

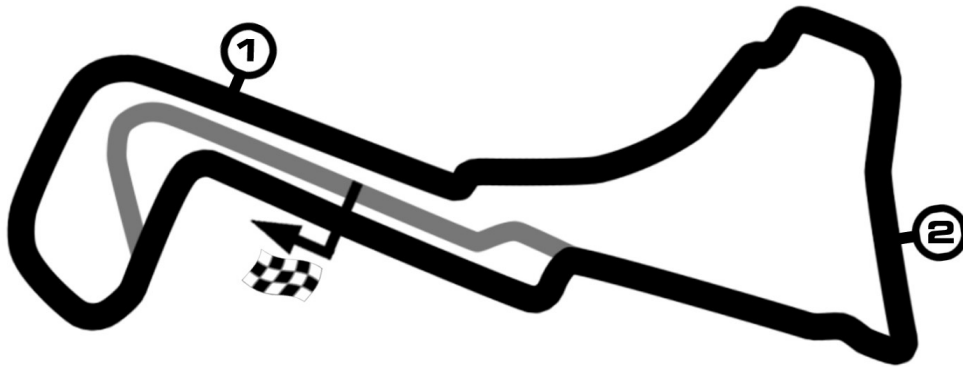
PORSCHE

**CARRERA CUP
BENELUX**

**SPRINT CHALLENGE
BENELUX**

DTM Zolder 1

qualifying 1



Circuit Zolder 4000 m

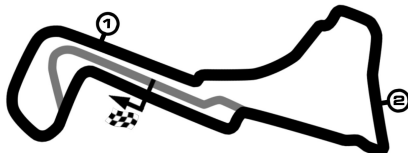
09. - 11.10.2020

DTM Zolder 1

Circuit Zolder, length 4000 m

09. - 11.10.2020

Porsche Carrera Cup Benelux



PORSCHE

CARRERA CUP
BENELUX

SPRINT CHALLENGE
BENELUX

Result qualifying 1, 10.10.2020

-Reg.No.: C-Z-DTM-015

POS.	No.	CL.	Entrant / Licence Driver / Nation / Licence	Team Car	Laps	Besttime	Gap	km/h fastest
1	4	PRO	Bas Koeten Racing (NLD) / 34220 Loek Hartog / NLD / 40970	Bas Koeten Racing GT3 Cup	10	1:35.226		151.219
2	140	PAM	Huub van Eijndhoven (NLD) / 31818 Huub van Eijndhoven / NLD / 31818	JW Raceservice GT3 Cup	9	1:35.456	0.230	150.855
3	126	AM	Jos Jansen (BEL) / 907022 Jos Jansen / BEL / 907022	JJ Racing GT3 Cup	10	1:37.442	2.216	147.780
4	9	AM	Jean Pierre Verhoeven (NLD) / 43082 Jaxon Verhoeven / NLD / 43082	Speedlover GT3 Cup	8	1:38.596	3.370	146.051
5	14	PRO	Team GP Elite (NLD) / 359 Morris Schuring / NLD / 43838	Team GP Elite GT3 Cup	8	1:39.914	4.688	144.124
6	17	AM	Gilles Smits (BEL) / 184496 Gilles Smits / BEL / 184496	Speedlover GT3 Cup	8	1:40.164	4.938	143.764
7	919	PAM	Michael Cool (BEL) / 902353 Michael Cool / BEL / 902353	NGT Racing GT3 Cup	8	1:41.319	6.093	142.125
8	63	PAM	EMG Motorsport (BEL) / 20982 Nicolas Vandierendonck / BEL / 907305	EMG Motorsport GT3 Cup	8	1:42.090	6.864	141.052
9	5	PAM	Bas Koeten Racing (NLD) / 34220 Bas Barenbrug / NLD / 9291	Bas Koeten Racing GT3 Cup	8	1:42.169	6.943	140.943
10	917	AM	Stijn Lowette (BEL) / 914796 Stijn Lowette / BEL / 914796	NGT Racing GT3 Cup	8	1:42.825	7.599	140.044
11	71	GT4	Team GP Elite (NLD) / 359 Alexander Goddijn / NLD / 46378	Team GP Elite GT4	9	1:44.245	9.019	138.136
12	69	GT4	Team GP Elite (NLD) / 359 Thierry Vermeulen / NLD / 49530	Team GP Elite GT4	10	1:44.733	9.507	137.492
13	72	GT4	Team GP Elite (NLD) / 359 Steven van Rhee / NLD / 46387	Team GP Elite GT4	9	1:45.086	9.860	137.031
14	25	GT4	Team GP Elite (NLD) / 359 Harold Goddijn / NLD / 44332	Team GP Elite GT4	8	1:46.033	10.807	135.807
15	700	GT4	Sven van Laere (BEL) / 700701 Sven van Laere / BEL / 700701	Redant Racing GT4	8	1:46.633	11.407	135.043

time for qualification: 0.000

CAR # 14, 140 & 919 - CANCELLATION OF RELEVANT LAP TIMES (TRACK LIMITS)

Subject to final scrutineering !

Issued:

Clerk of the Course:

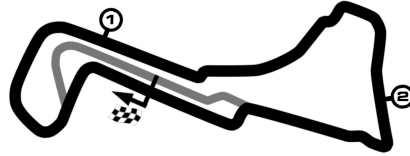
Timekeeper:

DTM Zolder 1

Circuit Zolder, length 4000 m

09. - 11.10.2020

Porsche Carrera Cup Benelux



PORSCHE

CARRERA CUP
BENELUX

SPRINT CHALLENGE
BENELUX

Lap by Lap qualifying 1, 10.10.2020

-Reg.No.: C-Z-DTM-015

4 Loek Hartog , GT3 Cup PRO / NLD															
1	2:10.897	2	1:55.298	3	1:41.857	4	1:50.798	5	1:39.815	6	1:37.349	7	1:36.344	8	1:36.075
9	1:35.226	pit	2:15.115												

5 Bas Barenbrug , GT3 Cup PRO AM / NLD															
1	2:13.173	2	1:43.837	3	1:42.400	4	1:42.169	5	1:43.254	pit	1:56.731	7	4:28.926	pit	2:10.004

9 Jaxon Verhoeven , GT3 Cup AM / NLD															
1	2:13.507	pit	2:06.280	3	4:11.032	4	1:51.547	5	1:42.058	6	1:38.596	7	1:39.012	pit	2:05.683

14 Morris Schuring , GT3 Cup PRO / NLD															
1	3:04.709	2	1:39.914	pit	1:53.381	4	3:59.450	5	1:51.656	6	1:40.193	7	1:36.617	pit	2:15.766

17 Gilles Smits , GT3 Cup AM / BEL															
1	2:02.053	2	1:41.335	3	1:40.509	4	1:40.491	5	1:40.792	6	1:45.681	7	1:40.164	pit	2:06.994

25 Harold Goddijn , GT4 GT4 / NLD															
1	2:45.971	2	1:54.455	3	1:54.373	4	1:46.033	5	1:47.863	6	1:47.303	7	1:47.149	pit	1:58.499

63 Nicolas Vandierendonck , GT3 Cup PRO AM / BEL															
1	2:49.934	2	1:46.329	pit	1:53.917	4	3:11.802	5	1:55.450	6	1:47.240	7	1:42.090	pit	2:02.618

69 Thierry Vermeulen , GT4 GT4 / NLD															
1	2:35.475	2	1:44.733	3	1:46.025	4	1:46.256	5	1:44.819	6	1:44.752	7	1:44.793	8	1:48.616
9	1:44.852	pit	2:11.617												

71 Alexander Goddijn , GT4 GT4 / NLD															
1	2:47.556	2	1:51.526	3	1:54.166	4	1:44.644	5	1:49.110	6	1:46.862	7	1:44.245	8	1:46.422
pit	2:06.115														

72 Steven van Rhee , GT4 GT4 / NLD															
1	2:30.698	2	1:47.679	3	1:45.339	4	1:46.853	pit	1:54.419	6	3:27.423	7	1:45.086	8	1:45.670
pit	2:10.562														

126 Jos Jansen , GT3 Cup AM / BEL															
1	2:22.687	2	1:56.240	3	1:50.736	4	1:45.888	5	1:49.889	6	1:42.149	7	1:40.364	8	1:39.620
9	1:37.442	pit	1:56.071												

140 Huub van Eijndhoven , GT3 Cup PRO AM / NLD															
pit	2:13.059	2	4:16.571	3	1:45.036	4	1:43.212	5	1:39.737	6	1:37.073	7	1:37.227	8	1:35.456
pit	1:56.132														

700 Sven van Laere , GT4 GT4 / BEL															
1	2:29.759	2	1:49.009	3	1:48.297	4	1:46.633	5	1:47.592	6	1:47.634	7	1:47.576	pit	1:59.745

917 Stijn Lowette , GT3 Cup AM / BEL															
1	2:29.761	2	2:01.115	pit	2:11.023	4	3:19.129	5	1:43.680	6	1:42.825	7	1:43.003	pit	2:03.159

919 Michael Cool , GT3 Cup PRO AM / BEL															
1	2:50.534	2	2:01.228	3	2:02.959	4	3:23.447	5	1:40.408	6	1:41.319	7	2:00.169	8	2:17.516

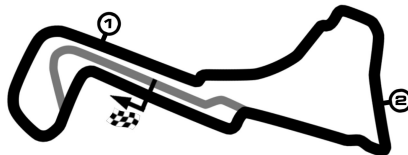
DTM Zolder 1

Circuit Zolder, length 4000 m

09. - 11.10.2020

Porsche Carrera Cup Benelux

Lap by Lap qualifying 1, 10.10.2020



PORSCHE

CARRERA CUP
BENELUX

SPRINT CHALLENGE
BENELUX

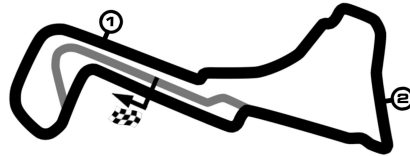
-Reg.No.: C-Z-DTM-015

DTM Zolder 1

Circuit Zolder, length 4000 m

09. - 11.10.2020

Porsche Carrera Cup Benelux



PORSCHE

CARRERA CUP
BENELUX

SPRINT CHALLENGE
BENELUX

-Reg.No.: C-Z-DTM-015

Lap Analysis qualifying 1, 10.10.2020

4 Loek Hartog , GT3 Cup PRO / NLD									theoretical besttime: 1:35.226								
Lap	Time	S1	V1	S2	V2	S3	V3	Vmax	Lap	Time	S1	V1	S2	V2	S3	V3	Vmax
1	2:10.897	0.000	179	45.348	149	39.133	136	149	6	1:37.349	30.952	196	36.044	200	30.353	200	200
2	1:55.298	38.317	184	42.676	183	34.305	195	183	7	1:36.344	30.807	197	35.257	201	30.280	201	201
3	1:41.857	32.159	192	37.882	192	31.816	198	192	8	1:36.075	30.636	197	35.161	202	30.278	202	202
4	1:50.798	38.330	192	37.431	196	35.037	198	196	9	1:35.226	30.511	196	34.882	201	29.833	203	201
5	1:39.815	31.959	194	36.716	197	31.140	200	197	10	2:15.115	38.293	125	49.055	117	0.000		117

5 Bas Barenbrug , GT3 Cup PRO AM / NLD									theoretical besttime: 1:41.945								
Lap	Time	S1	V1	S2	V2	S3	V3	Vmax	Lap	Time	S1	V1	S2	V2	S3	V3	Vmax
1	2:13.173	0.000	169	41.241	175	32.560	197	175	5	1:43.254	33.598	184	38.363	187	31.293	196	187
2	2:06.280	34.522	183	38.287	188	31.028	197	188	6	1:56.731	34.168	181	39.663	184	0.000		184
3	1:42.400	33.228	186	38.262	192	30.910	198	192	7	4:28.926	3:05.661	136	47.528	150	35.737	192	150
4	1:42.169	33.161	185	37.874	191	31.134	197	191	8	2:10.004	38.088	178	43.448	150	0.000		150

9 Jaxon Verhoeven , GT3 Cup AM / NLD									theoretical besttime: 1:38.028								
Lap	Time	S1	V1	S2	V2	S3	V3	Vmax	Lap	Time	S1	V1	S2	V2	S3	V3	Vmax
1	2:13.507	0.000	152	44.219	175	34.505	165	175	5	1:42.058	32.924	192	37.645	198	31.489	198	198
2	2:06.280	34.522	177	42.523	157	0.000		157	6	1:38.596	31.554	197	36.485	201	30.557	200	201
3	4:11.032	2:49.817	160	43.470	145	37.745	182	145	7	1:39.012	31.091	198	37.469	198	30.452	201	198
4	1:51.547	37.254	184	41.794	173	32.499	197	173	8	2:05.683	37.217	172	39.833	183	0.000		183

14 Morris Schuring , GT3 Cup PRO / NLD									theoretical besttime: 1:37.044								
Lap	Time	S1	V1	S2	V2	S3	V3	Vmax	Lap	Time	S1	V1	S2	V2	S3	V3	Vmax
1	3:04.709	0.000	149	41.151	183	33.521	198	183	5	1:51.656	33.617	175	39.210	185	38.829	197	185
2	1:39.914	31.970	190	37.255	198	30.689	200	198	6	1:40.193	32.100	194	36.222	197	31.871	201	197
3	1:53.381	32.242	187	39.086	185	0.000		185	7	1:36.617	31.145	196	35.210	200	0.000	202	200
4	3:59.450	2:39.555	148	43.528	160	36.367	164	160	8	2:15.766	36.610	143	49.206	122	0.000		122

17 Gilles Smits , GT3 Cup AM / BEL									theoretical besttime: 1:40.020								
Lap	Time	S1	V1	S2	V2	S3	V3	Vmax	Lap	Time	S1	V1	S2	V2	S3	V3	Vmax
1	2:02.053	0.000	159	41.812	164	31.555	198	164	5	1:40.792	32.519	186	37.287	193	30.986	196	193
2	1:41.335	33.069	185	37.573	192	30.693	197	192	6	1:45.681	32.565	185	37.375	194	35.741	200	194
3	1:40.509	32.631	179	37.204	194	30.674	198	194	7	1:40.164	32.241	185	37.198	196	30.725	197	196
4	1:40.491	32.471	187	37.105	196	30.915	197	196	8	2:06.994	34.767	161	44.922	147	0.000		147

25 Harold Goddijn , GT4 GT4 / NLD									theoretical besttime: 1:45.737								
Lap	Time	S1	V1	S2	V2	S3	V3	Vmax	Lap	Time	S1	V1	S2	V2	S3	V3	Vmax
1	2:45.971	0.000	118	50.664	126	37.543	177	126	5	1:47.863	33.798	174	39.694	181	34.371	179	181
2	1:54.455	36.326	170	41.779	170	36.350	177	170	6	1:47.303	34.209	175	39.376	182	33.718	179	182
3	1:54.373	34.520	173	42.781	156	37.072	178	156	7	1:47.149	34.267	172	40.065	179	32.817	179	179
4	1:46.033	33.923	173	39.122	181	32.988	176	181	8	1:58.499	34.243	170	39.756	180	0.000		180

63 Nicolas Vandierendonck , GT3 Cup PRO AM / BEL									theoretical besttime: 1:42.090								
Lap	Time	S1	V1	S2	V2	S3	V3	Vmax	Lap	Time	S1	V1	S2	V2	S3	V3	Vmax
1	2:49.934	0.000	150	44.342	159	33.202	194	159	5	1:55.450	39.319	177	42.146	152	33.985	185	152
2	1:46.329	34.162	179	40.466	168	31.701	197	168	6	1:47.240	35.537	188	39.945	164	31.758	198	164
3	1:53.917	34.521	182	37.951	186	0.000		186	7	1:42.090	33.117	191	37.716	178	31.257	196	178
4	3:11.802	1:44.074	160	46.775	129	40.953	138	129	8	2:02.618	34.443	189	38.915	171	0.000		171

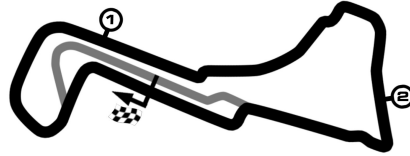
69 Thierry Vermeulen , GT4 GT4 / NLD									theoretical besttime: 1:44.100								
Lap	Time	S1	V1	S2	V2	S3	V3	Vmax	Lap	Time	S1	V1	S2	V2	S3	V3	Vmax
1	2:35.475	0.000	157	47.083	170	34.709	183	170	6	1:44.752	33.339	174	38.945	183	32.468	182	183
2	1:44.733	33.945	171	38.653	185	32.135	182	185	7	1:44.793	33.597	174	38.912	183	32.284	182	183
3	1:46.025	34.186	176	39.274	181	32.565	183	181	8	1:48.616	34.321	174	41.159	137	33.136	184	137
4	1:46.256	33.455	175	39.609	184	33.192	183	184	9	1:44.852	33.573	174	39.171	183	32.108	179	183
5	1:44.819	33.562	174	38.963	184	32.294	181	184	10	2:11.617	38.040	148	46.076	163	0.000		163

DTM Zolder 1

Circuit Zolder, length 4000 m

09. - 11.10.2020

Porsche Carrera Cup Benelux



PORSCHE

CARRERA CUP
BENELUX

SPRINT CHALLENGE
BENELUX

Lap Analysis qualifying 1, 10.10.2020

-Reg.No.: C-Z-DTM-015

71 Alexander Goddijn , GT4 GT4 / NLD

theoretical besttime: 1:44.142

Lap	Time	S1	V1	S2	V2	S3	V3	Vmax	Lap	Time	S1	V1	S2	V2	S3	V3	Vmax
1	2:47.556	0.000	135	49.793	144	38.259	156	144	6	1:46.862	33.239	177	38.877	186	34.746	184	186
2	1:51.526	36.202	164	41.191	181	34.133	181	181	7	1:44.245	33.045	177	38.483	184	32.717	181	184
3	1:54.166	33.347	164	44.639	165	36.180	183	165	8	1:46.422	33.053	176	38.650	185	34.719	155	185
4	1:44.644	32.942	179	38.488	185	33.214	174	185	9	2:06.115	37.980	172	40.363	182	0.000		182
5	1:49.110	33.141	176	41.353	136	34.616	185	136									

72 Steven van Rhee , GT4 GT4 / NLD

theoretical besttime: 1:44.238

Lap	Time	S1	V1	S2	V2	S3	V3	Vmax	Lap	Time	S1	V1	S2	V2	S3	V3	Vmax
1	2:30.698	0.000	166	44.072	181	32.333	181	181	6	3:27.423	2:14.205	123	41.182	183	32.036	181	183
2	1:47.679	34.340	174	39.850	184	33.489	178	184	7	1:45.086	33.492	171	39.379	182	32.215	181	182
3	1:45.339	34.177	173	38.710	183	32.452	182	183	8	1:45.670	33.795	172	39.463	182	32.412	179	182
4	1:46.853	33.947	173	39.112	182	33.794	181	182	9	2:10.562	37.597	148	45.117	155	0.000		155
5	1:54.419	33.979	173	39.087	182	0.000		182									

126 Jos Jansen , GT3 Cup AM / BEL

theoretical besttime: 1:37.442

Lap	Time	S1	V1	S2	V2	S3	V3	Vmax	Lap	Time	S1	V1	S2	V2	S3	V3	Vmax
1	2:22.687	0.000	161	47.574	149	36.074	171	149	6	1:42.149	33.619	191	37.413	189	31.117	198	189
2	1:56.240	39.135	177	41.501	168	35.604	140	168	7	1:40.364	32.567	192	37.305	194	30.492	200	194
3	1:50.736	36.440	186	40.760	168	33.536	194	168	8	1:39.620	32.656	188	36.786	198	30.178	200	198
4	1:45.888	34.371	187	38.388	187	33.129	196	187	9	1:37.442	31.901	193	35.795	198	29.746	201	198
5	1:49.889	33.692	187	43.497	152	32.700	196	152	10	1:56.071	34.316	178	38.698	182	0.000		182

140 Huub van Eindhoven , GT3 Cup PRO AM / NLD

theoretical besttime: 1:35.456

Lap	Time	S1	V1	S2	V2	S3	V3	Vmax	Lap	Time	S1	V1	S2	V2	S3	V3	Vmax
1	2:13.059	0.000	179	40.277	147	0.000		147	6	1:37.073	31.332	194	35.544	201	0.000	202	201
2	4:16.571	2:58.311	175	42.893	167	35.367	194	167	7	1:37.227	31.148	190	35.664	200	30.415	201	200
3	1:45.036	33.368	191	39.143	189	32.525	196	189	8	1:35.456	30.697	195	34.866	203	29.893	202	203
4	1:43.212	33.435	187	38.180	186	31.597	197	186	9	1:56.132	33.481	192	38.498	172	0.000		172
5	1:39.737	31.438	193	36.706	195	0.000	201	195									

700 Sven van Laere , GT4 GT4 / BEL

theoretical besttime: 1:46.269

Lap	Time	S1	V1	S2	V2	S3	V3	Vmax	Lap	Time	S1	V1	S2	V2	S3	V3	Vmax
1	2:29.759	0.000	166	42.386	170	33.422	186	170	5	1:47.592	34.930	172	39.695	178	32.967	181	178
2	1:49.009	34.959	170	40.122	176	33.928	183	176	6	1:47.634	34.380	173	39.916	177	33.338	185	177
3	1:48.297	35.277	173	39.449	175	33.571	183	175	7	1:47.576	34.308	170	39.381	181	33.887	184	181
4	1:46.633	34.436	172	39.617	182	32.580	183	182	8	1:59.745	34.553	171	40.931	167	0.000		167

917 Stijn Lowette , GT3 Cup AM / BEL

theoretical besttime: 1:42.535

Lap	Time	S1	V1	S2	V2	S3	V3	Vmax	Lap	Time	S1	V1	S2	V2	S3	V3	Vmax
1	2:29.761	0.000	120	48.475	145	37.413	167	145	5	1:43.680	33.922	184	38.456	191	31.302	198	191
2	2:01.115	39.509	171	45.013	154	36.593	165	154	6	1:42.825	33.625	184	38.294	187	30.906	201	187
3	2:11.023	41.272	171	44.206	146	0.000		146	7	1:43.003	33.335	183	38.512	192	31.156	198	192
4	3:19.129	2:06.181	179	40.806	177	32.142	198	177	8	2:03.159	35.536	181	41.632	157	0.000		157

919 Michael Cool , GT3 Cup PRO AM / BEL

theoretical besttime: 1:40.131

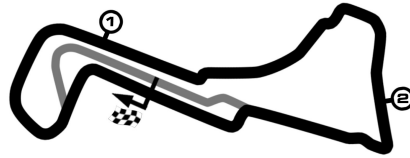
Lap	Time	S1	V1	S2	V2	S3	V3	Vmax	Lap	Time	S1	V1	S2	V2	S3	V3	Vmax
1	2:50.534	0.000	117	51.234	124	42.652	168	124	5	1:40.408	32.271	186	37.208	194	0.000	201	194
2	2:01.228	42.050	174	43.620	159	35.558	191	159	6	1:41.319	32.383	187	37.840	197	31.096	196	197
3	2:02.959	37.038	183	41.675	163	0.000		163	7	2:00.169	32.766	189	47.081	97	40.322	200	97
4	3:23.447	2:14.161	184	38.634	191	30.652	198	191	8	2:17.516	40.447	133	48.673	134	0.000		134

DTM Zolder 1

Circuit Zolder, length 4000 m

09. - 11.10.2020

Porsche Carrera Cup Benelux



PORSCHE

CARRERA CUP
BENELUX

SPRINT CHALLENGE
BENELUX

Topspeed qualifying 1, 10.10.2020

-Reg.No.: C-Z-DTM-015

Car No.	Driver	Make	Speed km/h
140	Huub van Eijndhoven	GT3 Cup	203
4	Loek Hartog	GT3 Cup	202
9	Jaxon Verhoeven	GT3 Cup	201
14	Morris Schuring	GT3 Cup	200
126	Jos Jansen	GT3 Cup	198
919	Michael Cool	GT3 Cup	197
17	Gilles Smits	GT3 Cup	196
917	Stijn Lowette	GT3 Cup	192
5	Bas Barenbrug	GT3 Cup	192
63	Nicolas Vandierendonck	GT3 Cup	186
71	Alexander Goddijn	GT4	186
69	Thierry Vermeulen	GT4	185
72	Steven van Rhee	GT4	184
700	Sven van Laere	GT4	182
25	Harold Goddijn	GT4	182

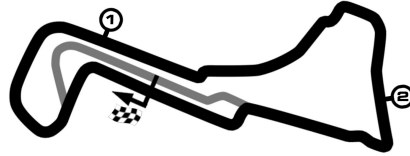
DTM Zolder 1

Circuit Zolder, length 4000 m

09. - 11.10.2020

Porsche Carrera Cup Benelux

Best Sector Times qualifying 1



PORSCHE

CARRERA CUP
BENELUX

SPRINT CHALLENGE
BENELUX

-Reg.No.: C-Z-DTM-015

Pos.	sector 1		sector 2		sector 3		theoretical and best lap time							
	No	Driver	Time	No	Driver	Time	No	Driver	theoretical	Best	Pos			
1	4	Hartog L.	30.511	140	van Eijndhoven H.	34.866	126	Jansen J.	29.746	4	Hartog L.	1:35.226	1:35.226	1
2	140	van Eijndhoven H.	30.697	4	Hartog L.	34.882	4	Hartog L.	29.833	140	van Eijndhoven H.	1:35.456	1:35.456	2
3	9	Verhoeven J.	31.091	14	Schuring M.	35.210	140	van Eijndhoven H.	29.893	14	Schuring M.	1:37.044	1:39.914	5
4	14	Schuring M.	31.145	126	Jansen J.	35.795	9	Verhoeven J.	30.452	126	Jansen J.	1:37.442	1:37.442	3
5	126	Jansen J.	31.901	9	Verhoeven J.	36.485	919	Cool M.	30.652	9	Verhoeven J.	1:38.028	1:38.596	4
6	17	Smits G.	32.241	17	Smits G.	37.105	17	Smits G.	30.674	17	Smits G.	1:40.020	1:40.164	6
7	919	Cool M.	32.271	919	Cool M.	37.208	14	Schuring M.	30.689	919	Cool M.	1:40.131	1:41.319	7
8	71	Goddijn A.	32.942	63	Vandierendonck N.	37.716	917	Lowette S.	30.906	5	Barenbrug B.	1:41.945	1:42.169	9
9	63	Vandierendonck N.	33.117	5	Barenbrug B.	37.874	5	Barenbrug B.	30.910	63	Vandierendonck N.	1:42.090	1:42.090	8
10	5	Barenbrug B.	33.161	917	Lowette S.	38.294	63	Vandierendonck N.	31.257	917	Lowette S.	1:42.535	1:42.825	10
11	917	Lowette S.	33.335	71	Goddijn A.	38.483	72	van Rhee S.	32.036	69	Vermeulen T.	1:44.100	1:44.733	12
12	69	Vermeulen T.	33.339	69	Vermeulen T.	38.653	69	Vermeulen T.	32.108	71	Goddijn A.	1:44.142	1:44.245	11
13	72	van Rhee S.	33.492	72	van Rhee S.	38.710	700	van Laere S.	32.580	72	van Rhee S.	1:44.238	1:45.086	13
14	25	Goddijn H.	33.798	25	Goddijn H.	39.122	71	Goddijn A.	32.717	25	Goddijn H.	1:45.737	1:46.033	14
15	700	van Laere S.	34.308	700	van Laere S.	39.381	25	Goddijn H.	32.817	700	van Laere S.	1:46.269	1:46.633	15

DTM Zolder 1

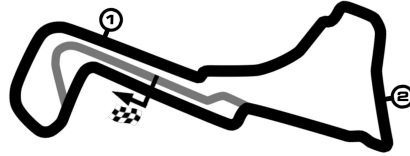
Circuit Zolder, length 4000 m

09. - 11.10.2020

Porsche Carrera Cup Benelux

Weather qualifying 1

10.10.2020, 11:30:00 - 11:45:00

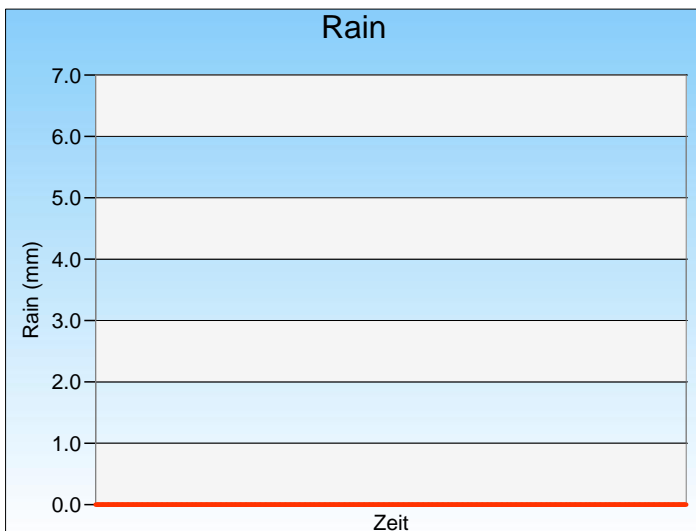
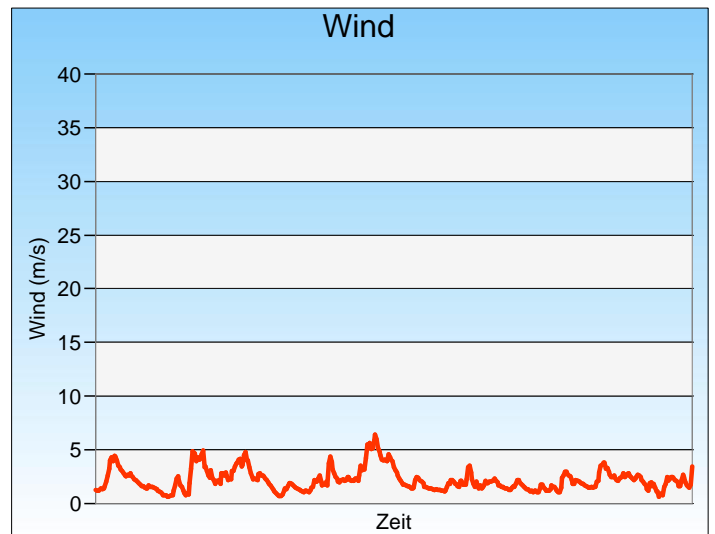
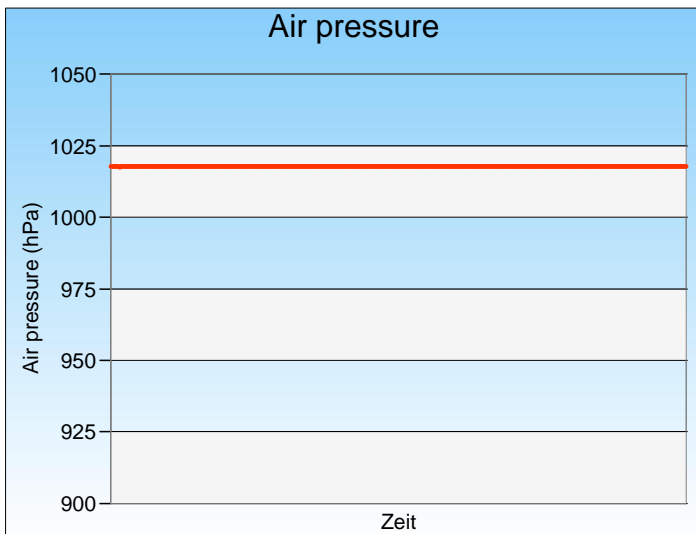
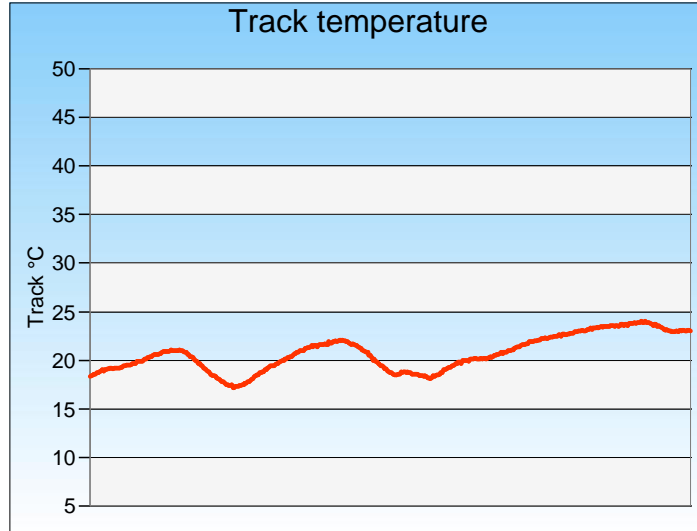


PORSCHE

CARRERA CUP
BENELUX

SPRINT CHALLENGE
BENELUX

-Reg.No.: C-Z-DTM-015



Weather:

