

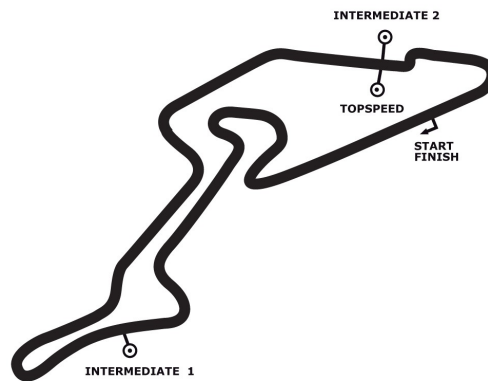
PORSCHE

**CARRERA CUP
BENELUX**

**SPRINT CHALLENGE
BENELUX**

DTM Nürburgring GP

race 2



Nürburgring GP 5148 m

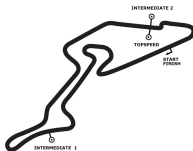
11. - 13.09.2020

DTM Nürburgring GP

Nürburgring GP, length 5148 m

11. - 13.09.2020

Porsche Carrera Cup Benelux



PORSCHE

CARRERA CUP
BENELUX

SPRINT CHALLENGE
BENELUX

Result race 2, 13.09.2020

DMSB-Reg.No.: R-11392/20

started : 13

classified : 13

not classified : 0

Pos	No.	Cl.	R	Entrant Driver, Place	Car Sponsor	Lap	Time total	Interval GAP	Avg. Total	fastest Avg.	at Lap
1	4	PRO		Bas Koeten Racing (NLD) / 34220 Loek Hartog / NLD / 40970	GT3 Cup	15	30:56.428		149.746	2:03.373 150.218	3
2	14	PRO		Team GP Elite (NLD) / 359 Morris Schuring / NLD / 43838	GT3 Cup	15	30:57.995	1.567 1.567	149.619	2:03.346 150.251	5
3	9	AM		Jean Pierre Verhoeven (NLD) / 43082 Jean-Pierre Verhoeven / NLD / 14333 Jaxon Verhoeven / NLD / 43082	GT3 Cup	15	31:10.262	13.834 12.267	148.638	2:03.632 149.903	7
4	6	PAM		Black Falcon (DEU) / BIF1112500 Carlos Rivas / LUX / A 1343	GT3 Cup	15	31:10.669	14.241 0.407	148.606	2:03.797 149.703	4
5	140	PAM		Huub van Eijndhoven (NLD) / 318 Huub van Eijndhoven / NLD / 31818	GT3 Cup	15	31:11.098	14.670 0.429	148.572	2:03.607 149.933	5
6	11	PAM		Tijn Jilesen (NLD) / 37343 Tijn Jilesen / NLD / 37343	GT3 Cup	15	31:13.727	17.299 2.629	148.363	2:04.286 149.114	7
7	63	PAM		EMG Motorsport (BEL) / 20982 Nicolas Vandierendonck / BEL / 907305	GT3 Cup	15	31:20.297	23.869 6.570	147.845	2:04.080 149.362	8
8	919	PAM		Michael Cool (BEL) / 902353 Michael Cool / BEL / 902353	GT3 Cup	15	31:33.435	37.007 13.138	146.819	2:04.880 148.405	9
9	5	PAM		Bas Koeten Racing (NLD) / 34220 Bas Barenbrug / NLD / 9291	GT3 Cup	15	31:35.933	39.505 2.498	146.625	2:05.456 147.724	14
10	69	GT4		Team GP Elite (NLD) / 359 Thierry Vermeulen / NLD / 49530	GT4	15	32:37.580	1:41.152 1:01.647	142.008	2:09.407 143.213	14
11	71	GT4		Team GP Elite (NLD) / 359 Alexander Goddijn / NLD / 46378	GT4	15	32:47.425	1:50.997 9.845	141.297	2:09.959 142.605	4
12	72	GT4		Team GP Elite (NLD) / 359 Steven van Rhee / NLD / 46387	GT4	15	32:49.696	1:53.268 2.271	141.134	2:10.177 142.366	5
13	700	GT4		Sven van Laere (BEL) / 700701 Sven van Laere / BEL / 700701 Ayrton Redant / BEL / 913275	GT4	14	31:26.196	1 Runde 1 Runde	137.557	2:12.810 139.544	4

fastest lap: 14 Schuring Morris 2:03.346 =150.251 km/h

CAR #63 - 5 SEC. TIME PENALTY (INACCURATE GRID POSITION)

CAR # 919 - 5 SEC. TIME PENALTY (TRACK LIMITS)

Subject to final scrutineering !

Issued:

Clerk of the Course:

Timekeeper:

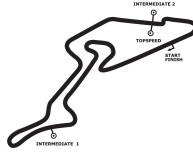
DTM Nürburgring GP

Nürburgring GP, length 5148 m

11. - 13.09.2020

Porsche Carrera Cup Benelux

Result race 2, 13.09.2020



PORSCHE

CARRERA CUP
BENELUX

SPRINT CHALLENGE
BENELUX

DMSB-Reg.No.: R-11392/20

Pos.	No.	Cl.	Entrant Driver	Car	Lap	Time	Gap Intervall	Speed Total	Fast Lap. Speed
------	-----	-----	-------------------	-----	-----	------	------------------	----------------	--------------------

AM

Started: 1 **Classified: 1** **not Classified: 0**

1	9	AM	Jean Pierre Verhoeven (NLD) / 43082	GT3 Cup	15	31:10.262		148.638	2:03.632 7
			Jean-Pierre Verhoeven / NLD / 14333						149.903
			Jaxon Verhoeven / NLD / 43082						

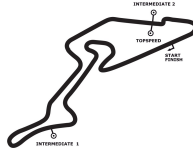
DTM Nürburgring GP

Nürburgring GP, length 5148 m

11. - 13.09.2020

Porsche Carrera Cup Benelux

Result race 2, 13.09.2020



PORSCHE

**CARRERA CUP
BENELUX**

**SPRINT CHALLENGE
BENELUX**

DMSB-Reg.No.: R-11392/20

Pos.	No.	Cl.	Entrant Driver	Car	Lap	Time	Gap Intervall	Speed Total	Fast Lap. Speed
------	-----	-----	-------------------	-----	-----	------	------------------	----------------	--------------------

GT4

Started: 4 **Classified: 4** **not Classified: 0**

1	69	GT4	Team GP Elite (NLD) / 359 Thierry Vermeulen / NLD / 49530	GT4	15	32:37.580		142.008	2:09.407 14 143.213
2	71	GT4	Team GP Elite (NLD) / 359 Alexander Goddijn / NLD / 46378	GT4	15	32:47.425	9.845 +9.845	141.297	2:09.959 4 142.605
3	72	GT4	Team GP Elite (NLD) / 359 Steven van Rhee / NLD / 46387	GT4	15	32:49.696	12.116 +2.271	141.134	2:10.177 5 142.366
4	700	GT4	Sven van Laere (BEL) / 700701 Sven van Laere / BEL / 700701 Ayrton Redant / BEL / 913275	GT4	14	31:26.196	1 Rd. 1 Rd.	137.557	2:12.810 4 139.544

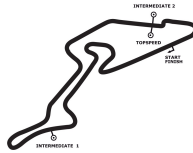
DTM Nürburgring GP

Nürburgring GP, length 5148 m

11. - 13.09.2020

Porsche Carrera Cup Benelux

Result race 2, 13.09.2020



PORSCHE

CARRERA CUP
BENELUX

SPRINT CHALLENGE
BENELUX

DMSB -Reg.No.: R-11392/20

Pos.	No.	Cl.	Entrant Driver	Car	Lap	Time	Gap Intervall	Speed Total	Fast Lap. Speed
------	-----	-----	-------------------	-----	-----	------	------------------	----------------	--------------------

PRO

Started: 2 **Classified: 2** **not Classified: 0**

1	4	PRC	Bas Koeten Racing (NLD) / 34220 Loek Hartog / NLD / 40970	GT3 Cup	15	30:56.428		149.746	2:03.373 3 150.218
2	14	PRC	Team GP Elite (NLD) / 359 Morris Schuring / NLD / 43838	GT3 Cup	15	30:57.995	1.567 +1.567	149.619	2:03.346 5 150.251

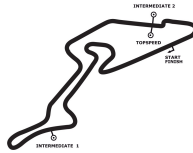
DTM Nürburgring GP

Nürburgring GP, length 5148 m

11. - 13.09.2020

Porsche Carrera Cup Benelux

Result race 2, 13.09.2020



PORSCHE

**CARRERA CUP
BENELUX**

**SPRINT CHALLENGE
BENELUX**

DMSB-Reg.No.: R-11392/20

Pos.	No.	Cl.	Entrant Driver	Car	Lap	Time	Gap Intervall	Speed Total	Fast Lap. Speed
PRO AM									
Started: 6 Classified: 6 not Classified: 0									
1	6	PAM	Black Falcon (DEU) / BIF1112500 Carlos Rivas / LUX / A 1343	GT3 Cup	15	31:10.669		148.606	2:03.797 4 149.703
2	140	PAM	Huub van Eindhoven (NLD) / 31818 Huub van Eindhoven / NLD / 31818	GT3 Cup	15	31:11.098	0.429 +0.429	148.572	2:03.607 5 149.933
3	11	PAM	Tijn Jilesen (NLD) / 37343 Tijn Jilesen / NLD / 37343	GT3 Cup	15	31:13.727	3.058 +2.629	148.363	2:04.286 7 149.114
4	63	PAM	EMG Motorsport (BEL) / 20982 Nicolas Vandierendonck / BEL / 907305	GT3 Cup	15	31:20.297	9.628 +6.570	147.845	2:04.080 8 149.362
5	919	PAM	Michael Cool (BEL) / 902353 Michael Cool / BEL / 902353	GT3 Cup	15	31:33.435	22.766 +13.138	146.819	2:04.880 9 148.405
6	5	PAM	Bas Koeten Racing (NLD) / 34220 Bas Barenbrug / NLD / 9291	GT3 Cup	15	31:35.933	25.264 +2.498	146.625	2:05.456 14 147.724

Fastest Lap: 140 van Eindhoven Huub 2:03.607 = 149.933 km/h

CAR #63 - 5 SEC. TIME PENALTY (INACCURATE GRID POSITION)

CAR # 919 - 5 SEC. TIME PENALTY (TRACK LIMITS)

Subject to final scrutineering !

Issued:

Clerk of the Course:

Timekeeper:

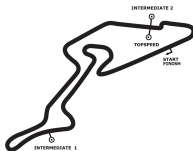
DTM Nürburgring GP

Nürburgring GP, length 5148 m

11. - 13.09.2020

Porsche Carrera Cup Benelux

Lap by Lap race 2, 13.09.2020



PORSCHE

CARRERA CUP
BENELUX

SPRINT CHALLENGE
BENELUX

DMSB-Reg.No.: R-11392/20

4 Loek Hartog , GT3 Cup PRO / NLD															
1	2:05.446	2	2:03.906	3	2:03.373	4	2:03.656	5	2:03.432	6	2:03.504	7	2:03.453	8	2:03.580
9	2:03.602	10	2:03.699	11	2:03.563	12	2:03.743	13	2:03.784	14	2:03.876	15	2:03.811		

5 Bas Barenbrug , GT3 Cup PRO AM / NLD															
1	2:11.985	2	2:06.424	3	2:06.214	4	2:05.702	5	2:06.074	6	2:06.267	7	2:06.088	8	2:06.023
9	2:06.125	10	2:05.646	11	2:06.000	12	2:06.124	13	2:05.650	14	2:05.456	15	2:06.155		

6 Carlos Rivas , GT3 Cup PRO AM / LUX															
1	2:07.148	2	2:04.600	3	2:04.180	4	2:03.797	5	2:03.843	6	2:03.989	7	2:03.984	8	2:03.987
9	2:04.469	10	2:06.519	11	2:04.339	12	2:04.776	13	2:05.151	14	2:04.951	15	2:04.936		

9 Jean-Pierre Verhoeven , GT3 Cup AM / NLD															
1	2:08.303	2	2:04.768	3	2:03.769	4	2:03.882	5	2:03.811	6	2:03.764	7	2:03.632	8	2:04.112
9	2:04.421	10	2:06.835	11	2:03.897	12	2:04.680	13	2:04.629	14	2:04.964	15	2:04.795		

11 Tijn Jilesen , GT3 Cup PRO AM / NLD															
1	2:08.787	2	2:04.594	3	2:05.534	4	2:04.552	5	2:04.699	6	2:04.459	7	2:04.286	8	2:04.497
9	2:04.696	10	2:04.705	11	2:04.752	12	2:04.495	13	2:04.594	14	2:04.631	15	2:04.446		

14 Morris Schuring , GT3 Cup PRO / NLD															
1	2:06.003	2	2:03.597	3	2:03.366	4	2:03.836	5	2:03.346	6	2:03.904	7	2:03.715	8	2:03.609
9	2:03.700	10	2:04.063	11	2:03.844	12	2:03.767	13	2:03.730	14	2:04.042	15	2:03.473		

63 Nicolas Vandierendonck , GT3 Cup PRO AM / BEL															
1	2:09.803	2	2:05.266	3	2:04.656	4	2:04.691	5	2:04.783	6	2:04.536	7	2:04.772	8	2:04.080
9	2:04.543	10	2:04.748	11	2:04.759	12	2:04.433	13	2:04.729	14	2:04.710	15	2:04.788		

69 Thierry Vermeulen , GT4 GT4 / NLD															
1	2:14.767	2	2:10.070	3	2:10.321	4	2:10.619	5	2:09.853	6	2:10.569	7	2:09.624	8	2:09.820
9	2:10.238	10	2:10.793	11	2:10.026	12	2:10.649	13	2:10.315	14	2:09.407	15	2:10.509		

71 Alexander Goddijn , GT4 GT4 / NLD															
1	2:16.689	2	2:12.493	3	2:10.736	4	2:09.959	5	2:10.482	6	2:10.600	7	2:10.277	8	2:10.780
9	2:10.674	10	2:10.478	11	2:10.754	12	2:10.944	13	2:10.631	14	2:10.988	15	2:10.940		

72 Steven van Rhee , GT4 GT4 / NLD															
1	2:16.318	2	2:13.171	3	2:11.090	4	2:10.604	5	2:10.177	6	2:10.585	7	2:10.776	8	2:10.826
9	2:10.677	10	2:10.892	11	2:10.656	12	2:10.470	13	2:10.575	14	2:10.625	15	2:12.254		

140 Huub van Eijndhoven , GT3 Cup PRO AM / NLD															
1	2:09.384	2	2:04.473	3	2:04.227	4	2:03.619	5	2:03.607	6	2:03.824	7	2:03.798	8	2:03.844
9	2:04.274	10	2:05.849	11	2:05.047	12	2:04.347	13	2:05.095	14	2:04.783	15	2:04.927		

700 Sven van Laere , GT4 GT4 / BEL															
1	2:18.159	2	2:14.201	3	2:13.415	4	2:12.810	5	2:13.378	6	2:13.603	7	2:13.094	8	2:12.967
9	2:13.678	10	2:14.310	11	2:15.007	12	2:15.244	13	2:17.556	14	2:18.774				

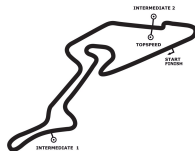
919 Michael Cool , GT3 Cup PRO AM / BEL															
1	2:10.888	2	2:05.478	3	2:05.079	4	2:06.128	5	2:05.375	6	2:06.056	7	2:05.256	8	2:04.931

DTM Nürburgring GP

Nürburgring GP, length 5148 m

11. - 13.09.2020

Porsche Carrera Cup Benelux



PORSCHE

CARRERA CUP
BENELUX

SPRINT CHALLENGE
BENELUX

DMSB-Reg.No.: R-11392/20

Lap Analysis race 2, 13.09.2020

4 Loek Hartog , GT3 Cup PRO / NLD									theoretical besttime: 2:03.052								
Lap	Time	S1	V1	S2	V2	S3	V3	Vmax	Lap	Time	S1	V1	S2	V2	S3	V3	Vmax
1	2:05.446	58.754	217	44.788	238	21.904	188	238	9	2:03.602	56.879	216	44.614	240	22.109	189	240
2	2:03.906	57.213	216	44.679	241	22.014	188	241	10	2:03.699	56.918	217	44.826	240	21.955	188	240
3	2:03.373	56.942	218	44.424	239	22.007	188	239	11	2:03.563	56.872	215	44.615	241	22.076	188	241
4	2:03.656	57.000	216	44.663	240	21.993	187	240	12	2:03.743	56.880	216	44.835	240	22.028	188	240
5	2:03.432	56.775	216	44.783	240	21.874	188	240	13	2:03.784	56.901	217	44.637	241	22.246	188	241
6	2:03.504	56.974	216	44.677	240	21.853	188	240	14	2:03.876	56.927	216	44.699	240	22.250	188	240
7	2:03.453	56.791	216	44.628	240	22.034	188	240	15	2:03.811	56.887	215	44.802	240	22.122	185	240
8	2:03.580	56.900	214	44.663	240	22.017	188	240									

5 Bas Barenbrug , GT3 Cup PRO AM / NLD									theoretical besttime: 2:05.316								
Lap	Time	S1	V1	S2	V2	S3	V3	Vmax	Lap	Time	S1	V1	S2	V2	S3	V3	Vmax
1	2:11.985	1:02.883	201	46.050	240	23.052	183	240	9	2:06.125	58.379	209	45.288	240	22.458	188	240
2	2:06.424	58.131	216	45.527	240	22.766	186	240	10	2:05.646	57.804	214	45.209	241	22.633	187	241
3	2:06.214	57.896	210	45.729	240	22.589	187	240	11	2:06.000	58.075	212	45.302	240	22.623	187	240
4	2:05.702	57.815	210	45.415	240	22.472	188	240	12	2:06.124	58.077	216	45.276	240	22.771	187	240
5	2:06.074	58.128	215	45.269	240	22.677	187	240	13	2:05.650	57.922	214	45.151	240	22.577	188	240
6	2:06.267	57.908	214	45.430	241	22.929	188	241	14	2:05.456	57.841	216	45.064	240	22.551	187	240
7	2:06.088	58.076	210	45.288	240	22.724	187	240	15	2:06.155	57.794	207	45.433	239	22.928	187	239
8	2:06.023	57.995	211	45.333	240	22.695	186	240									

6 Carlos Rivas , GT3 Cup PRO AM / LUX									theoretical besttime: 2:03.632								
Lap	Time	S1	V1	S2	V2	S3	V3	Vmax	Lap	Time	S1	V1	S2	V2	S3	V3	Vmax
1	2:07.148	59.753	204	45.116	242	22.279	188	242	9	2:04.469	57.368	209	44.935	242	22.166	188	242
2	2:04.600	57.540	203	44.761	241	22.299	189	241	10	2:06.519	58.833	205	45.389	242	22.297	188	242
3	2:04.180	57.290	213	44.825	242	22.065	188	242	11	2:04.339	57.319	213	44.810	242	22.210	188	242
4	2:03.797	57.151	211	44.541	242	22.105	189	242	12	2:04.776	57.353	216	45.036	242	22.387	188	242
5	2:03.843	57.122	215	44.520	241	22.201	189	241	13	2:05.151	58.041	213	44.983	243	22.127	190	243
6	2:03.989	57.047	210	44.846	241	22.096	189	241	14	2:04.951	57.631	210	44.941	243	22.379	190	243
7	2:03.984	57.130	214	44.597	241	22.257	188	241	15	2:04.936	57.515	202	44.914	243	22.507	189	243
8	2:03.987	57.192	213	44.682	241	22.113	189	241									

9 Jean-Pierre Verhoeven , GT3 Cup AM / NLD									theoretical besttime: 2:03.325								
Lap	Time	S1	V1	S2	V2	S3	V3	Vmax	Lap	Time	S1	V1	S2	V2	S3	V3	Vmax
1	2:08.303	1:00.479	212	45.259	240	22.565	188	240	9	2:04.421	57.143	219	45.124	242	22.154	189	242
2	2:04.768	57.235	220	44.776	241	22.757	188	241	10	2:06.835	58.742	200	45.439	244	22.654	189	244
3	2:03.769	56.801	223	44.679	242	22.289	188	242	11	2:03.897	57.048	222	44.824	242	22.025	189	242
4	2:03.882	56.869	223	44.772	241	22.241	188	241	12	2:04.680	57.431	221	44.922	243	22.327	189	243
5	2:03.811	56.877	220	44.668	241	22.266	188	241	13	2:04.629	57.371	221	44.803	241	22.455	187	241
6	2:03.764	56.787	220	44.674	242	22.303	189	242	14	2:04.964	57.498	222	45.025	241	22.441	188	241
7	2:03.632	56.864	219	44.513	243	22.255	188	243	15	2:04.795	57.027	222	45.065	240	22.703	187	240
8	2:04.112	57.159	219	44.721	242	22.232	188	242									

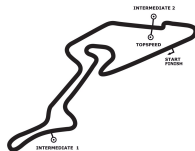
11 Tijn Jilesen , GT3 Cup PRO AM / NLD									theoretical besttime: 2:03.906								
Lap	Time	S1	V1	S2	V2	S3	V3	Vmax	Lap	Time	S1	V1	S2	V2	S3	V3	Vmax
1	2:08.787	1:00.922	210	45.352	240	22.513	188	240	9	2:04.696	57.346	216	44.836	240	22.514	186	240
2	2:04.594	57.238	216	44.982	240	22.374	187	240	10	2:04.705	57.500	216	44.972	240	22.233	187	240
3	2:05.534	57.318	219	45.712	241	22.504	187	241	11	2:04.752	57.574	219	45.031	240	22.147	187	240
4	2:04.552	57.138	221	45.199	240	22.215	188	240	12	2:04.495	57.387	218	45.012	240	22.096	185	240
5	2:04.699	57.397	218	45.117	237	22.185	188	237	13	2:04.594	57.460	219	45.016	240	22.118	187	240
6	2:04.459	57.404	217	44.926	239	22.129	187	239	14	2:04.631	57.383	220	45.012	240	22.236	187	240
7	2:04.286	57.513	217	44.841	240	21.932	187	240	15	2:04.446	57.398	216	44.840	240	22.208	187	240
8	2:04.497	57.287	217	44.984	240	22.226	187	240									

DTM Nürburgring GP

Nürburgring GP, length 5148 m

11. - 13.09.2020

Porsche Carrera Cup Benelux



PORSCHE

CARRERA CUP
BENELUX

SPRINT CHALLENGE
BENELUX

DMSB-Reg.No.: R-11392/20

Lap Analysis race 2, 13.09.2020

14 Morris Schuring , GT3 Cup PRO / NLD

theoretical besttime: 2:03.165

Lap	Time	S1	V1	S2	V2	S3	V3	Vmax	Lap	Time	S1	V1	S2	V2	S3	V3	Vmax
1	2:06.003	59.178	205	44.677	243	22.148	190	243	9	2:03.700	56.867	211	44.658	243	22.175	190	243
2	2:03.597	56.984	201	44.433	244	22.180	190	244	10	2:04.063	56.981	211	45.045	243	22.037	190	243
3	2:03.366	57.052	213	44.372	244	21.942	190	244	11	2:03.844	57.041	215	44.699	243	22.104	190	243
4	2:03.836	57.320	209	44.376	245	22.140	190	245	12	2:03.767	56.919	214	44.668	243	22.180	189	243
5	2:03.346	56.862	213	44.553	246	21.931	190	246	13	2:03.730	56.995	218	44.668	243	22.067	190	243
6	2:03.904	57.158	214	44.799	244	21.947	190	244	14	2:04.042	57.179	215	44.760	243	22.103	190	243
7	2:04.775	56.998	215	44.724	242	21.993	190	242	15	2:03.473	56.866	217	44.416	244	22.191	189	244
8	2:03.609	56.969	209	44.523	243	22.117	189	243									

63 Nicolas Vandierendonck , GT3 Cup PRO AM / BEL

theoretical besttime: 2:04.034

Lap	Time	S1	V1	S2	V2	S3	V3	Vmax	Lap	Time	S1	V1	S2	V2	S3	V3	Vmax
1	2:09.803	1:01.529	210	45.906	241	22.368	189	241	9	2:04.543	57.154	218	44.973	242	22.416	187	242
2	2:05.266	57.380	218	45.713	242	22.173	188	242	10	2:04.748	57.332	219	45.062	243	22.354	188	243
3	2:04.656	57.369	216	45.112	242	22.175	188	242	11	2:04.759	57.455	220	45.170	242	22.134	189	242
4	2:04.691	57.386	218	45.018	242	22.287	187	242	12	2:04.433	57.242	221	45.008	243	22.183	188	243
5	2:04.783	57.436	219	45.124	241	22.223	188	241	13	2:04.729	57.395	219	44.944	243	22.390	190	243
6	2:04.536	57.235	218	45.197	242	22.104	189	242	14	2:04.710	57.295	220	45.015	243	22.400	188	243
7	2:04.772	57.398	219	45.041	242	22.333	188	242	15	2:04.788	57.437	220	45.100	243	22.251	187	243
8	2:04.080	57.028	218	44.902	242	22.150	188	242									

69 Thierry Vermeulen , GT4 GT4 / NLD

theoretical besttime: 2:09.331

Lap	Time	S1	V1	S2	V2	S3	V3	Vmax	Lap	Time	S1	V1	S2	V2	S3	V3	Vmax
1	2:14.767	1:03.808	207	47.503	221	23.456	170	221	9	2:10.238	59.590	206	47.101	223	23.547	171	223
2	2:10.070	59.675	207	47.120	223	23.275	171	223	10	2:10.793	59.776	206	47.800	222	23.217	172	222
3	2:10.321	59.751	207	47.224	222	23.346	170	222	11	2:10.026	59.563	206	47.268	223	23.195	171	223
4	2:10.619	1:00.032	206	47.030	222	23.557	172	222	12	2:10.649	59.569	206	47.220	222	23.860	171	222
5	2:09.853	59.421	206	46.924	222	23.508	171	222	13	2:10.315	59.594	206	47.378	221	23.343	173	221
6	2:10.569	59.794	206	47.409	220	23.366	171	220	14	2:09.407	59.331	206	46.949	223	23.127	170	223
7	2:09.624	59.562	206	46.873	222	23.189	170	222	15	2:10.509	59.660	205	47.396	221	23.453	169	221
8	2:09.820	59.402	206	47.079	221	23.339	171	221									

71 Alexander Goddijn , GT4 GT4 / NLD

theoretical besttime: 2:09.923

Lap	Time	S1	V1	S2	V2	S3	V3	Vmax	Lap	Time	S1	V1	S2	V2	S3	V3	Vmax
1	2:16.689	1:05.223	205	47.588	223	23.878	171	223	9	2:10.674	59.934	207	47.093	222	23.647	172	222
2	2:12.493	1:00.335	203	47.324	223	24.834	170	223	10	2:10.478	59.672	207	47.192	222	23.614	172	222
3	2:10.736	1:00.259	206	47.156	222	23.321	172	222	11	2:10.754	59.974	206	47.352	222	23.428	172	222
4	2:09.959	59.695	206	46.931	222	23.333	171	222	12	2:10.944	1:00.286	206	47.069	222	23.589	171	222
5	2:10.482	59.961	206	47.201	222	23.320	172	222	13	2:10.631	1:00.069	206	47.002	222	23.560	171	222
6	2:10.600	59.999	205	47.230	222	23.371	171	222	14	2:10.988	1:00.089	205	47.447	221	23.452	172	221
7	2:10.277	59.921	205	46.966	222	23.390	170	222	15	2:10.940	1:00.291	207	47.213	221	23.436	172	221
8	2:10.780	59.916	206	47.465	222	23.399	171	222									

72 Steven van Rhee , GT4 GT4 / NLD

theoretical besttime: 2:09.993

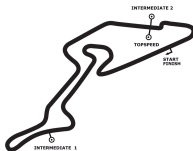
Lap	Time	S1	V1	S2	V2	S3	V3	Vmax	Lap	Time	S1	V1	S2	V2	S3	V3	Vmax
1	2:16.318	1:04.561	204	47.954	219	23.803	170	219	9	2:10.677	1:00.155	204	47.229	219	23.293	170	219
2	2:13.171	1:00.487	203	47.424	220	25.260	171	220	10	2:10.892	1:00.297	203	47.306	219	23.289	169	219
3	2:11.090	1:00.575	204	47.283	219	23.232	171	219	11	2:10.656	1:00.199	204	47.309	219	23.148	170	219
4	2:10.604	1:00.488	206	46.870	221	23.246	171	221	12	2:10.470	59.983	204	47.243	219	23.244	170	219
5	2:10.177	1:00.049	205	46.950	221	23.178	171	221	13	2:10.575	59.975	204	47.240	219	23.360	170	219
6	2:10.585	1:00.190	205	47.031	221	23.364	171	221	14	2:10.625	1:00.007	204	47.355	219	23.263	171	219
7	2:10.776	1:00.353	204	47.154	220	23.269	171	220	15	2:12.254	1:00.164	203	46.986	220	25.104	169	220
8	2:10.826	1:00.212	203	47.422	219	23.192	170	219									

DTM Nürburgring GP

Nürburgring GP, length 5148 m

11. - 13.09.2020

Porsche Carrera Cup Benelux



PORSCHE

CARRERA CUP
BENELUX

SPRINT CHALLENGE
BENELUX

Lap Analysis race 2, 13.09.2020

DMSB-Reg.No.: R-11392/20

140 Huub van Eindhoven , GT3 Cup PRO AM / NLD

theoretical besttime: 2:03.347

Lap	Time	S1	V1	S2	V2	S3	V3	Vmax	Lap	Time	S1	V1	S2	V2	S3	V3	Vmax
1	2:09.384	1:01.173	206	45.686	240	22.525	188	240	9	2:04.274	57.170	219	44.800	242	22.304	189	242
2	2:04.473	57.281	218	44.911	241	22.281	188	241	10	2:05.849	57.982	214	45.434	243	22.433	189	243
3	2:04.227	57.320	219	44.860	241	22.047	188	241	11	2:05.047	57.997	219	44.811	243	22.239	188	243
4	2:03.619	56.769	221	44.669	241	22.181	188	241	12	2:04.347	57.282	215	44.732	243	22.333	189	243
5	2:03.607	56.868	221	44.531	241	22.208	189	241	13	2:05.095	57.830	217	45.025	242	22.240	188	242
6	2:03.824	56.887	219	44.724	241	22.213	188	241	14	2:04.783	57.663	219	44.761	242	22.359	188	242
7	2:03.798	57.055	219	44.665	241	22.078	188	241	15	2:04.927	57.204	219	45.113	244	22.610	188	244
8	2:03.844	56.840	216	44.877	242	22.127	188	242									

700 Sven van Laere , GT4 GT4 / BEL

theoretical besttime: 2:12.354

Lap	Time	S1	V1	S2	V2	S3	V3	Vmax	Lap	Time	S1	V1	S2	V2	S3	V3	Vmax
1	2:18.159	1:05.821	204	48.756	220	23.582	170	220	8	2:12.967	1:01.122	204	47.976	220	23.869	169	220
2	2:14.201	1:01.301	205	48.744	216	24.156	169	216	9	2:13.678	1:01.315	204	48.313	218	24.050	168	218
3	2:13.415	1:01.377	204	48.200	220	23.838	169	220	10	2:14.310	1:01.515	203	48.500	218	24.295	168	218
4	2:12.810	1:00.79f	204	48.090	220	23.924	170	220	11	2:15.007	1:01.683	203	48.960	219	24.364	168	219
5	2:13.378	1:01.082	204	48.356	220	23.940	169	220	12	2:15.244	1:02.002	204	48.804	216	24.438	168	216
6	2:13.603	1:01.399	204	48.388	220	23.816	171	220	13	2:17.556	1:03.166	203	48.959	218	25.431	169	218
7	2:13.094	1:01.255	204	48.123	220	23.716	169	220	14	2:18.774	1:04.001	203	49.882	218	24.891	166	218

919 Michael Cool , GT3 Cup PRO AM / BEL

theoretical besttime: 2:04.758

Lap	Time	S1	V1	S2	V2	S3	V3	Vmax	Lap	Time	S1	V1	S2	V2	S3	V3	Vmax
1	2:10.888	1:02.521	215	45.736	240	22.631	188	240	9	2:04.880	57.477	222	45.111	240	22.292	188	240
2	2:05.478	57.805	219	45.145	241	22.528	187	241	10	2:05.425	57.879	222	45.209	241	22.337	188	241
3	2:05.079	57.461	221	45.344	241	22.274	188	241	11	2:05.287	57.728	222	45.194	241	22.365	188	241
4	2:06.128	57.477	224	46.229	241	22.422	189	241	12	2:06.224	58.092	222	45.347	241	22.785	188	241
5	2:05.375	57.930	221	45.124	241	22.321	188	241	13	2:05.921	58.165	223	45.332	240	22.424	188	240
6	2:06.056	58.032	216	45.692	240	22.332	189	240	14	2:05.975	58.203	221	45.170	240	22.602	186	240
7	2:05.256	57.478	219	45.489	241	22.289	188	241	15	2:05.532	57.973	222	45.025	240	22.534	188	240
8	2:04.931	57.615	221	45.023	241	22.293	188	241									

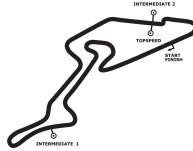
DTM Nürburgring GP

Nürburgring GP, length 5148 m

11. - 13.09.2020

Porsche Carrera Cup Benelux

Best Sector Times race 2



PORSCHE

**CARRERA CUP
BENELUX**

**SPRINT CHALLENGE
BENELUX**

DMSB-Reg.No.: R-11392/20

sector 1			sector 2			sector 3			theoretical and best lap time					
Pos.	No	Driver	Time	No	Driver	Time	No	Driver	Time	No	Driver	theoretical	Best	Pos
1	140	van Eijndhoven H.	56.769	14	Schuring M.	44.372	4	Hartog L.	21.853	4	Hartog L.	2:03.052	2:03.373	
2	4	Hartog L.	56.775	4	Hartog L.	44.424	14	Schuring M.	21.931	14	Schuring M.	2:03.165	2:03.346	
3	9	Verhoeven-Verhoeve	56.787	9	Verhoeven-Verhoeve	44.513	11	Jilesen T.	21.932	9	Verhoeven-Verhoeve	2:03.325	2:03.632	
4	14	Schuring M.	56.862	6	Rivas C.	44.520	9	Verhoeven-Verhoeve	22.025	140	van Eijndhoven H.	2:03.347	2:03.607	
5	63	Vandierendonck N.	57.028	140	van Eijndhoven H.	44.531	140	van Eijndhoven H.	22.047	6	Rivas C.	2:03.632	2:03.797	
6	6	Rivas C.	57.047	11	Jilesen T.	44.836	6	Rivas C.	22.065	11	Jilesen T.	2:03.906	2:04.286	
7	11	Jilesen T.	57.138	63	Vandierendonck N.	44.902	63	Vandierendonck N.	22.104	63	Vandierendonck N.	2:04.034	2:04.080	
8	919	Cool M.	57.461	919	Cool M.	45.023	919	Cool M.	22.274	919	Cool M.	2:04.758	2:04.880	
9	5	Barenbrug B.	57.794	5	Barenbrug B.	45.064	5	Barenbrug B.	22.458	5	Barenbrug B.	2:05.316	2:05.456	
10	69	Vermeulen T.	59.331	72	van Rhee S.	46.870	69	Vermeulen T.	23.127	69	Vermeulen T.	2:09.331	2:09.407	
11	71	Goddijn A.	59.672	69	Vermeulen T.	46.873	72	van Rhee S.	23.148	71	Goddijn A.	2:09.923	2:09.959	
12	72	van Rhee S.	59.975	71	Goddijn A.	46.931	71	Goddijn A.	23.320	72	van Rhee S.	2:09.993	2:10.177	
13	700	van Laere-Redant	1:00.796	700	van Laere-Redant	47.976	700	van Laere-Redant	23.582	700	van Laere-Redant	2:12.354	2:12.810	

Lapchart: Porsche Carrera Cup Benelux race 2

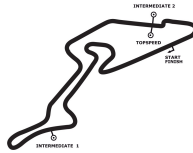
POS	1	2	3	4	5	6	7	8	9	10	11	12	13
LAP 1	4	14	6	9	11	140	63	919	5	69	72	71	700
LAP 2	4	14	6	9	11	140	63	919	5	69	71	72	700
LAP 3	4	14	6	9	140	11	63	919	5	69	71	72	700
LAP 4	4	14	6	9	140	11	63	919	5	69	71	72	700
LAP 5	4	14	6	9	140	11	63	919	5	69	71	72	700
LAP 6	4	14	6	9	140	11	63	919	5	69	71	72	700
LAP 7	4	14	6	9	140	11	63	919	5	69	71	72	700
LAP 8	4	14	6	9	140	11	63	919	5	69	71	72	700
LAP 9	4	14	6	9	140	11	63	919	5	69	71	72	700
LAP 10	4	14	6	140	9	11	63	919	5	69	71	72	700
LAP 11	4	14	6	9	140	11	63	919	5	69	71	72	700
LAP 12	4	14	6	9	140	11	63	919	5	69	71	72	700
LAP 13	4	14	9	6	140	11	63	919	5	69	71	72	700
LAP 14	4	14	9	6	140	11	63	919	5	69	71	72	700
LAP 15	4	14	9	6	140	11	63	919	5	69	71	72	

DTM Nürburgring GP

Nürburgring GP, length 5148 m

11. - 13.09.2020

Porsche Carrera Cup Benelux



PORSCHE

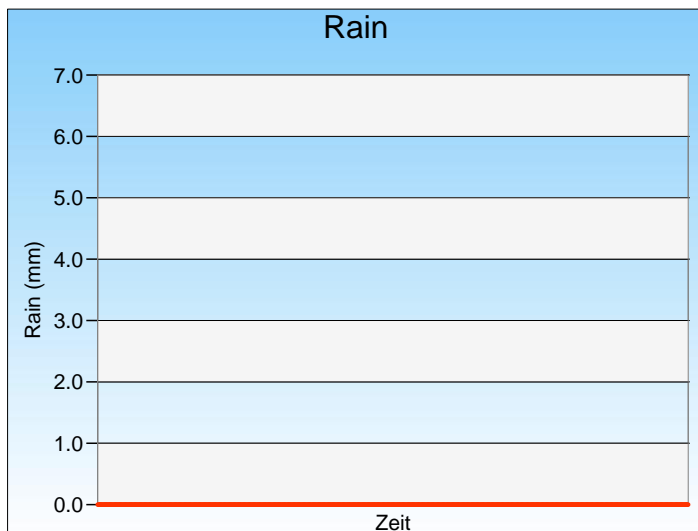
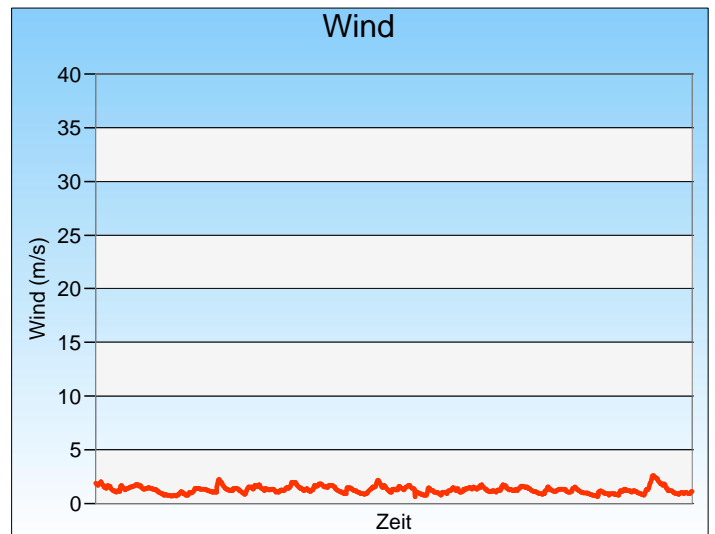
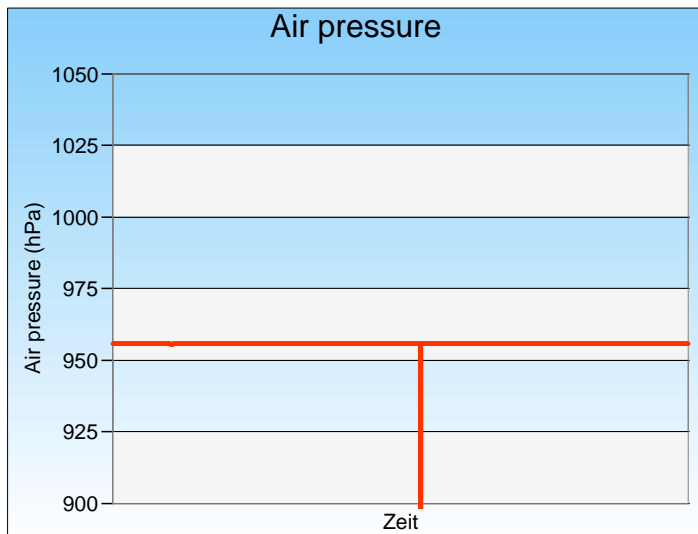
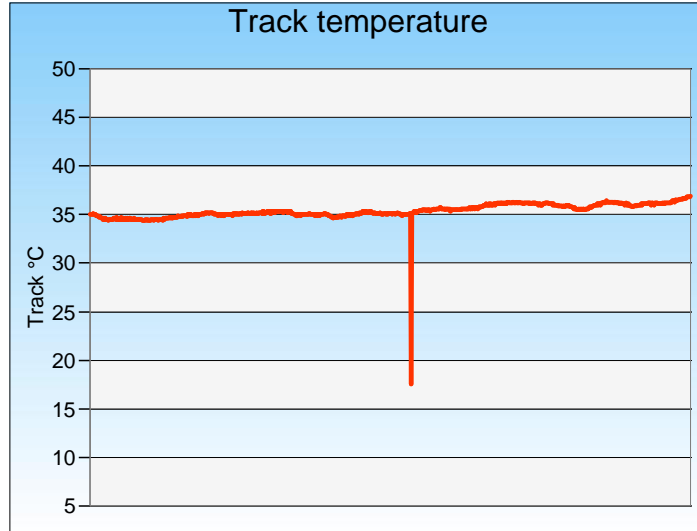
CARRERA CUP
BENELUX

SPRINT CHALLENGE
BENELUX


Weather race 2

DMSB -Reg.No.: R-11392/20

13.09.2020, 11:45:00 - 12:15:00



Weather:



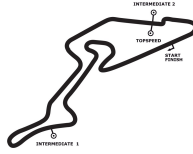
DTM Nürburgring GP

Nürburgring GP, length 5148 m

11. - 13.09.2020

Porsche Carrera Cup Benelux

Starting grid race 2



PORSCHE

CARRERA CUP
BENELUX

SPRINT CHALLENGE
BENELUX

DMSB Reg.No.: R-11392/20

71 Alexander Goddijn GT4	2:09.760	7	700 Sven van Laere GT4	2:13.240
69 Thierry Vermeulen GT4	2:08.811	6	72 Steven van Rhee GT4	2:09.106
919 Michael Cool GT3 Cup	2:04.595	5	5 Bas Barenbrug GT3 Cup	2:05.885
63 Nicolas Vandierendonck GT3 Cup	2:03.151	4	140 Huub van Eijndhoven GT3 Cup	2:03.387
11 Tijn Jilesen GT3 Cup	2:02.662	3	9 Jean-Pierre Verhoeven GT3 Cup	2:02.904
4 Loek Hartog GT3 Cup	2:01.330	2	6 Carlos Rivas GT3 Cup	2:02.534
		1	14 Morris Schuring GT3 Cup	2:01.242
			Pole Position	

Subject to final scrutineering !

Marc Boonman

Ulrich Bell

Jürgen Juschkat