

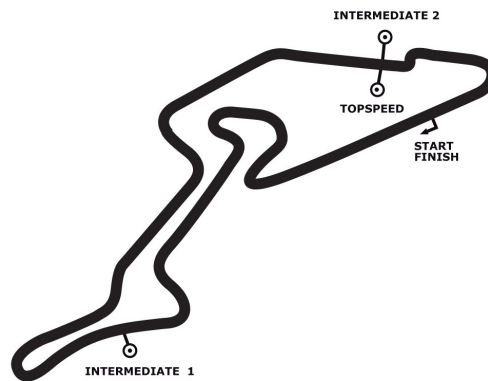
PORSCHE

**CARRERA CUP
BENELUX**

**SPRINT CHALLENGE
BENELUX**

DTM Nürburgring GP

qualifying 1



Nürburgring GP 5148 m

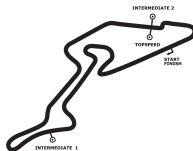
11. - 13.09.2020

DTM Nürburgring GP

Nürburgring GP, length 5148 m

11. - 13.09.2020

Porsche Carrera Cup Benelux



PORSCHE

**CARRERA CUP
BENELUX**

**SPRINT CHALLENGE
BENELUX**

Result qualifying 1, 12.09.2020

DMSB-Reg.No.: R-11392/20

POS.	No.	CL.	Entrant / Licence Driver / Nation / Licence	Team Car	Laps	Besttime	Gap	km/h fastest
1	14	PRO	Team GP Elite (NLD) / 359 Morris Schuring / NLD / 43838	Team GP Elite GT3 Cup	8	2:02.071		151.820
2	4	PRO	Bas Koeten Racing (NLD) / 34220 Loek Hartog / NLD / 40970	Bas Koeten Racing GT3 Cup	7	2:02.595	0.524	151.171
3	140	PAM	Huub van Eijndhoven (NLD) / 31818 Huub van Eijndhoven / NLD / 31818	JW Raceservice GT3 Cup	8	2:02.743	0.672	150.989
4	6	PAM	Black Falcon (DEU) / BIF1112500 Carlos Rivas / LUX / A 1343	Black Falcon GT3 Cup	7	2:02.820	0.749	150.894
5	11	PAM	Tijn Jilesen (NLD) / 37343 Tijn Jilesen / NLD / 37343	PG Motorsport GT3 Cup	6	2:03.372	1.301	150.219
6	63	PAM	EMG Motorsport (BEL) / 20982 Nicolas Vandierendonck / BEL / 907305	EMG Motorsport GT3 Cup	8	2:03.932	1.861	149.540
7	919	PAM	Michael Cool (BEL) / 902353 Michael Cool / BEL / 902353	NGT Racing GT3 Cup	6	2:04.445	2.374	148.924
8	9	AM	Jean Pierre Verhoeven (NLD) / 43082 Jean-Pierre Verhoeven / NLD / 14333 Jaxon Verhoeven / NLD / 43082	Speedlover GT3 Cup	8	2:04.816	2.745	148.481
9	5	PAM	Bas Koeten Racing (NLD) / 34220 Bas Barenbrug / NLD / 9291	Bas Koeten Racing GT3 Cup	7	2:05.959	3.888	147.134
10	700	GT4	Sven van Laere (BEL) / 700701 Sven van Laere / BEL / 700701 Ayrton Redant / BEL / 913275	Redant Racing GT4	7	2:09.184	7.113	143.460
11	69	GT4	Team GP Elite (NLD) / 359 Thierry Vermeulen / NLD / 49530	Team GP Elite GT4	6	2:09.497	7.426	143.114
12	71	GT4	Team GP Elite (NLD) / 359 Alexander Goddijn / NLD / 46378	Team GP Elite GT4	7	2:09.891	7.820	142.680
13	72	GT4	Team GP Elite (NLD) / 359 Steven van Rhee / NLD / 46387	Team GP Elite GT4	8	2:09.938	7.867	142.628

time for qualification: 0.000

CARS # 4, 140 & 919 - CANCELLATION OF RELEVANT LAP TIMES (TRACK LIMITS)

Subject to final scrutineering !

Issued:

Clerk of the Course:

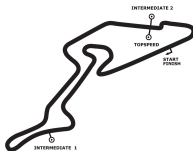
Timekeeper:

DTM Nürburgring GP

Nürburgring GP, length 5148 m

11. - 13.09.2020

Porsche Carrera Cup Benelux



PORSCHE

CARRERA CUP
BENELUX

SPRINT CHALLENGE
BENELUX

Lap by Lap qualifying 1, 12.09.2020

DMSB-Reg.No.: R-11392/20

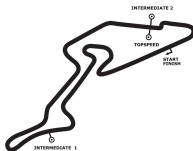
4 Loek Hartog , GT3 Cup PRO / NLD														
1	2:43.613	2	2:11.976	3	2:02.354	4	2:02.220	5	2:02.483	6	2:02.595	pit	2:16.889	
5 Bas Barenbrug , GT3 Cup PRO AM / NLD														
1	2:46.496	2	2:15.574	3	2:08.195	4	2:06.809	5	2:06.182	6	2:05.959	pit	2:17.701	
6 Carlos Rivas , GT3 Cup PRO AM / LUX														
1	4:00.514	2	2:06.639	3	2:03.247	4	2:02.820	5	2:03.215	6	2:03.076	pit	2:11.866	
9 Jean-Pierre Verhoeven , GT3 Cup AM / NLD														
1	2:47.281	2	2:08.926	3	2:06.131	4	2:05.086	5	2:06.278	6	2:05.600	7	2:04.816	pit 2:49.192
11 Tijn Jilesen , GT3 Cup PRO AM / NLD														
1	2:31.594	2	2:07.755	3	2:03.828	4	2:03.372	pit	2:22.921	pit	2:52.621			
14 Morris Schuring , GT3 Cup PRO / NLD														
1	2:26.640	2	2:05.976	3	2:02.828	4	2:02.608	5	2:03.459	6	2:02.476	7	2:02.071	pit 2:13.111
63 Nicolas Vandierendonck , GT3 Cup PRO AM / BEL														
1	2:35.799	2	2:06.339	3	2:04.847	4	2:03.932	5	2:04.986	6	2:04.059	7	2:04.492	pit 2:36.616
69 Thierry Vermeulen , GT4 GT4 / NLD														
1	3:01.910	2	2:11.457	3	2:09.856	4	2:09.497	5	2:09.578	pit	2:25.886			
71 Alexander Goddijn , GT4 GT4 / NLD														
1	2:51.521	2	2:13.537	3	2:10.482	4	2:10.195	5	2:10.497	6	2:09.891	pit	2:17.808	
72 Steven van Rhee , GT4 GT4 / NLD														
1	2:50.203	2	2:13.234	3	2:10.373	4	2:10.014	5	2:10.103	6	2:10.029	7	2:09.938	pit 2:31.323
140 Huub van Eijndhoven , GT3 Cup PRO AM / NLD														
1	2:48.912	2	2:12.028	3	2:04.774	4	2:03.228	5	2:04.179	6	2:03.282	7	2:02.743	pit 2:29.338
700 Sven van Laere , GT4 GT4 / BEL														
1	3:32.626	2	2:13.927	3	2:10.180	4	2:09.184	5	2:09.991	6	2:10.503	pit	2:30.277	
919 Michael Cool , GT3 Cup PRO AM / BEL														
1	2:42.837	2	2:09.766	3	2:15.960	4	2:05.172	5	2:04.972	6	2:04.445			

DTM Nürburgring GP

Nürburgring GP, length 5148 m

11. - 13.09.2020

Porsche Carrera Cup Benelux



PORSCHE

CARRERA CUP
BENELUX

SPRINT CHALLENGE
BENELUX

Lap Analysis qualifying 1, 12.09.2020

DMSB-Reg.No.: R-11392/20

4 Loek Hartog , GT3 Cup PRO / NLD									theoretical besttime: 2:02.240								
Lap	Time	S1	V1	S2	V2	S3	V3	Vmax	Lap	Time	S1	V1	S2	V2	S3	V3	Vmax
1	2:43.613	0.000	165	58.867	102	27.123	184	102	5	2:02.483	56.570	216	44.213	240	0.000	187	240
2	2:11.976	1:02.524	198	45.928	203	23.524	188	203	6	2:02.595	56.557	216	44.306	240	21.732	187	240
3	2:02.354	56.521	215	44.312	238	0.000	187	238	7	2:16.889	59.381	168	46.939	209	0.000		209
4	2:02.220	56.295	216	44.345	241	0.000	187	241									

5 Bas Barenbrug , GT3 Cup PRO AM / NLD									theoretical besttime: 2:05.959								
Lap	Time	S1	V1	S2	V2	S3	V3	Vmax	Lap	Time	S1	V1	S2	V2	S3	V3	Vmax
1	2:46.496	0.000	155	54.539	180	25.733	181	180	5	2:06.182	58.027	208	45.192	240	22.963	187	240
2	2:15.574	1:02.971	191	48.549	220	24.054	184	220	6	2:05.959	57.968	208	45.191	240	22.800	185	240
3	2:08.195	58.971	206	46.121	237	23.103	186	237	7	2:17.701	58.089	188	46.053	238	0.000		238
4	2:06.809	58.290	203	45.486	240	23.033	186	240									

6 Carlos Rivas , GT3 Cup PRO AM / LUX									theoretical besttime: 2:02.795								
Lap	Time	S1	V1	S2	V2	S3	V3	Vmax	Lap	Time	S1	V1	S2	V2	S3	V3	Vmax
1	4:00.514	0.000	190	48.152	226	23.839	184	226	5	2:03.215	56.744	218	44.379	242	22.092	190	242
2	2:06.639	58.729	201	45.291	238	22.619	188	238	6	2:03.076	56.851	217	44.358	242	21.867	187	242
3	2:03.247	56.892	217	44.448	241	21.907	187	241	7	2:11.866	57.902	158	46.196	237	0.000		237
4	2:02.820	56.573	219	44.355	241	21.892	187	241									

9 Jean-Pierre Verhoeven , GT3 Cup AM / NLD									theoretical besttime: 2:04.358								
Lap	Time	S1	V1	S2	V2	S3	V3	Vmax	Lap	Time	S1	V1	S2	V2	S3	V3	Vmax
1	2:47.281	0.000	144	52.279	194	25.191	183	194	5	2:06.278	57.365	219	45.104	240	23.809	186	240
2	2:08.926	59.654	208	46.232	236	23.040	185	236	6	2:05.600	57.580	216	45.304	241	22.516	186	241
3	2:06.131	58.051	213	45.558	240	22.522	184	240	7	2:04.816	57.368	220	44.782	241	22.666	184	241
4	2:05.086	58.021	218	44.854	240	22.211	185	240	8	2:49.192	1:17.895	117	58.626	191	0.000		191

11 Tijn Jilesen , GT3 Cup PRO AM / NLD									theoretical besttime: 2:03.171								
Lap	Time	S1	V1	S2	V2	S3	V3	Vmax	Lap	Time	S1	V1	S2	V2	S3	V3	Vmax
1	2:31.594	0.000	158	51.730	203	23.915	183	203	4	2:03.372	56.748	218	44.480	240	22.144	186	240
2	2:07.755	59.322	210	46.151	237	22.282	186	237	5	2:22.921	1:00.366	188	49.335	222	0.000		222
3	2:03.828	57.359	216	44.526	239	21.943	186	239	6	2:52.621	1:31.330	188	49.395	187	0.000		187

14 Morris Schuring , GT3 Cup PRO / NLD									theoretical besttime: 2:02.057								
Lap	Time	S1	V1	S2	V2	S3	V3	Vmax	Lap	Time	S1	V1	S2	V2	S3	V3	Vmax
1	2:26.640	0.000	165	49.674	210	23.857	184	210	5	2:03.459	57.268	206	44.297	241	21.894	188	241
2	2:05.976	58.829	194	44.976	241	22.171	189	241	6	2:02.476	56.307	214	44.173	242	21.996	188	242
3	2:02.828	56.573	205	44.301	243	21.954	189	243	7	2:02.071	56.283	217	43.880	243	21.908	188	243
4	2:02.608	56.384		44.301	242	21.923	189	242	8	2:13.111	58.453	157	45.472	240	0.000		240

63 Nicolas Vandierendonck , GT3 Cup PRO AM / BEL									theoretical besttime: 2:03.758								
Lap	Time	S1	V1	S2	V2	S3	V3	Vmax	Lap	Time	S1	V1	S2	V2	S3	V3	Vmax
1	2:35.799	0.000	166	53.783	178	23.373	186	178	5	2:04.986	57.185	216	45.611	241	22.190	187	241
2	2:06.339	58.336	211	45.757	240	22.246	187	240	6	2:04.059	57.139	216	44.824	242	22.096	187	242
3	2:04.847	57.408	216	45.177	242	22.262	187	242	7	2:04.492	57.171	218	44.921	242	22.400	187	242
4	2:03.932	56.909	216	44.998	241	22.025	188	241	8	2:36.616	1:05.679	145	53.089	179	0.000		179

69 Thierry Vermeulen , GT4 GT4 / NLD									theoretical besttime: 2:09.071								
Lap	Time	S1	V1	S2	V2	S3	V3	Vmax	Lap	Time	S1	V1	S2	V2	S3	V3	Vmax
1	3:01.910	0.000	115	52.471	216	26.990	172	216	4	2:09.497	59.495	205	46.658	222	23.344	169	222
2	2:11.457	1:00.356	205	47.674	222	23.427	170	222	5	2:09.578	59.242	204	47.006	222	23.330	170	222
3	2:09.856	59.656	204	47.029	222	23.171	170	222	6	2:25.886	1:04.767	164	50.319	218	0.000		218

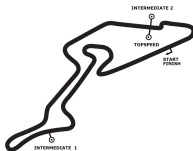
71 Alexander Goddijn , GT4 GT4 / NLD									theoretical besttime: 2:09.473								
Lap	Time	S1	V1	S2	V2	S3	V3	Vmax	Lap	Time	S1	V1	S2	V2	S3	V3	Vmax
1	2:51.521	0.000	160	52.475	211	26.028	169	211	5	2:10.497	59.852	205	47.069	221	23.576	169	221
2	2:13.537	1:01.612	204	48.019	221	23.906	169	221	6	2:09.891	59.666	205	47.091	222	23.134	170	222
3	2:10.482	59.636	206	47.457	221	23.389	171	221	7	2:17.808	59.717	176	49.711	216	0.000		216
4	2:10.195	1:00.181	204	46.703	222	23.311	170	222									

DTM Nürburgring GP

Nürburgring GP, length 5148 m

11. - 13.09.2020

Porsche Carrera Cup Benelux



PORSCHE

CARRERA CUP
BENELUX

SPRINT CHALLENGE
BENELUX

Lap Analysis qualifying 1, 12.09.2020

DMSB-Reg.No.: R-11392/20

72 Steven van Rhee , GT4 GT4 / NLD

theoretical besttime: **2:09.725**

Lap	Time	S1	V1	S2	V2	S3	V3	Vmax	Lap	Time	S1	V1	S2	V2	S3	V3	Vmax
1	2:50.203	0.000	175	53.148	186	25.593	168	186	5	2:10.103	1:00.027	202	46.833	219	23.243	170	219
2	2:13.234	1:01.485	202	47.792	218	23.957	170	218	6	2:10.029	59.860	203	46.961	219	23.208	170	219
3	2:10.373	1:00.220	203	46.938	219	23.215	170	219	7	2:09.938	59.840	203	47.011	219	23.087	169	219
4	2:10.014	59.869	203	46.798	220	23.347	169	220	8	2:31.323	1:08.038	130	52.584	191	0.000		191

140 Huub van Eindhoven , GT3 Cup PRO AM / NLD

theoretical besttime: **2:02.622**

Lap	Time	S1	V1	S2	V2	S3	V3	Vmax	Lap	Time	S1	V1	S2	V2	S3	V3	Vmax
1	2:48.912	0.000	163	50.901	203	24.626	183	203	5	2:04.179	56.618	218	44.511	243	23.050	187	243
2	2:12.028	1:01.047	198	46.878	196	24.103	186	196	6	2:03.282	56.506	219	44.708	241	22.068	187	241
3	2:04.774	57.633	219	45.038	234	22.103	187	234	7	2:02.743	56.627	220	44.267	242	21.849	187	242
4	2:03.228	56.787	220	44.287	241	0.000	187	241	8	2:29.338	1:02.281	171	47.483	239	0.000		239

700 Sven van Laere , GT4 GT4 / BEL

theoretical besttime: **2:09.184**

Lap	Time	S1	V1	S2	V2	S3	V3	Vmax	Lap	Time	S1	V1	S2	V2	S3	V3	Vmax
1	3:32.626	0.000	120	1:01.894	136	26.673	163	136	5	2:09.991	59.991	203	46.890	221	23.110	171	221
2	2:13.927	1:02.295	198	47.830	219	23.802	169	219	6	2:10.503	1:00.079	204	46.834	223	23.590	168	223
3	2:10.180	59.920	204	46.972	222	23.288	170	222	7	2:30.277	1:06.415	139	51.674	156	0.000		156
4	2:09.184	59.549	204	46.676	222	22.959	170	222									

919 Michael Cool , GT3 Cup PRO AM / BEL

theoretical besttime: **2:04.445**

Lap	Time	S1	V1	S2	V2	S3	V3	Vmax	Lap	Time	S1	V1	S2	V2	S3	V3	Vmax
1	2:42.837	0.000	175	56.399	161	25.779	184	161	4	2:05.172	58.033	219	44.865	240	22.274	188	240
2	2:09.766	1:00.142	213	46.215	238	0.000	184	238	5	2:04.972	57.534	220	45.060	240	22.378	188	240
3	2:15.960	59.766	149	52.812	174	23.382	186	174	6	2:04.445	57.472	220	44.750	240	22.223	188	240

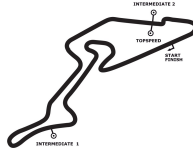
DTM Nürburgring GP

Nürburgring GP, length 5148 m

11. - 13.09.2020

Porsche Carrera Cup Benelux

Topspeed qualifying 1, 12.09.2020



PORSCHE

CARRERA CUP
BENELUX

SPRINT CHALLENGE
BENELUX

DMSB-Reg.No.: R-11392/20

Car No.	Driver	Make	Speed km/h
14	Morris Schuring	GT3 Cup	243
140	Huub van Eijndhoven	GT3 Cup	243
6	Carlos Rivas	GT3 Cup	242
63	Nicolas Vandierendonck	GT3 Cup	242
4	Loek Hartog	GT3 Cup	241
9	Jean-Pierre Verhoeven	GT3 Cup	241
919	Michael Cool	GT3 Cup	240
11	Tijn Jilesen	GT3 Cup	240
5	Bas Barenbrug	GT3 Cup	240
700	Sven van Laere	GT4	223
71	Alexander Goddijn	GT4	222
69	Thierry Vermeulen	GT4	222
72	Steven van Rhee	GT4	220

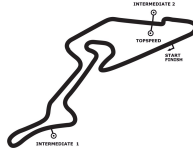
DTM Nürburgring GP

Nürburgring GP, length 5148 m

11. - 13.09.2020

Porsche Carrera Cup Benelux

Best Sector Times qualifying 1



PORSCHE

**CARRERA CUP
BENELUX**

**SPRINT CHALLENGE
BENELUX**

DMSB-Reg.No.: R-11392/20

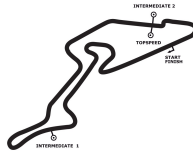
Pos.	sector 1			sector 2			sector 3			theoretical and best lap time				
	No	Driver	Time	No	Driver	Time	No	Driver	Time	No	Driver	theoretical	Best	Pos
1	14	Schuring M.	56.283	14	Schuring M.	43.880	4	Hartog L.	21.732	14	Schuring M.	2:02.057	2:02.071	1
2	4	Hartog L.	56.295	4	Hartog L.	44.213	140	van Eijndhoven H.	21.849	4	Hartog L.	2:02.240	2:02.595	2
3	140	van Eijndhoven H.	56.506	140	van Eijndhoven H.	44.267	6	Rivas C.	21.867	140	van Eijndhoven H.	2:02.622	2:02.743	3
4	6	Rivas C.	56.573	6	Rivas C.	44.355	14	Schuring M.	21.894	6	Rivas C.	2:02.795	2:02.820	4
5	11	Jilesen T.	56.748	11	Jilesen T.	44.480	11	Jilesen T.	21.943	11	Jilesen T.	2:03.171	2:03.372	5
6	63	Vandierendonck N.	56.909	919	Cool M.	44.750	63	Vandierendonck N.	22.025	63	Vandierendonck N.	2:03.758	2:03.932	6
7	9	Verhoeven-Verhoeve	57.365	9	Verhoeven-Verhoeve	44.782	9	Verhoeven-Verhoeve	22.211	9	Verhoeven-Verhoeve	2:04.358	2:04.816	8
8	919	Cool M.	57.472	63	Vandierendonck N.	44.824	919	Cool M.	22.223	919	Cool M.	2:04.445	2:04.445	7
9	5	Barenbrug B.	57.968	5	Barenbrug B.	45.191	5	Barenbrug B.	22.800	5	Barenbrug B.	2:05.959	2:05.959	9
10	69	Vermeulen T.	59.242	69	Vermeulen T.	46.658	700	van Laere-Redant	22.959	69	Vermeulen T.	2:09.071	2:09.497	11
11	700	van Laere-Redant	59.549	700	van Laere-Redant	46.676	72	van Rhee S.	23.087	700	van Laere-Redant	2:09.184	2:09.184	10
12	71	Goddijn A.	59.636	71	Goddijn A.	46.703	71	Goddijn A.	23.134	71	Goddijn A.	2:09.473	2:09.891	12
13	72	van Rhee S.	59.840	72	van Rhee S.	46.798	69	Vermeulen T.	23.171	72	van Rhee S.	2:09.725	2:09.938	13

DTM Nürburgring GP

Nürburgring GP, length 5148 m

11. - 13.09.2020

Porsche Carrera Cup Benelux



PORSCHE

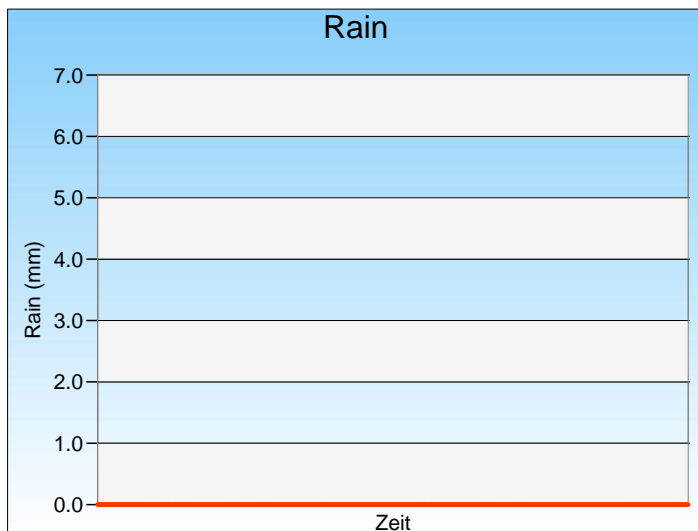
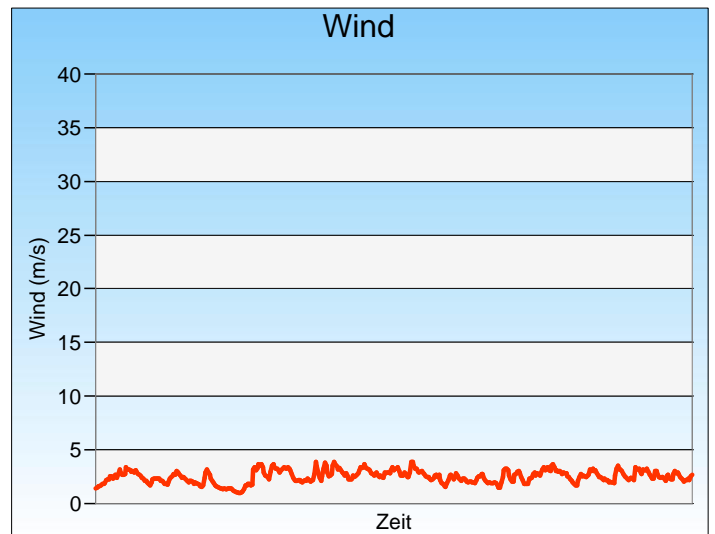
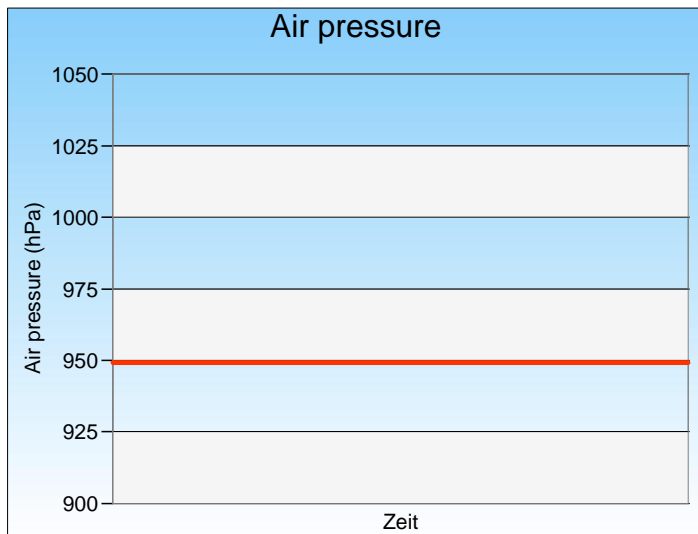
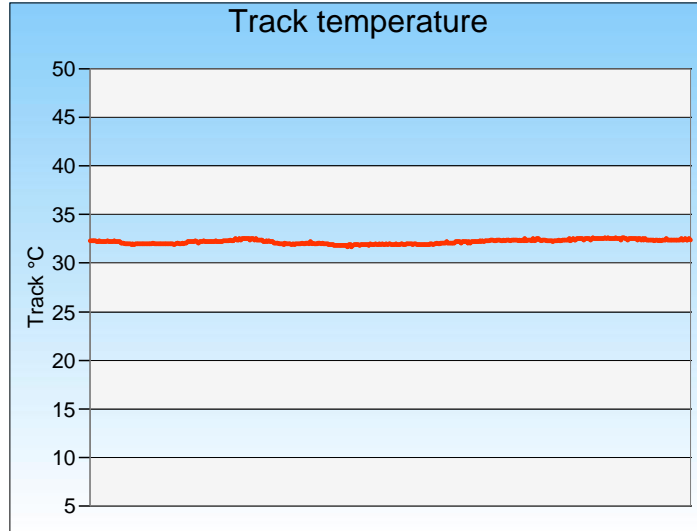
CARRERA CUP
BENELUX

SPRINT CHALLENGE
BENELUX

Weather qualifying 1

DMSB -Reg.No.: R-11392/20

12.09.2020, 11:50:00 - 12:05:00



Weather:

