

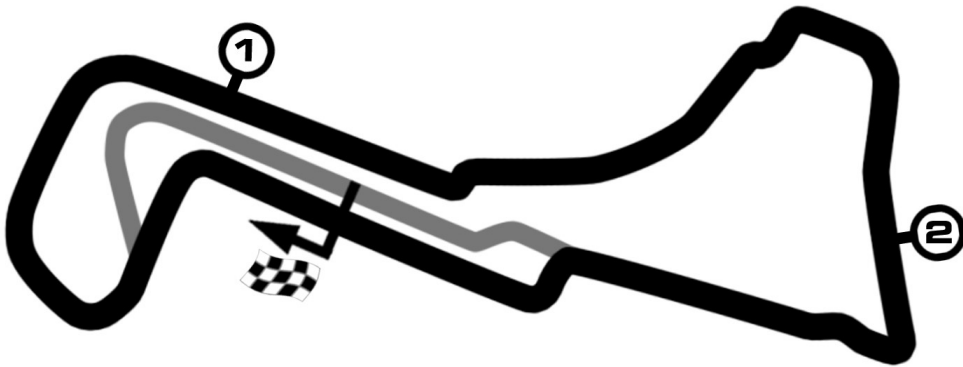
PORSCHE

**CARRERA CUP
BENELUX**

**SPRINT CHALLENGE
BENELUX**

DTM Zolder 1

qualifying 2



Circuit Zolder 4000 m

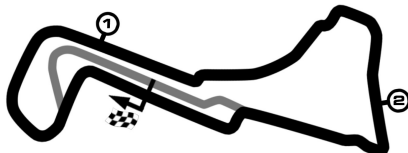
09. - 11.10.2020

DTM Zolder 1

Circuit Zolder, length 4000 m

09. - 11.10.2020

Porsche Carrera Cup Benelux



PORSCHE

CARRERA CUP
BENELUX

SPRINT CHALLENGE
BENELUX

Result qualifying 2, 10.10.2020

-Reg.No.: C-Z-DTM-015

POS.	No.	CL.	Entrant / Licence Driver / Nation / Licence	Team Car	Laps	Besttime	Gap	km/h fastest
1	4	PRO	Bas Koeten Racing (NLD) / 34220 Loek Hartog / NLD / 40970	Bas Koeten Racing GT3 Cup	6	1:32.469		155.728
2	14	PRO	Team GP Elite (NLD) / 359 Morris Schuring / NLD / 43838	Team GP Elite GT3 Cup	8	1:32.557	0.088	155.580
3	17	AM	Gilles Smits (BEL) / 184496 Gilles Smits / BEL / 184496	Speedlover GT3 Cup	9	1:32.802	0.333	155.169
4	140	PAM	Huub van Eijndhoven (NLD) / 31818 Huub van Eijndhoven / NLD / 31818	JW Racerservice GT3 Cup	8	1:32.816	0.347	155.146
5	9	AM	Jean Pierre Verhoeven (NLD) / 43082 Jean-Pierre Verhoeven / NLD / 14333	Speedlover GT3 Cup	8	1:33.143	0.674	154.601
6	63	PAM	EMG Motorsport (BEL) / 20982 Nicolas Vandierendonck / BEL / 907305	EMG Motorsport GT3 Cup	8	1:33.471	1.002	154.058
7	126	AM	Jos Jansen (BEL) / 907022 Jos Jansen / BEL / 907022	JJ Racing GT3 Cup	8	1:33.856	1.387	153.427
8	917	AM	Stijn Lowette (BEL) / 914796 Stijn Lowette / BEL / 914796	NGT Racing GT3 Cup	9	1:35.103	2.634	151.415
9	5	PAM	Bas Koeten Racing (NLD) / 34220 Bas Barenbrug / NLD / 9291	Bas Koeten Racing GT3 Cup	9	1:35.319	2.850	151.072
10	919	PAM	Michael Cool (BEL) / 902353 Michael Cool / BEL / 902353	NGT Racing GT3 Cup	9	1:35.514	3.045	150.763
11	72	GT4	Team GP Elite (NLD) / 359 Steven van Rhee / NLD / 46387	Team GP Elite GT4	8	1:37.108	4.639	148.289
12	69	GT4	Team GP Elite (NLD) / 359 Thierry Vermeulen / NLD / 49530	Team GP Elite GT4	7	1:37.259	4.790	148.058
13	700	GT4	Sven van Laere (BEL) / 700701 Yannick Redant / BEL / 913274	Redant Racing GT4	8	1:37.416	4.947	147.820
14	71	GT4	Team GP Elite (NLD) / 359 Alexander Goddijn / NLD / 46378	Team GP Elite GT4	8	1:37.702	5.233	147.387
15	25	GT4	Team GP Elite (NLD) / 359 Harold Goddijn / NLD / 44332	Team GP Elite GT4	8	1:44.392	11.923	137.942

time for qualification: 0.000

CARS # 17, 140 & 919 - CANCELLATION OF RELEVANT LAP TIMES (TRACK LIMITS)

Subject to final scrutineering !

Issued:

Clerk of the Course:

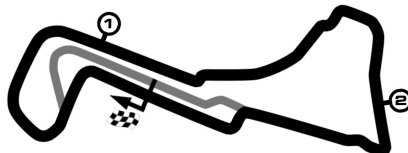
Timekeeper:

DTM Zolder 1

Circuit Zolder, length 4000 m

09. - 11.10.2020

Porsche Carrera Cup Benelux



PORSCHE

CARRERA CUP
BENELUX

SPRINT CHALLENGE
BENELUX

Lap by Lap qualifying 2, 10.10.2020

-Reg.No.: C-Z-DTM-015

4 Loek Hartog , GT3 Cup PRO / NLD												
1	7:03.527	2	1:38.785	3	1:41.574	4	1:39.750	5	1:32.867	6	1:32.469	

5 Bas Barenbrug , GT3 Cup PRO AM / NLD															
1	3:07.711	2	1:46.068	3	1:40.623	4	1:38.530	5	1:37.989	6	1:37.228	7	1:36.425	8	1:35.995
9	1:35.319														

9 Jean-Pierre Verhoeven , GT3 Cup AM / NLD															
1	3:40.581	2	2:01.651	3	1:38.512	4	1:35.718	5	1:34.785	6	1:33.482	7	1:33.412	8	1:33.143

14 Morris Schuring , GT3 Cup PRO / NLD															
1	4:15.303	2	1:38.466	3	1:39.234	4	1:34.084	5	1:34.243	6	1:33.128	7	1:33.132	8	1:32.557

17 Gilles Smits , GT3 Cup AM / BEL															
1	2:50.922	2	2:02.758	3	2:04.858	4	1:36.823	5	1:34.463	6	1:34.069	7	1:33.537	8	1:32.989
9	1:32.802														

25 Harold Goddijn , GT4 GT4 / NLD															
1	2:52.204	pit	2:13.939	3	2:09.996	4	1:48.439	5	1:47.108	6	1:46.166	7	1:45.490	8	1:44.392

63 Nicolas Vandierendonck , GT3 Cup PRO AM / BEL															
pit	3:08.154	2	2:47.956	3	1:37.572	4	1:35.815	5	1:34.816	6	1:34.209	7	1:33.972	8	1:33.471

69 Thierry Vermeulen , GT4 GT4 / NLD															
1	4:48.669	2	1:58.966	3	1:42.713	4	1:40.675	5	1:38.728	6	1:37.259	7	1:37.950		

71 Alexander Goddijn , GT4 GT4 / NLD															
1	2:54.181	2	2:02.542	3	1:47.238	4	1:41.341	5	1:39.868	6	1:38.502	7	1:41.087	8	1:37.702

72 Steven van Rhee , GT4 GT4 / NLD															
1	4:02.411	2	1:50.619	3	1:44.421	4	1:38.589	5	1:38.190	6	1:39.657	7	1:37.636	8	1:37.108

126 Jos Jansen , GT3 Cup AM / BEL															
1	3:44.575	2	1:44.707	3	1:38.606	4	1:35.430	5	1:35.582	6	1:34.789	7	1:33.856	pit	1:47.484

140 Huub van Eijndhoven , GT3 Cup PRO AM / NLD															
1	3:23.519	2	1:39.528	pit	1:49.123	4	1:59.019	5	1:33.722	6	1:33.611	7	1:34.168	8	1:32.816

700 Yannick Redant , GT4 GT4 / BEL															
1	4:38.206	2	1:44.099	3	1:41.145	4	1:38.963	5	1:37.481	6	1:38.334	7	1:47.657	8	1:37.416

917 Stijn Lowette , GT3 Cup AM / BEL															
1	3:07.155	2	1:47.830	3	1:42.276	4	1:38.871	5	1:36.846	6	1:36.130	7	1:35.881	8	1:36.240
9	1:35.103														

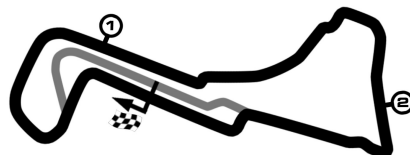
919 Michael Cool , GT3 Cup PRO AM / BEL															
1	3:06.442	2	1:46.866	3	1:39.941	4	1:37.512	5	1:36.016	6	1:35.264	7	1:35.514	8	1:34.219
9	1:33.985														

DTM Zolder 1

Circuit Zolder, length 4000 m

09. - 11.10.2020

Porsche Carrera Cup Benelux



PORSCHE

CARRERA CUP
BENELUX

SPRINT CHALLENGE
BENELUX

Lap Analysis qualifying 2, 10.10.2020

-Reg.No.: C-Z-DTM-015

4 Loek Hartog , GT3 Cup PRO / NLD

theoretical besttime: 1:32.469

Lap	Time	S1	V1	S2	V2	S3	V3	Vmax	Lap	Time	S1	V1	S2	V2	S3	V3	Vmax
1	7:03.527	0.000	187	44.468	127	38.294	198	127	4	1:39.750	30.325	196	34.112	205	35.313	203	205
2	1:38.785	31.737	195	36.693	201	30.355	203	201	5	1:32.867	29.836	197	33.910	206	29.121	203	206
3	1:41.574	30.173	198	35.430	203	35.971	203	203	6	1:32.469	29.657	196	33.895	206	28.917	203	206

5 Bas Barenbrug , GT3 Cup PRO AM / NLD

theoretical besttime: 1:35.319

Lap	Time	S1	V1	S2	V2	S3	V3	Vmax	Lap	Time	S1	V1	S2	V2	S3	V3	Vmax
1	3:07.711	0.000	136	44.858	161	33.393	200	161	6	1:37.228	31.108	193	36.206	201	29.914	201	201
2	1:46.068	34.885	188	38.142	178	33.041	201	178	7	1:36.425	30.848	194	35.731	201	29.846	202	201
3	1:40.623	32.409	192	37.481	189	30.733	201	189	8	1:35.995	30.936	192	35.593	199	29.466	202	199
4	1:38.530	31.622	193	36.727	195	30.181	201	195	9	1:35.319	30.603	195	35.456	203	29.260	202	203
5	1:37.989	31.800	194	36.110	199	30.079	200	199									

9 Jean-Pierre Verhoeven , GT3 Cup AM / NLD

theoretical besttime: 1:32.757

Lap	Time	S1	V1	S2	V2	S3	V3	Vmax	Lap	Time	S1	V1	S2	V2	S3	V3	Vmax
1	3:40.581	0.000	130	48.466	128	37.645	173	128	5	1:34.785	30.494	191	34.786	201	29.505	202	201
2	2:01.651	33.115	191	36.496	191	52.040	190	191	6	1:33.482	30.164	193	34.429	203	28.889	203	203
3	1:39.234	31.853	192	36.429	188	30.071	202	188	7	1:33.412	30.065	196	34.090	206	29.257	202	206
4	1:35.718	30.995	187	35.299	199	29.424	201	199	8	1:33.143	29.879	195	33.989	205	29.275	203	205

14 Morris Schuring , GT3 Cup PRO / NLD

theoretical besttime: 1:32.557

Lap	Time	S1	V1	S2	V2	S3	V3	Vmax	Lap	Time	S1	V1	S2	V2	S3	V3	Vmax
1	4:15.303	0.000	142	42.666	183	34.571	177	183	5	1:34.243	30.306	197	34.581	206	29.356	203	206
2	1:38.466	32.433	193	35.826	201	30.207	201	201	6	1:33.128	29.826	197	34.154	206	29.148	203	206
3	1:39.234	31.853	194	36.838	203	30.543	202	203	7	1:33.132	29.842	196	34.221	205	29.069	203	205
4	1:34.084	30.254	197	34.515	206	29.315	203	206	8	1:32.557	29.629	196	33.960	206	28.968	203	206

17 Gilles Smits , GT3 Cup AM / BEL

theoretical besttime: 1:32.802

Lap	Time	S1	V1	S2	V2	S3	V3	Vmax	Lap	Time	S1	V1	S2	V2	S3	V3	Vmax
1	2:50.922	0.000	135	47.292	140	38.115	119	140	6	1:34.069	30.261	196	34.778	202	0.000	202	202
2	2:02.758	40.827	133	44.265	130	37.666	146	130	7	1:33.537	30.081	196	34.365	206	29.091	202	206
3	2:04.858	36.345	97	47.910	119	40.603	200	119	8	1:32.989	30.087	193	34.235	206	0.000	205	206
4	1:36.823	31.489	194	35.488	199	29.846	202	199	9	1:32.802	29.909	195	33.862	207	29.031	202	207
5	1:34.463	30.288	195	34.768	203	29.407	201	203									

25 Harold Goddijn , GT4 GT4 / NLD

theoretical besttime: 1:44.146

Lap	Time	S1	V1	S2	V2	S3	V3	Vmax	Lap	Time	S1	V1	S2	V2	S3	V3	Vmax
1	2:52.204	0.000	158	46.414	137	38.223	123	137	5	1:47.108	35.173	173	39.577	182	32.358	181	182
2	2:13.939	40.520	164	44.205	115	0.000		115	6	1:46.166	34.177	176	39.924	180	32.065	181	180
3	2:09.996	56.051	166	40.411	181	33.534	176	181	7	1:45.490	34.017	175	38.604	183	32.869	179	183
4	1:48.439	35.716	170	39.558	176	33.165	181	176	8	1:44.392	34.146	176	38.064	186	32.182	174	186

63 Nicolas Vandierendonck , GT3 Cup PRO AM / BEL

theoretical besttime: 1:33.471

Lap	Time	S1	V1	S2	V2	S3	V3	Vmax	Lap	Time	S1	V1	S2	V2	S3	V3	Vmax
1	3:08.154	0.000	150	43.581	152	0.000		152	5	1:34.816	30.473	193	35.101	192	29.242	202	192
2	2:47.956	1:38.259	153	39.540	181	30.157	202	181	6	1:34.209	30.218	193	34.939	197	29.052	201	197
3	1:37.572	31.085	190	36.443	189	30.044	201	189	7	1:33.972	30.371	192	34.553	200	29.048	203	200
4	1:35.815	30.814	192	35.464	192	29.537	202	192	8	1:33.471	30.167	193	34.520	198	28.784	202	198

69 Thierry Vermeulen , GT4 GT4 / NLD

theoretical besttime: 1:37.081

Lap	Time	S1	V1	S2	V2	S3	V3	Vmax	Lap	Time	S1	V1	S2	V2	S3	V3	Vmax
1	4:48.669	0.000	118	49.505	146	38.011	152	146	5	1:38.728	31.843	181	36.268	192	30.617	185	192
2	1:58.966	36.059	150	44.298	167	38.609	183	167	6	1:37.259	31.437	183	35.544	192	30.278	185	192
3	1:42.713	32.808	181	38.033	189	31.872	184	189	7	1:37.950	32.176	182	35.674	192	30.100	185	192
4	1:40.675	32.253	182	36.915	189	31.507	185	189									

71 Alexander Goddijn , GT4 GT4 / NLD

theoretical besttime: 1:37.702

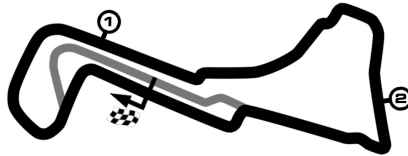
Lap	Time	S1	V1	S2	V2	S3	V3	Vmax	Lap	Time	S1	V1	S2	V2	S3	V3	Vmax
1	2:54.181	0.000	165	45.187	146	38.686	129	146	5	1:39.868	31.611	183	37.316	190	30.941	186	190
2	2:02.542	40.151	127	43.314	133	39.077	183	133	6	1:38.502	31.396	184	36.420	191	30.686	187	191

DTM Zolder 1

Circuit Zolder, length 4000 m

09. - 11.10.2020

Porsche Carrera Cup Benelux



PORSCHE

CARRERA CUP
BENELUX

SPRINT CHALLENGE
BENELUX

Lap Analysis qualifying 2, 10.10.2020

-Reg.No.: C-Z-DTM-015

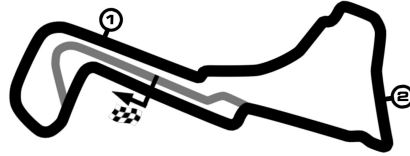
Lap	Time	S1	V1	S2	V2	S3	V3	Vmax	Lap	Time	S1	V1	S2	V2	S3	V3	Vmax
3	1:47.238	32.743	184	39.975	152	34.520	185	152	7	1:41.087	33.223	180	37.118	190	30.746	188	190
4	1:41.341	32.079	182	37.690	190	31.572	185	190	8	1:37.702	31.226	184	36.027	193	30.449	188	193

DTM Zolder 1

Circuit Zolder, length 4000 m

09. - 11.10.2020

Porsche Carrera Cup Benelux



PORSCHE

CARRERA CUP
BENELUX

SPRINT CHALLENGE
BENELUX

-Reg.No.: C-Z-DTM-015

Lap Analysis qualifying 2, 10.10.2020

72 Steven van Rhee , GT4 GT4 / NLD

theoretical besttime: 1:37.089

Lap	Time	S1	V1	S2	V2	S3	V3	Vmax	Lap	Time	S1	V1	S2	V2	S3	V3	Vmax
1	4:02.411	0.000	137	45.442	173	40.706	119	173	5	1:38.190	31.597	183	36.270	189	30.323	186	189
2	1:50.619	36.698	122	42.259	182	31.662	184	182	6	1:39.657	31.812	177	37.153	190	30.692	185	190
3	1:44.421	33.578	171	40.005	186	30.838	185	186	7	1:37.636	31.286	182	36.006	190	30.344	185	190
4	1:38.589	31.773	183	36.319	188	30.497	185	188	8	1:37.108	31.305	181	35.520	192	30.283	184	192

126 Jos Jansen , GT3 Cup AM / BEL

theoretical besttime: 1:33.693

Lap	Time	S1	V1	S2	V2	S3	V3	Vmax	Lap	Time	S1	V1	S2	V2	S3	V3	Vmax
1	3:44.575	0.000	133	46.029	120	38.866	187	120	5	1:35.582	31.042	194	35.272	202	29.268	201	202
2	1:44.707	35.355	186	38.115	182	31.237	201	182	6	1:34.789	30.502	194	34.693	204	29.594	201	204
3	1:38.606	32.796	187	35.971	198	29.839	201	198	7	1:33.856	30.606	194	34.481	206	28.769	203	206
4	1:35.430	31.047	195	34.932	203	29.451	203	203	8	1:47.484	31.149	194	34.422	200	0.000	200	200

140 Huub van Eijndhoven , GT3 Cup PRO AM / NLD

theoretical besttime: 1:32.705

Lap	Time	S1	V1	S2	V2	S3	V3	Vmax	Lap	Time	S1	V1	S2	V2	S3	V3	Vmax
1	3:23.519	0.000	181	40.724	185	33.024	198	185	5	1:33.722	30.214	199	34.447	205	29.061	206	205
2	1:39.528	32.553	194	36.259	200	30.716	202	200	6	1:33.611	30.064	198	34.353	208	0.000	205	208
3	1:49.123	30.661	197	36.702	169	0.000	169	169	7	1:34.168	29.790	196	34.155	206	30.223	205	206
4	1:59.019	50.721	193	36.343	199	31.955	202	199	8	1:32.816	29.738	196	34.266	208	28.812	205	208

700 Yannick Redant , GT4 GT4 / BEL

theoretical besttime: 1:37.228

Lap	Time	S1	V1	S2	V2	S3	V3	Vmax	Lap	Time	S1	V1	S2	V2	S3	V3	Vmax
1	4:38.206	0.000	113	45.379	159	36.830	181	159	5	1:37.481	31.372	183	35.781	193	30.328	187	193
2	1:44.099	33.602	179	38.659	187	31.838	185	187	6	1:38.334	31.213	184	35.810	191	31.311	189	191
3	1:41.145	32.435	183	37.486	189	31.224	187	189	7	1:47.657	33.477	179	39.279	157	34.901	188	157
4	1:38.963	31.781	183	36.674	190	30.508	189	190	8	1:37.416	31.397	183	35.785	194	30.234	188	194

917 Stijn Lowette , GT3 Cup AM / BEL

theoretical besttime: 1:35.103

Lap	Time	S1	V1	S2	V2	S3	V3	Vmax	Lap	Time	S1	V1	S2	V2	S3	V3	Vmax
1	3:07.155	0.000	133	44.868	166	33.718	197	166	6	1:36.130	31.179	193	35.452	203	29.499	202	203
2	1:47.830	35.251	186	39.788	179	32.791	196	179	7	1:35.881	30.983	194	35.380	201	29.518	205	201
3	1:42.276	33.670	189	37.728	188	30.878	201	188	8	1:36.240	31.100	194	35.520	199	29.620	205	199
4	1:38.871	31.840	190	36.746	196	30.285	202	196	9	1:35.103	30.930	193	34.809	206	29.364	205	206
5	1:36.846	31.240	194	36.042	200	29.564	202	200									

919 Michael Cool , GT3 Cup PRO AM / BEL

theoretical besttime: 1:34.384

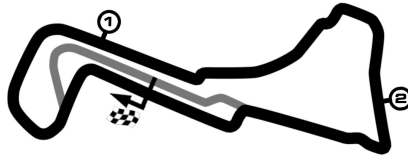
Lap	Time	S1	V1	S2	V2	S3	V3	Vmax	Lap	Time	S1	V1	S2	V2	S3	V3	Vmax
1	3:06.442	0.000	138	44.519	170	33.889	196	170	6	1:35.264	30.772	195	35.005	204	0.000	201	204
2	1:46.866	34.630	187	38.528	171	33.708	198	171	7	1:35.514	30.444	195	34.702	204	30.368	202	204
3	1:39.941	32.482	191	36.753	195	30.706	201	195	8	1:34.219	30.362	194	34.666	203	0.000	203	203
4	1:37.512	31.380	193	35.982	200	0.000	202	200	9	1:33.985	30.278	194	34.298	205	0.000	203	205
5	1:36.016	30.859	194	35.349	203	29.808	201	203									

DTM Zolder 1

Circuit Zolder, length 4000 m

09. - 11.10.2020

Porsche Carrera Cup Benelux



PORSCHE

CARRERA CUP
BENELUX

SPRINT CHALLENGE
BENELUX

Topspeed qualifying 2, 10.10.2020

-Reg.No.: C-Z-DTM-015

Car No.	Driver	Make	Speed km/h
140	Huub van Eijndhoven	GT3 Cup	208
17	Gilles Smits	GT3 Cup	207
14	Morris Schuring	GT3 Cup	206
917	Stijn Lowette	GT3 Cup	206
126	Jos Jansen	GT3 Cup	206
4	Loek Hartog	GT3 Cup	206
9	Jean-Pierre Verhoeven	GT3 Cup	206
919	Michael Cool	GT3 Cup	205
5	Bas Barenbrug	GT3 Cup	203
63	Nicolas Vandierendonck	GT3 Cup	200
700	Yannick Redant	GT4	194
71	Alexander Goddijn	GT4	193
69	Thierry Vermeulen	GT4	192
72	Steven van Rhee	GT4	192
25	Harold Goddijn	GT4	186

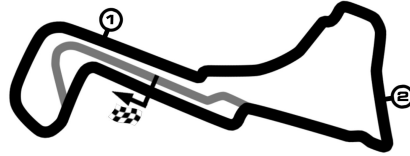
DTM Zolder 1

Circuit Zolder, length 4000 m

09. - 11.10.2020

Porsche Carrera Cup Benelux

Best Sector Times qualifying 2



PORSCHE

**CARRERA CUP
BENELUX**

**SPRINT CHALLENGE
BENELUX**

-Reg.No.: C-Z-DTM-015

Pos.	sector 1			sector 2			sector 3			theoretical and best lap time				
	No	Driver	Time	No	Driver	Time	No	Driver	Time	No	Driver	theoretical	Best	Pos
1	14	Schuring M.	29.629	17	Smits G.	33.862	126	Jansen J.	28.769	4	Hartog L.	1:32.469	1:32.469	1
2	4	Hartog L.	29.657	4	Hartog L.	33.895	63	Vandierendonck N.	28.784	14	Schuring M.	1:32.557	1:32.557	2
3	140	van Eijndhoven H.	29.738	14	Schuring M.	33.960	140	van Eijndhoven H.	28.812	140	van Eijndhoven H.	1:32.705	1:32.816	4
4	9	Verhoeven J.	29.879	9	Verhoeven J.	33.989	9	Verhoeven J.	28.889	9	Verhoeven J.	1:32.757	1:33.143	5
5	17	Smits G.	29.909	140	van Eijndhoven H.	34.155	4	Hartog L.	28.917	17	Smits G.	1:32.802	1:32.802	3
6	63	Vandierendonck N.	30.167	919	Cool M.	34.298	14	Schuring M.	28.968	63	Vandierendonck N.	1:33.471	1:33.471	6
7	919	Cool M.	30.278	126	Jansen J.	34.422	17	Smits G.	29.031	126	Jansen J.	1:33.693	1:33.856	7
8	126	Jansen J.	30.502	63	Vandierendonck N.	34.520	5	Barenbrug B.	29.260	919	Cool M.	1:34.384	1:35.514	10
9	5	Barenbrug B.	30.603	917	Lowette S.	34.809	917	Lowette S.	29.364	917	Lowette S.	1:35.103	1:35.103	8
10	917	Lowette S.	30.930	5	Barenbrug B.	35.456	919	Cool M.	29.808	5	Barenbrug B.	1:35.319	1:35.319	9
11	700	Redant Y.	31.213	72	van Rhee S.	35.520	69	Vermeulen T.	30.100	69	Vermeulen T.	1:37.081	1:37.259	12
12	71	Goddijn A.	31.226	69	Vermeulen T.	35.544	700	Redant Y.	30.234	72	van Rhee S.	1:37.089	1:37.108	11
13	72	van Rhee S.	31.286	700	Redant Y.	35.781	72	van Rhee S.	30.283	700	Redant Y.	1:37.228	1:37.416	13
14	69	Vermeulen T.	31.437	71	Goddijn A.	36.027	71	Goddijn A.	30.449	71	Goddijn A.	1:37.702	1:37.702	14
15	25	Goddijn H.	34.017	25	Goddijn H.	38.064	25	Goddijn H.	32.065	25	Goddijn H.	1:44.146	1:44.392	15

DTM Zolder 1

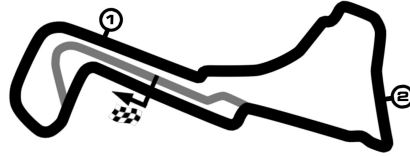
Circuit Zolder, length 4000 m

09. - 11.10.2020

Porsche Carrera Cup Benelux

Weather qualifying 2

10.10.2020, 11:50:00 - 12:05:00

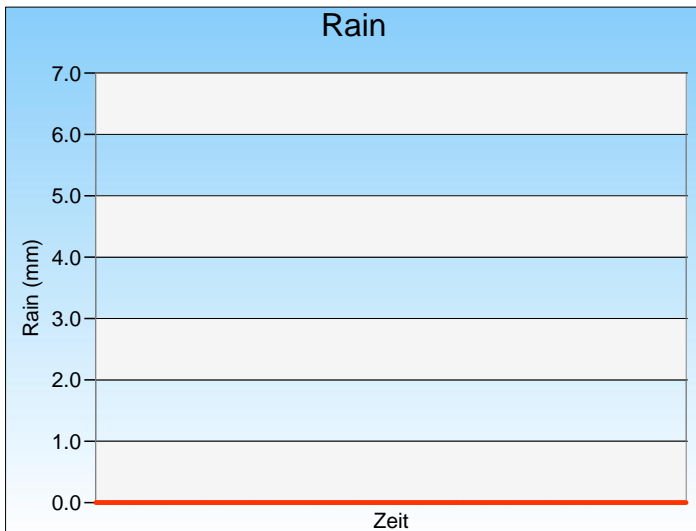
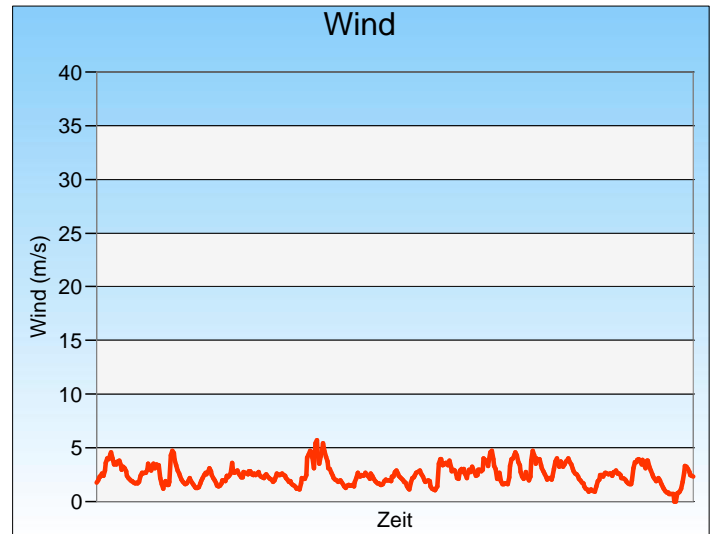
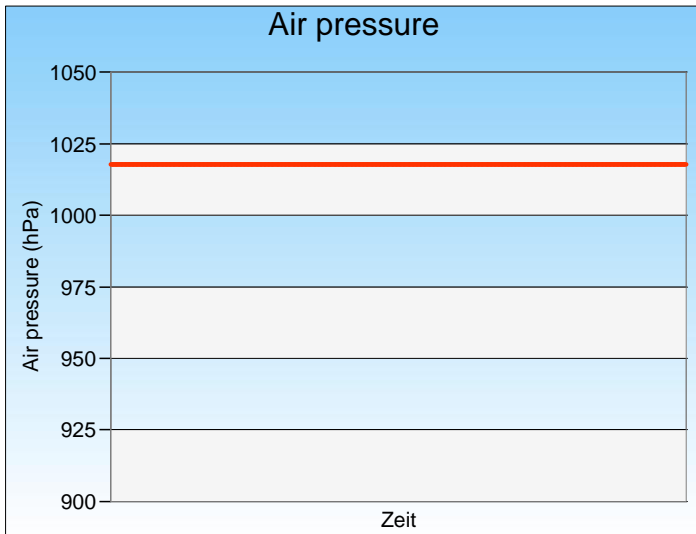
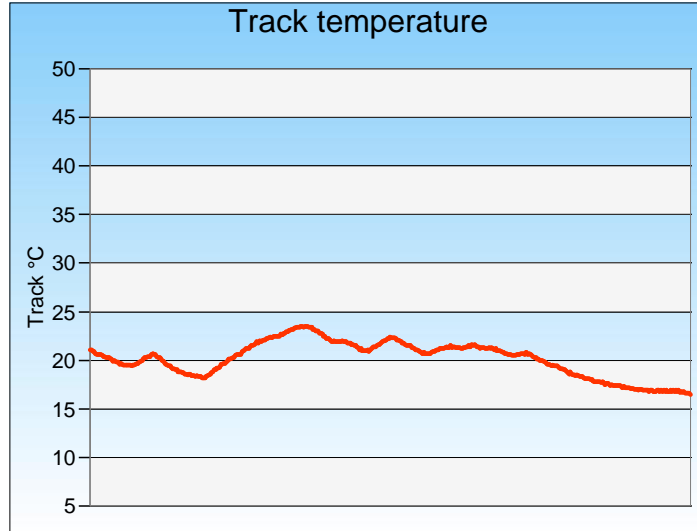


PORSCHE

CARRERA CUP
BENELUX

SPRINT CHALLENGE
BENELUX

-Reg.No.: C-Z-DTM-015



Weather:

