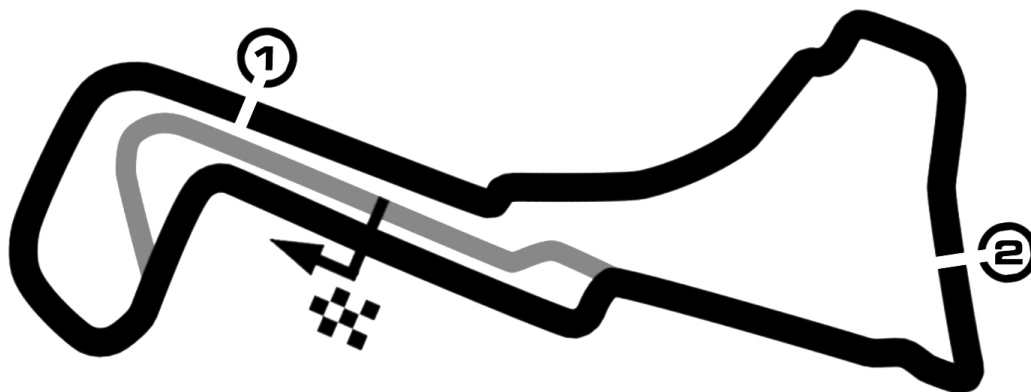


PORSCHE

**CARRERA CUP
BENELUX**

VOLUMEX BELGIAN TRUCK GRAND PRIX

race 2



Circuit Zolder 4000 m

09. - 10. September 2023

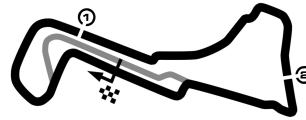


VOLUMEX BELGIAN TRUCK GRAND PRIX

Circuit Zolder, length 4000 m

09. - 10. September 2023

Porsche Carrera Cup Benelux



PORSCHE
CARRERA CUP
BENELUX

Result race 2

started : 20

classified : 20

not classified : 0

Pos	No.	Cl.	Entrant Name	License License	Team/Sponsor Make	Lap	Total kmh	GAP Diff.	fastest kmh	at Lap
1	92	PRO	August by NGT Bertrand Baguette / BEL	916461 900633	AUGUST by NGT	16	32:40.216 117.538		1:31.375 157.592	15
2	57	PRO	Q1 Trackracing Dirk Schouten / NLD	913205 49330	Q1 Trackracing	16	32:41.108 117.485	00.892 00.892	1:31.375 157.592	15
3	16	PRO	Huber Racing Flynt Schuring / NLD	BA023 43777	Huber Racing	16	32:42.336 117.411	02.120 01.228	1:31.628 157.157	16
4	15	PRO	August by NGT Glenn van Parijs / BEL	916461 907015	AUGUST by NGT	16	32:42.515 117.400	02.299 00.179	1:30.756 158.667	16
5	777	PRO	Nationale Autoclub Excelsior Sam Dejonghe / BEL	298720 902347	RedAnt Racing	16	32:44.616 117.275	04.400 02.101	1:31.838 156.798	8
6	37	PRO-AM	Hans Weijs Jr Hans Weijs Jr / NLD	27021 27021	Hans Weijs Motorsport	16	32:49.115 117.007	08.899 04.499	1:33.362 154.238	9
7	21	PRO-AM	Team GP Elite Sacha Norden / NLD	359015 50145	Team GP Elite	16	32:49.821 116.965	09.605 00.706	1:32.129 156.303	16
8	75	PRO	Revs Motorsport BV Etienne Ploenes / GER	28110003 13470	Revs Motorsport	16	32:54.855 116.667	14.639 05.034	1:32.557 155.580	9
9	42	AM	Team GP Elite Cedric Chassang / NLD	359015 48754	Team GP Elite	16	32:55.295 116.641	15.079 00.440	1:33.265 154.399	9
10	12	PRO-AM	Team GP Elite Maik Rosenberg / GER	359015 14532	Team GP Elite	16	32:57.876 116.489	17.660 02.581	1:33.348 154.261	8
11	13	PRO-AM	Baporo Motorsport CA Joan Vinyes / AND	EC-0025_ESP/ ITC CR 004 AND	Baporo Motorsport	16	32:58.418 116.457	18.202 00.542	1:33.451 154.091	9
12	56	PRO	Q1 Trackracing Quentin Antonel / FRA	913205 301083	Q1 Trackracing	16	32:58.715 116.439	18.499 00.297	1:31.946 156.614	8
13	11	AM	JW Raceservice Ad Geerts / NLD	50419003 34359	JW Raceservice	16	33:01.563 116.272	21.347 02.848	1:35.026 151.537	8
14	911	AM	Luc Vanderfeesten Luc Vanderfeesten / BEL	912352 912352	RedAnt Racing	16	33:06.882 115.961	26.666 05.319	1:34.837 151.839	8
15	46	PRO	Richardson Racing Robert de Haan / NLD	263670 40204	Richardson Racing	15	31:20.636 114.855	1 Runde 1 Runde	1:32.022 156.484	8
16	93	PRO-AM	Baporo Motorsport CA Jaime Font / ESP	EC-0025_ESP/ ITB-0207-ESP	Baporo Motorsport	15	31:21.164 114.823	1 Runde 00.528	1:33.785 153.543	9
17	9	PRO	JW Raceservice Rik Koen / NLD	50419003 37545	JW Raceservice	9	19:12.020 112.498	7 Runden 6 Runden	1:32.157 156.255	8
18	3	PRO	Revs Motorsport BV Robin Knutsson / SWE	28110003 108123	Revs Motorsport	9	19:12.763 112.426	7 Runden 00.743	1:32.220 156.148	8
0	8	PRO-AM	Revs Motorsport BV Aaron Mason / GBR	28110003 223499	Revs Motorsport	0	00.000 0.000	16 Runden	00.000 0.000	
0	14	PRO	JW Raceservice Lucas van Eindhoven / NLD	50419003 44998	JW Raceservice	0	00.000 0.000	16 Runden	00.000 0.000	

fastest lap: 15 van Parijs Glenn 1:30.756 =158.667 km/h

CARS #15 AND #911 - 5 SECONDS TIME PENALTY - FAULT START

Issued:

Clerk of the Course:

Timekeeper:

subject to final scrutineering



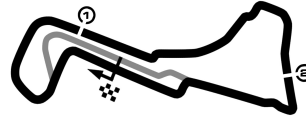
VOLUMEX BELGIAN TRUCK GRAND PRIX

Circuit Zolder, length 4000 m

09. - 10. September 2023

Porsche Carrera Cup Benelux

Result race 2, 10.09.2023



PORSCHE
CARRERA CUP
BENELUX

Pos	No.	Cl.	Entrant Driver, Place	Team Make	Lap	Time total	Interval GAP	Avg. Total	fastest Avg.	at Lap
-----	-----	-----	--------------------------	--------------	-----	------------	-----------------	---------------	-----------------	-----------

AM

Started: 3 Classified: 3 Not Classified: 0

1	42	AM	Team GP Elite Cedric Chassang / NLD	Team GP Elite	16	32:55.295		116.641	1:33.265 154.399	9
2	11	AM	JW Raceservice Ad Geerts / NLD	JW Raceservice	16	33:01.563	06.268 +06.268	116.272	1:35.026 151.537	8
3	911	AM	Luc Vanderfeesten Luc Vanderfeesten / BEL	RedAnt Racing	16	33:06.882	11.587 +05.319	115.961	1:34.837 151.839	8



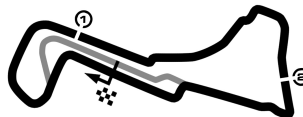
VOLUMEX BELGIAN TRUCK GRAND PRIX

Circuit Zolder, length 4000 m

09. - 10. September 2023

Porsche Carrera Cup Benelux

Result race 2, 10.09.2023



PORSCHE

CARRERA CUP
BENELUX

Pos	No.	Cl.	Entrant Driver, Place	Team Make	Lap	Time total	Interval GAP	Avg. Total	fastest Avg.	at Lap
PRO										
Started: 11			Classified: 11			Not Classified: 0				
1	92	PRO	August by NGT Bertrand Baguette / BEL	AUGUST by NGT	16	32:40.216		117.538	1:31.375	15
2	57	PRO	Q1 Trackracing Dirk Schouten / NLD	Q1 Trackracing	16	32:41.108	00.892	117.485	1:31.375	15
							+00.892		157.592	
3	16	PRO	Huber Racing Flynt Schuring / NLD	Huber Racing	16	32:42.336	02.120	117.411	1:31.628	16
							+01.228		157.157	
4	15	PRO	August by NGT Glenn van Parijs / BEL	AUGUST by NGT	16	32:42.515	02.299	117.400	1:30.756	16
							+00.179		158.667	
5	777	PRO	Nationale Autoclub Excelsior Sam Dejonghe / BEL	RedAnt Racing	16	32:44.616	04.400	117.275	1:31.838	8
							+02.101		156.798	
6	75	PRO	Revs Motorsport BV Etienne Ploenes / GER	Revs Motorsport	16	32:54.855	14.639	116.667	1:32.557	9
							+10.239		155.580	
7	56	PRO	Q1 Trackracing Quentin Antonel / FRA	Q1 Trackracing	16	32:58.715	18.499	116.439	1:31.946	8
							+03.860		156.614	
8	46	PRO	Richardson Racing Robert de Haan / NLD	Richardson Racing	15	31:20.636	1 Rd.	114.855	1:32.022	8
							1 Rd.		156.484	
9	9	PRO	JW Raceservice Rik Koen / NLD	JW Raceservice	9	19:12.020	7 Rd.	112.498	1:32.157	8
							6 Rd.		156.255	
10	3	PRO	Revs Motorsport BV Robin Knutsson / SWE	Revs Motorsport	9	19:12.763	7 Rd.	112.426	1:32.220	8
							+00.743		156.148	
11	14	PRO	JW Raceservice Lucas van Eijndhoven / NLD	JW Raceservice	0	00.000	16 Rd.	0.000	00.000	
							9 Rd.		0.000	



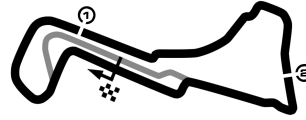
VOLUMEX BELGIAN TRUCK GRAND PRIX

Circuit Zolder, length 4000 m

09. - 10. September 2023

Porsche Carrera Cup Benelux

Result race 2, 10.09.2023



PORSCHE
CARRERA CUP
BENELUX

Pos	No.	Cl.	Entrant Driver, Place	Team Make	Lap	Time total	Interval GAP	Avg. Total	fastest Avg.	at Lap
-----	-----	-----	--------------------------	--------------	-----	------------	-----------------	---------------	-----------------	-----------

PRO-AM

Started: 6 Classified: 6 Not Classified: 0

1	37	PRO-A	Hans Weijs Jr Hans Weijs Jr / NLD	Hans Weijs Motorsport	16	32:49.115		117.007	1:33.362	9
2	21	PRO-A	Team GP Elite Sacha Norden / NLD	Team GP Elite	16	32:49.821	00.706	116.965	1:32.129	16
3	12	PRO-A	Team GP Elite Maik Rosenberg / GER	Team GP Elite	16	32:57.876	08.761	116.489	1:33.348	8
4	13	PRO-A	Baporo Motorsport CA Joan Vinyes / AND	Baporo Motorsport	16	32:58.418	09.303	116.457	1:33.451	9
5	93	PRO-A	Baporo Motorsport CA Jaime Font / ESP	Baporo Motorsport	15	31:21.164	1 Rd.	114.823	1:33.785	9
6	8	PRO-A	Revs Motorsport BV Aaron Mason / GBR	Revs Motorsport	0	00.000	16 Rd.	0.000	00.000	

fastest lap: 15 van Parijs Glenn 1:30.756 =158.667 km/h

CARS #15 AND #911 - 5 SECONDS TIME PENALTY - FAULT START

Issued:

Clerk of the Course:

Timekeeper:

subject to final scrutineering



Lapchart: Porsche Carrera Cup Benelux race 2

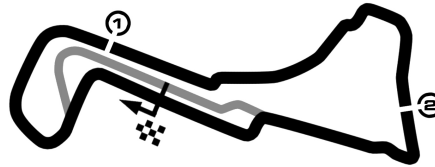
POS	1	2	3	4	5	6	7	8	9	10	11	12	13	14	15	16	17	18	19
LAP 1	15	92	46	57	9	16	3	777	21	56	75	37	42	93	13	12	11	911	
LAP 2	15	92	46	57	9	16	3	777	21	56	75	37	42	93	13	12	11	911	
LAP 3	15	92	46	57	9	16	3	777	21	56	75	37	42	93	13	12	11	911	
LAP 4	15	92	46	57	9	16	3	777	21	56	75	37	42	93	13	12	11	911	
LAP 5	15	92	46	57	9	16	3	777	21	56	75	37	42	93	13	12	11	911	
LAP 6	15	92	46	57	9	16	3	777	21	56	75	37	42	93	13	12	11	911	
LAP 7	15	92	46	57	9	16	3	777	75	37	42	93	13	12	21	11	911	56	
LAP 8	15	92	46	57	9	16	3	777	75	37	42	93	13	12	21	11	911	56	
LAP 9	15	92	57	16	46	9	3	777	75	37	42	93	13	21	12	11	911	56	
LAP 10	15	92	57	16	46	777	75	37	42	93	21	13	12	11	911	56			
LAP 11	15	92	57	16	46	777	75	37	42	21	93	13	12	11	911	56			
LAP 12	15	92	57	16	46	777	75	37	42	21	93	13	12	11	911	56			
LAP 13	15	92	57	16	46	777	75	37	42	93	21	13	12	11	911	56			
LAP 14	15	92	57	16	777	37	46	21	42	93	75	12	13	56	11	911			
LAP 15	15	92	57	16	777	37	21	46	75	93	42	12	56	13	11	911			
LAP 16	15	92	57	16	777	37	21	75	42	12	13	56	11	911					

VOLUMEX BELGIAN TRUCK GRAND PRIX

Circuit Zolder, length 4000 m

09. - 10. September 2023

Porsche Carrera Cup Benelux



PORSCHE
CARRERA CUP
BENELUX

Lap by Lap race 2, 10.09.2023

3 Robin Knutsson , PRO / SWE															
1	1:40.647	2	2:19.884	3	3:05.382	4	2:47.532	5	2:31.509	6	2:09.171	7	1:32.522	8	1:32.220
9	1:33.896														

9 Rik Koen , PRO / NLD															
1	1:39.761	2	2:17.863	3	3:07.073	4	2:47.481	5	2:31.383	6	2:09.876	7	1:32.622	8	1:32.157
9	1:33.804														

11 Ad Geerts , AM / NLD															
1	1:52.212	2	2:27.324	3	2:55.409	4	2:48.993	5	2:30.917	6	2:04.456	7	1:36.453	8	1:35.026
9	1:35.489	10	1:36.249	11	1:52.666	12	2:43.580	13	2:33.120	14	1:37.048	15	1:36.255	16	1:36.366

12 Maik Rosenberg , PRO-AM / GER															
1	1:51.705	2	2:25.811	3	2:56.770	4	2:48.758	5	2:31.352	6	2:04.156	7	1:34.627	8	1:33.348
9	1:34.016	10	1:34.647	11	1:58.330	12	2:44.370	13	2:32.994	14	1:35.770	15	1:35.561	16	1:35.661

13 Joan Vinyes , PRO-AM / AND															
1	1:49.317	2	2:26.825	3	2:57.326	4	2:47.462	5	2:32.237	6	2:04.730	7	1:34.050	8	1:33.706
9	1:33.451	10	1:34.989	11	1:58.303	12	2:44.746	13	2:33.427	14	1:36.317	15	1:36.734	16	1:34.798

15 Glenn van Parijs , PRO / BEL															
1	1:36.971	2	2:16.310	3	3:07.206	4	2:47.921	5	2:31.836	6	2:11.278	7	1:31.694	8	1:31.669
9	1:31.492	10	1:31.972	11	1:46.840	12	3:02.405	13	2:36.595	14	1:31.186	15	1:31.384	16	1:30.756

16 Flynt Schuring , PRO / NLD															
1	1:40.072	2	2:18.830	3	3:06.462	4	2:47.650	5	2:31.230	6	2:09.507	7	1:32.621	8	1:32.122
9	1:32.980	10	1:31.827	11	1:45.237	12	3:02.000	13	2:36.126	14	1:32.255	15	1:31.789	16	1:31.628

21 Sacha Norden , PRO-AM / NLD															
1	1:41.404	2	2:21.943	3	3:04.013	4	2:47.295	5	2:31.689	6	2:08.518	7	1:39.532	8	1:32.513
9	1:32.851	10	1:33.529	11	1:55.015	12	2:47.191	13	2:33.963	14	1:35.219	15	1:33.017	16	1:32.129

37 Hans Weijs Jr , PRO-AM / NLD															
1	1:44.390	2	2:24.037	3	3:01.512	4	2:47.039	5	2:32.735	6	2:06.298	7	1:34.165	8	1:33.400
9	1:33.362	10	1:33.380	11	1:41.298	12	3:02.356	13	2:34.377	14	1:33.742	15	1:33.536	16	1:33.488

42 Cedric Chassang , AM / NLD															
1	1:47.143	2	2:23.103	3	3:00.398	4	2:47.460	5	2:32.074	6	2:06.302	7	1:34.214	8	1:33.271
9	1:33.265	10	1:33.887	11	1:41.229	12	3:02.397	13	2:33.941	14	1:36.247	15	1:36.627	16	1:33.737

46 Robert de Haan , PRO / NLD															
1	1:38.987	2	2:16.953	3	3:07.117	4	2:47.478	5	2:31.737	6	2:10.424	7	1:32.752	8	1:32.022
9	1:34.286	10	1:34.603	11	1:42.587	12	3:02.024	13	2:36.296	14	1:37.369	15	1:36.001		

56 Quentin Antonel , PRO / FRA															
1	1:42.163	2	2:22.016	3	3:03.842	4	2:47.137	5	2:32.270	6	2:07.784	7	2:00.248	8	1:31.946
9	1:32.014	10	1:32.139	11	1:44.685	12	2:44.133	13	2:32.032	14	1:34.736	15	1:35.611	16	1:35.959

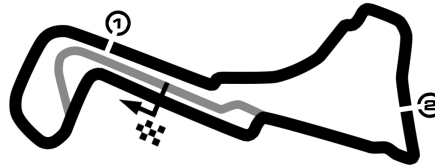
57 Dirk Schouten , PRO / NLD															
1	1:39.491	2	2:17.441	3	3:07.132	4	2:47.535	5	2:31.557	6	2:09.913	7	1:32.594	8	1:31.960

VOLUMEX BELGIAN TRUCK GRAND PRIX

Circuit Zolder, length 4000 m

09. - 10. September 2023

Porsche Carrera Cup Benelux



PORSCHE
CARRERA CUP
BENELUX

Lap by Lap race 2, 10.09.2023

9	1:31.885	10	1:31.470	11	1:46.781	12	3:02.211	13	2:36.185	14	1:32.096	15	1:31.375	16	1:31.482
---	----------	----	----------	----	----------	----	----------	----	----------	----	----------	----	-----------------	----	----------

75 Etienne Ploenes , PRO / GER

1	1:42.904	2	2:22.516	3	3:03.353	4	2:47.010	5	2:32.552	6	2:07.147	7	1:33.557	8	1:32.951
9	1:32.557	10	1:33.321	11	1:42.717	12	3:02.407	13	2:34.929	14	1:38.668	15	1:34.148	16	1:34.118

92 Bertrand Baguette , PRO / BEL

1	1:38.373	2	2:16.910	3	3:06.855	4	2:47.950	5	2:31.390	6	2:10.843	7	1:32.689	8	1:31.508
9	1:31.726	10	1:31.578	11	1:47.002	12	3:02.404	13	2:36.590	14	1:31.620	15	1:31.375	16	1:31.403

93 Jaime Font , PRO-AM / ESP

1	1:49.134	2	2:24.307	3	2:59.018	4	2:47.358	5	2:31.533	6	2:05.726	7	1:33.949	8	1:33.822
9	1:33.785	10	1:34.426	11	1:57.519	12	2:45.737	13	2:32.940	14	1:36.091	15	1:35.819		

777 Sam Dejonghe , PRO / BEL

1	1:40.869	2	2:20.785	3	3:05.055	4	2:47.378	5	2:31.317	6	2:08.976	7	1:32.991	8	1:31.838
9	1:33.810	10	1:33.668	11	1:42.706	12	3:02.055	13	2:35.973	14	1:33.074	15	1:32.187	16	1:31.934

911 Luc Vanderfeesten , AM / BEL

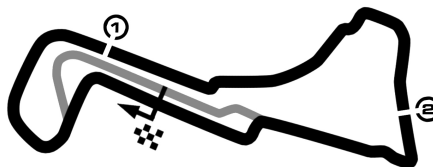
1	2:31.079	2	1:50.104	3	2:54.432	4	2:48.675	5	2:30.988	6	2:04.573	7	1:36.430	8	1:34.837
9	1:35.797	10	1:36.257	11	1:52.501	12	2:43.620	13	2:32.962	14	1:36.950	15	1:36.350	16	1:36.327

VOLUMEX BELGIAN TRUCK GRAND PRIX

Circuit Zolder, length 4000 m

09. - 10. September 2023

Porsche Carrera Cup Benelux



PORSCHE
CARRERA CUP
BENELUX

Lap Analysis race 2, 10.09.2023

3 Robin Knutsson (SWE) ()

Theoretische Bestzeit: 1:32.129

Lap	D	Time	S1	S2	S3	Lap	D	Time	S1	S2	S3
1	1	1:40.647	36.079	35.102	29.466	6	1	2:09.171	41.531	45.961	41.679
2	1	2:19.884	33.900	53.308	52.676	7	1	1:32.522	29.537	33.762	29.223
3	1	3:05.382	55.362	1:06.659	1:03.361	8	1	1:32.220	29.372	33.534	29.314
4	1	2:47.532	55.261	59.157	53.114	9	1	1:33.896	29.676	34.977	29.243
5	1	2:31.509	50.511	57.113	43.885						

9 Rik Koen (NLD) ()

Theoretische Bestzeit: 1:31.910

Lap	D	Time	S1	S2	S3	Lap	D	Time	S1	S2	S3
1	1	1:39.761	35.703	34.485	29.573	6	1	2:09.876	41.712	46.035	42.129
2	1	2:17.863	33.157	53.203	51.503	7	1	1:32.622	29.693	33.562	29.367
3	1	3:07.073	56.980	1:06.358	1:03.735	8	1	1:32.157	29.349	33.446	29.362
4	1	2:47.481	54.955	58.921	53.605	9	1	1:33.804	30.165	34.524	29.115
5	1	2:31.383	49.665	57.634	44.084						

11 Ad Geerts (NLD) ()

Theoretische Bestzeit: 1:34.793

Lap	D	Time	S1	S2	S3	Lap	D	Time	S1	S2	S3
1	1	1:52.212	39.807	36.678	35.727	9	1	1:35.489	30.107	35.450	29.932
2	1	2:27.324	35.935	48.706	1:02.683	10	1	1:36.249	30.320	35.696	30.233
3	1	2:55.409	49.621	1:03.041	1:02.747	11	1	1:52.666	30.605	47.066	34.995
4	1	2:48.993	57.717	58.649	52.627	12	1	2:43.580	39.594	1:09.442	54.544
5	1	2:30.917	51.049	55.956	43.912	13	1	2:33.120	55.361	55.881	41.878
6	1	2:04.456	39.484	46.647	38.325	14	1	1:37.048	31.007	35.984	30.057
7	1	1:36.453	31.165	35.420	29.868	15	1	1:36.255	31.099	35.133	30.023
8	1	1:35.026	30.086	34.839	30.101	16	1	1:36.366	30.995	35.263	30.108

12 Maik Rosenberg (GER) ()

Theoretische Bestzeit: 1:33.200

Lap	D	Time	S1	S2	S3	Lap	D	Time	S1	S2	S3
1	1	1:51.705	39.021	36.850	35.834	9	1	1:34.016	29.517	35.077	29.422
2	1	2:25.811	35.672	48.887	1:01.252	10	1	1:34.647	29.845	35.231	29.571
3	1	2:56.770	51.049	1:02.959	1:02.762	11	1	1:58.330	31.919	52.282	34.129
4	1	2:48.758	57.943	57.987	52.828	12	1	2:44.370	40.039	1:09.692	54.639
5	1	2:31.352	51.107	56.209	44.036	13	1	2:32.994	55.623	55.953	41.418
6	1	2:04.156	39.618	46.232	38.306	14	1	1:35.770	30.309	34.835	30.626
7	1	1:34.627	30.038	34.670	29.919	15	1	1:35.561	30.929	34.934	29.698
8	1	1:33.348	29.665	34.345	29.338	16	1	1:35.661	30.943	34.955	29.763

13 Joan Vinyes (AND) ()

Theoretische Bestzeit: 1:33.357

Lap	D	Time	S1	S2	S3	Lap	D	Time	S1	S2	S3
1	1	1:49.317	38.380	36.869	34.068	9	1	1:33.451	29.602	34.135	29.714
2	1	2:26.825	36.948	48.714	1:01.163	10	1	1:34.989	29.876	34.825	30.288
3	1	2:57.326	51.058	1:03.661	1:02.607	11	1	1:58.303	32.363	52.338	33.602
4	1	2:47.462	57.643	57.963	51.856	12	1	2:44.746	39.960	1:09.715	55.071
5	1	2:32.237	52.470	56.167	43.600	13	1	2:33.427	55.060	56.475	41.892
6	1	2:04.730	39.576	46.719	38.435	14	1	1:36.317	30.211	34.953	31.153
7	1	1:34.050	29.763	34.522	29.765	15	1	1:36.734	31.427	35.170	30.137
8	1	1:33.706	29.508	34.482	29.716	16	1	1:34.798	29.903	35.009	29.886

15 Glenn van Parijs (BEL) ()

Theoretische Bestzeit: 1:30.756

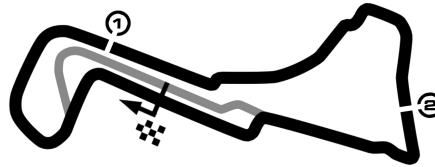
Lap	D	Time	S1	S2	S3	Lap	D	Time	S1	S2	S3
1	1	1:36.971	34.076	33.608	29.287	9	1	1:31.492	29.038	33.437	29.017
2	1	2:16.310	32.813	52.791	50.706	10	1	1:31.972	29.175	33.605	29.192
3	1	3:07.206	57.583	1:06.844	1:02.779	11	1	1:46.840	29.357	40.454	37.029
4	1	2:47.921	55.500	58.434	53.987	12	1	3:02.405	56.529	1:11.171	54.705
5	1	2:31.836	50.038	57.414	44.384	13	1	2:36.595	55.074	58.676	42.845
6	1	2:11.278	41.548	47.745	41.985	14	1	1:31.186	28.961	33.413	28.812
7	1	1:31.694	29.295	33.425	28.974	15	1	1:31.384	28.971	33.392	29.021
8	1	1:31.669	29.099	33.478	29.092	16	1	1:30.756	28.920	33.058	28.778

VOLUMEX BELGIAN TRUCK GRAND PRIX

Circuit Zolder, length 4000 m

09. - 10. September 2023

Porsche Carrera Cup Benelux



Lap Analysis race 2, 10.09.2023

16 Flynt Schuring (NLD) ()						Theoretische Bestzeit: 1:31.461					
Lap	D	Time	S1	S2	S3	Lap	D	Time	S1	S2	S3
1	1	1:40.072	35.899	34.696	29.477	9	1	1:32.980	29.777	33.680	29.523
2	1	2:18.830	33.749	53.457	51.624	10	1	1:31.827	29.157	33.376	29.294
3	1	3:06.462	56.380	1:06.523	1:03.559	11	1	1:45.237	29.138	40.626	35.473
4	1	2:47.650	55.246	59.179	53.225	12	1	3:02.000	55.986	1:11.051	54.963
5	1	2:31.230	50.191	57.345	43.694	13	1	2:36.126	55.083	57.589	43.454
6	1	2:09.507	41.758	45.974	41.775	14	1	1:32.255	29.430	33.654	29.171
7	1	1:32.621	29.578	33.704	29.339	15	1	1:31.789	29.107	33.194	29.488
8	1	1:32.122	29.372	33.442	29.308	16	1	1:31.628	29.240	33.228	29.160

21 Sacha Norden (NLD) ()						Theoretische Bestzeit: 1:31.833					
Lap	D	Time	S1	S2	S3	Lap	D	Time	S1	S2	S3
1	1	1:41.404	36.510	35.327	29.567	9	1	1:32.851	29.512	33.624	29.715
2	1	2:21.943	34.699	52.739	54.505	10	1	1:33.529	29.409	34.758	29.362
3	1	3:04.013	53.847	1:06.561	1:03.605	11	1	1:55.015	32.504	51.630	30.881
4	1	2:47.295	56.314	58.514	52.467	12	1	2:47.191	40.751	1:10.985	55.455
5	1	2:31.689	51.545	56.045	44.099	13	1	2:33.963	54.637	57.558	41.768
6	1	2:08.518	41.251	45.931	41.336	14	1	1:35.219	29.845	34.937	30.437
7	1	1:39.532	35.607	34.602	29.323	15	1	1:33.017	29.902	34.011	29.104
8	1	1:32.513	29.295	33.810	29.408	16	1	1:32.129	29.387	33.434	29.308

37 Hans Weijs Jr (NLD) ()						Theoretische Bestzeit: 1:32.846					
Lap	D	Time	S1	S2	S3	Lap	D	Time	S1	S2	S3
1	1	1:44.390	37.811	36.464	30.115	9	1	1:33.362	29.763	34.148	29.451
2	1	2:24.037	34.473	52.444	57.120	10	1	1:33.380	29.646	34.140	29.594
3	1	3:01.512	52.451	1:05.714	1:03.347	11	1	1:41.298	29.714	37.881	33.703
4	1	2:47.039	57.204	57.795	52.040	12	1	3:02.356	56.258	1:10.765	55.333
5	1	2:32.735	51.913	56.661	44.161	13	1	2:34.377	54.753	57.008	42.616
6	1	2:06.298	40.829	45.675	39.794	14	1	1:33.742	30.064	34.293	29.385
7	1	1:34.165	30.278	34.162	29.725	15	1	1:33.536	29.536	34.386	29.614
8	1	1:33.400	29.497	34.370	29.533	16	1	1:33.488	29.784	33.964	29.740

42 Cedric Chassang (NLD) ()						Theoretische Bestzeit: 1:31.987					
Lap	D	Time	S1	S2	S3	Lap	D	Time	S1	S2	S3
1	1	1:47.143	38.135	36.507	32.501	9	1	1:33.265	29.613	34.351	29.301
2	1	2:23.103	32.400	52.747	57.956	10	1	1:33.887	29.712	34.936	29.239
3	1	3:00.398	52.354	1:05.132	1:02.912	11	1	1:41.229	29.198	38.224	33.807
4	1	2:47.460	57.131	58.151	52.178	12	1	3:02.397	56.032	1:11.034	55.331
5	1	2:32.074	51.531	56.505	44.038	13	1	2:33.941	54.644	57.205	42.092
6	1	2:06.302	40.724	45.827	39.751	14	1	1:36.247	30.085	35.357	30.805
7	1	1:34.214	30.029	34.483	29.702	15	1	1:36.627	32.356	34.344	29.927
8	1	1:33.271	29.337	34.379	29.555	16	1	1:33.737	30.738	33.550	29.449

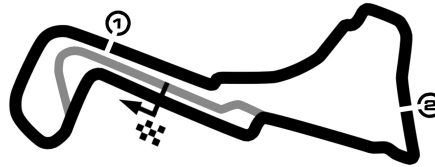
46 Robert de Haan (NLD) ()						Theoretische Bestzeit: 1:31.959					
Lap	D	Time	S1	S2	S3	Lap	D	Time	S1	S2	S3
1	1	1:38.987	35.478	33.741	29.768	9	1	1:34.286	30.468	33.840	29.978
2	1	2:16.953	32.875	52.580	51.498	10	1	1:34.603	29.772	34.527	30.304
3	1	3:07.117	57.106	1:06.474	1:03.537	11	1	1:42.587	30.374	37.873	34.340
4	1	2:47.478	54.779	59.174	53.525	12	1	3:02.024	56.154	1:10.863	55.007
5	1	2:31.737	49.938	57.494	44.305	13	1	2:36.296	55.252	57.524	43.520
6	1	2:10.424	41.623	46.531	42.270	14	1	1:37.369	31.228	35.428	30.713
7	1	1:32.752	29.126	33.871	29.755	15	1	1:36.001	30.820	34.568	30.613
8	1	1:32.022	29.189	33.591	29.242						

VOLUMEX BELGIAN TRUCK GRAND PRIX

Circuit Zolder, length 4000 m

09. - 10. September 2023

Porsche Carrera Cup Benelux



PORSCHE
CARRERA CUP
BENELUX

Lap Analysis race 2, 10.09.2023

56 Quentin Antonel (FRA) ()						Theoretische Bestzeit: 1:31.844					
Lap	D	Time	S1	S2	S3	Lap	D	Time	S1	S2	S3
1	1	1:42.163	36.759	35.793	29.611	9	1	1:32.014	29.023	33.763	29.228
2	1	2:22.016	34.730	52.739	54.547	10	1	1:32.139	28.978	33.972	29.189
3	1	3:03.842	54.272	1:06.140	1:03.430	11	1	1:44.685	29.155	41.351	34.179
4	1	2:47.137	56.663	58.236	52.238	12	1	2:44.133	40.081	1:09.156	54.896
5	1	2:32.270	52.380	55.935	43.955	13	1	2:32.032	55.157	56.334	40.541
6	1	2:07.784	40.791	45.589	41.404	14	1	1:34.736	30.595	34.694	29.447
7	1	2:00.248	52.030	38.702	29.516	15	1	1:35.611	30.853	34.982	29.776
8	1	1:31.946	29.080	33.715	29.151	16	1	1:35.959	30.980	34.991	29.988

57 Dirk Schouten (NLD) ()						Theoretische Bestzeit: 1:31.255					
Lap	D	Time	S1	S2	S3	Lap	D	Time	S1	S2	S3
1	1	1:39.491	35.436	34.403	29.652	9	1	1:31.885	29.396	33.239	29.250
2	1	2:17.441	33.010	52.556	51.875	10	1	1:31.470	29.059	33.396	29.015
3	1	3:07.132	56.958	1:06.472	1:03.702	11	1	1:46.781	29.077	40.097	37.607
4	1	2:47.535	54.965	58.911	53.659	12	1	3:02.211	56.057	1:10.963	55.191
5	1	2:31.557	49.666	57.610	44.281	13	1	2:36.185	55.007	57.688	43.490
6	1	2:09.913	41.521	46.211	42.181	14	1	1:32.096	29.338	33.680	29.078
7	1	1:32.594	29.314	33.664	29.616	15	1	1:31.375	29.001	33.271	29.103
8	1	1:31.960	29.225	33.574	29.161	16	1	1:31.482	29.008	33.405	29.069

75 Etienne Ploenes (GER) ()						Theoretische Bestzeit: 1:32.557					
Lap	D	Time	S1	S2	S3	Lap	D	Time	S1	S2	S3
1	1	1:42.904	37.076	35.831	29.997	9	1	1:32.557	29.437	33.733	29.387
2	1	2:22.516	35.012	52.686	54.818	10	1	1:33.321	29.510	33.999	29.812
3	1	3:03.353	54.285	1:05.724	1:03.344	11	1	1:42.717	29.517	38.761	34.439
4	1	2:47.010	56.744	58.068	52.198	12	1	3:02.407	55.946	1:10.926	55.535
5	1	2:32.552	52.185	56.507	43.860	13	1	2:34.929	54.534	57.098	43.297
6	1	2:07.147	40.829	45.926	40.392	14	1	1:38.668	30.602	36.053	32.013
7	1	1:33.557	29.730	34.329	29.498	15	1	1:34.148	30.113	34.052	29.983
8	1	1:32.951	29.532	33.883	29.536	16	1	1:34.118	30.412	33.983	29.723

92 Bertrand Baguette (BEL) ()						Theoretische Bestzeit: 1:31.343					
Lap	D	Time	S1	S2	S3	Lap	D	Time	S1	S2	S3
1	1	1:38.373	34.917	33.842	29.614	9	1	1:31.726	29.148	33.391	29.187
2	1	2:16.910	32.839	52.328	51.743	10	1	1:31.578	29.088	33.318	29.172
3	1	3:06.855	56.943	1:06.591	1:03.321	11	1	1:47.002	29.021	40.310	37.671
4	1	2:47.950	55.024	59.015	53.911	12	1	3:02.404	56.304	1:10.947	55.153
5	1	2:31.390	49.165	58.096	44.129	13	1	2:36.590	54.862	58.003	43.725
6	1	2:10.843	41.995	46.535	42.313	14	1	1:31.620	29.177	33.259	29.184
7	1	1:32.689	29.270	33.803	29.616	15	1	1:31.375	29.032	33.189	29.154
8	1	1:31.508	29.109	33.216	29.183	16	1	1:31.403	29.026	33.244	29.133

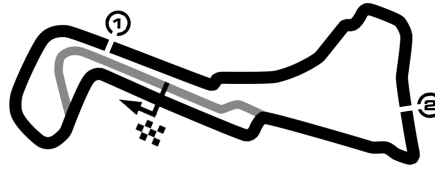
93 Jaime Font (ESP) ()						Theoretische Bestzeit: 1:33.386					
Lap	D	Time	S1	S2	S3	Lap	D	Time	S1	S2	S3
1	1	1:49.134	38.709	36.843	33.582	9	1	1:33.785	29.615	34.202	29.968
2	1	2:24.307	35.252	49.265	59.790	10	1	1:34.426	29.910	34.470	30.046
3	1	2:59.018	52.300	1:03.278	1:03.440	11	1	1:57.519	33.151	51.771	32.597
4	1	2:47.358	57.637	57.632	52.089	12	1	2:45.737	40.180	1:10.158	55.399
5	1	2:31.533	51.488	56.665	43.380	13	1	2:32.940	54.551	56.365	42.024
6	1	2:05.726	40.788	45.765	39.173	14	1	1:36.091	30.537	35.342	30.212
7	1	1:33.949	29.888	34.492	29.569	15	1	1:35.819	31.513	34.433	29.873
8	1	1:33.822	29.647	34.353	29.822						

VOLUMEX BELGIAN TRUCK GRAND PRIX

Circuit Zolder, length 4000 m

09. - 10. September 2023

Porsche Carrera Cup Benelux



PORSCHE
CARRERA CUP
BENELUX

Lap Analysis race 2, 10.09.2023

777 Sam Dejonghe (BEL) ()

Theoretische Bestzeit: 1:31.656

Lap	D	Time	S1	S2	S3	Lap	D	Time	S1	S2	S3
1	1	1:40.869	36.222	35.172	29.475	9	1	1:33.810	29.533	34.995	29.282
2	1	2:20.785	34.144	53.124	53.517	10	1	1:33.668	29.394	34.695	29.579
3	1	3:05.055	54.808	1:06.533	1:03.714	11	1	1:42.706	30.263	38.078	34.365
4	1	2:47.378	55.051	58.972	53.355	12	1	3:02.055	56.129	1:10.851	55.075
5	1	2:31.317	50.287	57.309	43.721	13	1	2:35.973	55.125	57.561	43.287
6	1	2:08.976	41.348	46.287	41.341	14	1	1:33.074	29.976	33.757	29.341
7	1	1:32.991	29.505	34.248	29.238	15	1	1:32.187	29.229	33.655	29.303
8	1	1:31.838	29.172	33.484	29.182	16	1	1:31.934	29.304	33.630	29.000

911 Luc Vanderfeesten (BEL) ()

Theoretische Bestzeit: 1:34.623

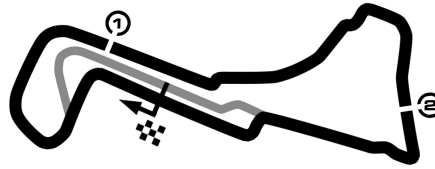
Lap	D	Time	S1	S2	S3	Lap	D	Time	S1	S2	S3
1	1	2:31.079	1:19.598	36.476	35.005	9	1	1:35.797	30.116	35.347	30.334
2	1	1:50.104	30.538	35.758	43.808	10	1	1:36.257	30.079	35.466	30.712
3	1	2:54.432	48.554	1:03.544	1:02.334	11	1	1:52.501	30.510	46.979	35.012
4	1	2:48.675	57.906	58.442	52.327	12	1	2:43.620	39.897	1:09.414	54.309
5	1	2:30.988	51.156	56.193	43.639	13	1	2:32.962	55.510	56.097	41.355
6	1	2:04.573	39.560	46.675	38.338	14	1	1:36.950	31.137	35.795	30.018
7	1	1:36.430	30.933	35.572	29.925	15	1	1:36.350	31.097	35.392	29.861
8	1	1:34.837	29.998	34.780	30.059	16	1	1:36.327	30.961	35.521	29.845

VOLUMEX BELGIAN TRUCK GRAND PRIX

Circuit Zolder, length 4000 m

09. - 10. September 2023

Porsche Carrera Cup Benelux



PORSCHE
CARRERA CUP
BENELUX

Best Sector Times race 2

Pos.	sector 1			sector 2			sector 3			theoretical and best lap time				
	No	Driver	Time	No	Driver	Time	No	Driver	Time	No	Driver	theoretical	Best	Pos
1	15	van Parijs G.	28.920	15	van Parijs G.	33.058	15	van Parijs G.	28.778	15	van Parijs G.	1:30.756	1:30.756	
2	56	Antonel Q.	28.978	92	Baguette B.	33.189	777	Dejonghe S.	29.000	57	Schouten D.	1:31.255	1:31.375	
3	57	Schouten D.	29.001	16	Schuring F.	33.194	57	Schouten D.	29.015	92	Baguette B.	1:31.343	1:31.375	
4	92	Baguette B.	29.021	57	Schouten D.	33.239	21	Norden S.	29.104	16	Schuring F.	1:31.461	1:31.628	
5	16	Schuring F.	29.107	21	Norden S.	33.434	9	Koen R.	29.115	777	Dejonghe S.	1:31.656	1:31.838	
6	46	de Haan R.	29.126	9	Koen R.	33.446	92	Baguette B.	29.133	21	Norden S.	1:31.833	1:32.129	
7	777	Dejonghe S.	29.172	777	Dejonghe S.	33.484	56	Antonel Q.	29.151	56	Antonel Q.	1:31.844	1:31.946	
8	42	Chassang C.	29.198	3	Knutsson R.	33.534	16	Schuring F.	29.160	9	Koen R.	1:31.910	1:32.157	
9	21	Norden S.	29.295	42	Chassang C.	33.550	3	Knutsson R.	29.223	46	de Haan R.	1:31.959	1:32.022	
10	9	Koen R.	29.349	46	de Haan R.	33.591	42	Chassang C.	29.239	42	Chassang C.	1:31.987	1:33.265	
11	3	Knutsson R.	29.372	56	Antonel Q.	33.715	46	de Haan R.	29.242	3	Knutsson R.	1:32.129	1:32.220	
12	75	Ploenes E.	29.437	75	Ploenes E.	33.733	12	Rosenberg M.	29.338	75	Ploenes E.	1:32.557	1:32.557	
13	37	Weijs Jr H.	29.497	37	Weijs Jr H.	33.964	37	Weijs Jr H.	29.385	37	Weijs Jr H.	1:32.846	1:33.362	
14	13	Vinyes J.	29.508	13	Vinyes J.	34.135	75	Ploenes E.	29.387	12	Rosenberg M.	1:33.200	1:33.348	
15	12	Rosenberg M.	29.517	93	Font J.	34.202	93	Font J.	29.569	13	Vinyes J.	1:33.357	1:33.451	
16	93	Font J.	29.615	12	Rosenberg M.	34.345	13	Vinyes J.	29.714	93	Font J.	1:33.386	1:33.785	
17	911	Vanderfeesten L.	29.998	911	Vanderfeesten L.	34.780	911	Vanderfeesten L.	29.845	911	Vanderfeesten L.	1:34.623	1:34.837	
18	11	Geerts A.	30.086	11	Geerts A.	34.839	11	Geerts A.	29.868	11	Geerts A.	1:34.793	1:35.026	
19	8	Mason A.	00.000	8	Mason A.	00.000	8	Mason A.	00.000	8	Mason A.	00.000	00.000	
20	14	van Eijndhoven L.	00.000	14	van Eijndhoven L.	00.000	14	van Eijndhoven L.	00.000	14	van Eijndhoven L.	00.000	00.000	