

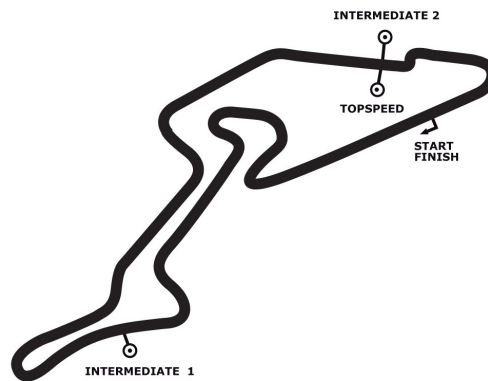
PORSCHE

**CARRERA CUP
BENELUX**

**SPRINT CHALLENGE
BENELUX**

DTM Nürburgring GP

qualifying 2



Nürburgring GP 5148 m

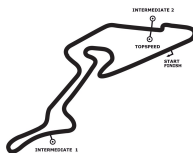
11. - 13.09.2020

DTM Nürburgring GP

Nürburgring GP, length 5148 m

11. - 13.09.2020

Porsche Carrera Cup Benelux



PORSCHE

**CARRERA CUP
BENELUX**

**SPRINT CHALLENGE
BENELUX**

Result qualifying 2, 12.09.2020

DMSB-Reg.No.: R-11392/20

POS.	No.	CL.	Entrant / Licence Driver / Nation / Licence	Team Car	Laps	Besttime	Gap	km/h fastest
1	14	PRO	Team GP Elite (NLD) / 359 Morris Schuring / NLD / 43838	Team GP Elite GT3 Cup	5	2:01.242		152.858
2	4	PRO	Bas Koeten Racing (NLD) / 34220 Loek Hartog / NLD / 40970	Bas Koeten Racing GT3 Cup	6	2:01.330	0.088	152.747
3	6	PAM	Black Falcon (DEU) / BIF1112500 Carlos Rivas / LUX / A 1343	Black Falcon GT3 Cup	6	2:02.534	1.292	151.246
4	11	PAM	Tijn Jilesen (NLD) / 37343 Tijn Jilesen / NLD / 37343	PG Motorsport GT3 Cup	6	2:02.662	1.420	151.088
5	9	AM	Jean Pierre Verhoeven (NLD) / 43082 Jean-Pierre Verhoeven / NLD / 14333 Jaxon Verhoeven / NLD / 43082	Speedlover GT3 Cup	6	2:02.904	1.662	150.791
6	63	PAM	EMG Motorsport (BEL) / 20982 Nicolas Vandierendonck / BEL / 907305	EMG Motorsport GT3 Cup	6	2:03.151	1.909	150.488
7	140	PAM	Huub van Eijndhoven (NLD) / 31818 Huub van Eijndhoven / NLD / 31818	JW Raceservice GT3 Cup	6	2:03.387	2.145	150.201
8	919	PAM	Michael Cool (BEL) / 902353 Michael Cool / BEL / 902353	NGT Racing GT3 Cup	6	2:04.595	3.353	148.744
9	5	PAM	Bas Koeten Racing (NLD) / 34220 Bas Barenbrug / NLD / 9291	Bas Koeten Racing GT3 Cup	7	2:05.885	4.643	147.220
10	69	GT4	Team GP Elite (NLD) / 359 Thierry Vermeulen / NLD / 49530	Team GP Elite GT4	6	2:08.811	7.569	143.876
11	72	GT4	Team GP Elite (NLD) / 359 Steven van Rhee / NLD / 46387	Team GP Elite GT4	6	2:09.106	7.864	143.547
12	71	GT4	Team GP Elite (NLD) / 359 Alexander Goddijn / NLD / 46378	Team GP Elite GT4	6	2:09.760	8.518	142.824
13	700	GT4	Sven van Laere (BEL) / 700701 Sven van Laere / BEL / 700701 Ayrton Redant / BEL / 913275	Redant Racing GT4	6	2:13.240	11.998	139.093

time for qualification: 0.000

CARS # 5, 11, 140 & 919 - CANCELLATION OF RELEVANT LAP TIMES (TRACK LIMITS)

Subject to final scrutineering !

Issued:

Clerk of the Course:

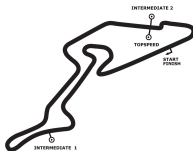
Timekeeper:

DTM Nürburgring GP

Nürburgring GP, length 5148 m

11. - 13.09.2020

Porsche Carrera Cup Benelux



PORSCHE

**CARRERA CUP
BENELUX**

**SPRINT CHALLENGE
BENELUX**

Lap by Lap qualifying 2, 12.09.2020

DMSB-Reg.No.: R-11392/20

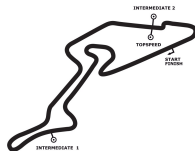
4 Loek Hartog , GT3 Cup / NLD													
1	5:09.488	2	2:10.348	3	2:01.776	4	2:01.330	5	2:10.087	pit	2:25.828		
5 Bas Barenbrug , GT3 Cup / NLD													
1	4:10.671	2	2:15.211	3	2:08.478	4	2:07.002	5	2:06.112	6	2:05.885	pit	2:19.660
6 Carlos Rivas , GT3 Cup / LUX													
1	5:28.551	2	2:08.673	3	2:02.950	4	2:02.534	5	2:05.497	6	2:03.825		
9 Jean-Pierre Verhoeven - Jaxon Verhoeven , GT3 Cup / NLD													
1	5:16.832	2	2:07.737	3	2:03.724	4	2:02.904	5	2:02.959	pit	2:10.482		
11 Tijn Jilesen , GT3 Cup / NLD													
1	5:15.450	2	2:05.818	3	2:03.384	4	2:02.662	5	2:02.465	pit	2:31.435		
14 Morris Schuring , GT3 Cup / NLD													
1	5:52.520	2	2:07.326	3	2:02.069	4	2:01.242	pit	2:09.166				
63 Nicolas Vandierendonck , GT3 Cup / BEL													
1	3:54.431	2	2:09.092	3	2:04.061	4	2:03.542	5	2:03.151	pit	2:23.450		
69 Thierry Vermeulen , GT4 / NLD													
1	4:29.981	2	2:09.727	3	2:09.640	4	2:08.951	5	2:18.450	6	2:08.811		
71 Alexander Goddijn , GT4 / NLD													
1	4:03.073	2	2:13.049	3	2:21.893	4	2:09.760	5	2:20.845	pit	2:17.067		
72 Steven van Rhee , GT4 / NLD													
1	4:39.329	2	2:18.895	3	2:09.453	4	2:09.106	5	2:10.085	6	2:09.646		
140 Huub van Eijndhoven , GT3 Cup / NLD													
1	4:23.181	2	2:04.008	3	2:19.388	4	2:03.387	5	2:19.322	6	2:03.254		
700 Sven van Laere - Ayrton Redant , GT4 / BEL													
1	4:01.653	2	2:17.135	3	2:13.556	4	2:14.649	5	2:13.240	6	2:13.724		
919 Michael Cool , GT3 Cup / BEL													
1	3:38.700	2	4:09.793	3	2:06.188	4	2:04.871	5	2:07.902	6	2:04.595		

DTM Nürburgring GP

Nürburgring GP, length 5148 m

11. - 13.09.2020

Porsche Carrera Cup Benelux



PORSCHE

CARRERA CUP
BENELUX

SPRINT CHALLENGE
BENELUX

Lap Analysis qualifying 2, 12.09.2020

DMSB-Reg.No.: R-11392/20

4 Loek Hartog , GT3 Cup, PRO

theoretical besttime: 2:01.287

Lap	D	Time	S1	V1	S2	V2	S3	V3	Vmax	Lap	D	Time	S1	V1	S2	V2	S3	V3	Vmax
1	0	5:09.488	0.000	146	55.522	151	26.599	184	151	4	0	2:01.330	55.840	219	43.905	241	21.585	188	241
2	0	2:10.348	59.602	187	47.099	162	23.647	189	162	5	0	2:10.087	56.511	202	50.266	127	23.310	189	127
3	0	2:01.776	56.324	218	43.862	240	21.590	188	240	6	0	2:25.828	1:03.122	108	51.892	188	0.000		188

5 Bas Barenbrug , GT3 Cup, PRO AM

theoretical besttime: 2:05.762

Lap	D	Time	S1	V1	S2	V2	S3	V3	Vmax	Lap	D	Time	S1	V1	S2	V2	S3	V3	Vmax
1	0	4:10.671	0.000	152	53.019	108	25.814	182	108	5	0	2:06.112	57.851	210	45.337	240	22.924	186	240
2	0	2:15.211	1:01.749	198	49.779	183	23.683	185	183	6	0	2:05.885	57.974	210	45.281	240	22.630	186	240
3	0	2:08.478	58.550	201	46.703	216	23.225	187	216	7	0	2:19.660	58.532	210	45.845	234	0.000		234
4	0	2:07.002	58.330	212	45.596	240	0.000	188	240										

6 Carlos Rivas , GT3 Cup, PRO AM

theoretical besttime: 2:02.534

Lap	D	Time	S1	V1	S2	V2	S3	V3	Vmax	Lap	D	Time	S1	V1	S2	V2	S3	V3	Vmax
1	0	5:28.551	0.000	158	47.735	237	22.640	186	237	4	0	2:02.534	56.495	219	44.183	242	21.856	188	242
2	0	2:08.673	58.407	206	46.364	237	23.902	189	237	5	0	2:05.497	57.107	205	45.928	241	22.462	190	241
3	0	2:02.950	56.717	218	44.259	242	21.974	188	242	6	0	2:03.825	56.912	217	44.444	242	22.469	189	242

9 Jean-Pierre Verhoeven / Jaxon Verhoeven , GT3 Cup, AM

theoretical besttime: 2:02.610

Lap	D	Time	S1	V1	S2	V2	S3	V3	Vmax	Lap	D	Time	S1	V1	S2	V2	S3	V3	Vmax
1	0	5:16.832	0.000	161	52.573	233	23.682	185	233	4	0	2:02.904	56.557	221	44.283	242	22.064	188	242
2	0	2:07.737	59.125	179	46.248	241	22.364	188	241	5	0	2:02.959	56.361	223	44.362	242	22.236	189	242
3	0	2:03.724	57.005	220	44.559	242	22.160	188	242	6	0	2:10.482	56.754	222	44.185	232	0.000		232

11 Tijn Jilesen , GT3 Cup, PRO AM

theoretical besttime: 2:02.510

Lap	D	Time	S1	V1	S2	V2	S3	V3	Vmax	Lap	D	Time	S1	V1	S2	V2	S3	V3	Vmax
1	0	5:15.450	0.000	157	49.312	235	23.130	184	235	4	0	2:02.662	56.809	219	44.081	240	21.772	188	240
2	0	2:05.818	57.961	213	45.316	239	22.541	188	239	5	0	2:02.465	56.731	219	44.007	241	0.000	187	241
3	0	2:03.384	57.187	219	44.430	240	0.000	188	240	6	0	2:31.435	1:06.692	113	55.501	177	0.000		177

14 Morris Schuring , GT3 Cup, PRO

theoretical besttime: 2:01.242

Lap	D	Time	S1	V1	S2	V2	S3	V3	Vmax	Lap	D	Time	S1	V1	S2	V2	S3	V3	Vmax
1	0	5:52.520	0.000	173	49.371	196	23.817	183	196	4	0	2:01.242	55.920	216	43.649	244	21.673	189	244
2	0	2:07.326	58.525	209	46.185	221	22.616	189	221	5	0	2:09.166	56.144	218	44.143	242	0.000		242
3	0	2:02.069	56.481	215	43.837	243	21.751	189	243										

63 Nicolas Vandierendonck , GT3 Cup, PRO AM

theoretical besttime: 2:03.047

Lap	D	Time	S1	V1	S2	V2	S3	V3	Vmax	Lap	D	Time	S1	V1	S2	V2	S3	V3	Vmax
1	0	3:54.431	0.000	171	55.091	151	25.175	183	151	4	0	2:03.542	56.979	218	44.535	242	22.028	188	242
2	0	2:09.092	59.109	213	46.904	206	23.079	187	206	5	0	2:03.151	56.572	220	44.494	242	22.085	189	242
3	0	2:04.061	57.100	219	44.980	241	21.981	187	241	6	0	2:23.450	1:03.268	207	47.128	227	0.000		227

69 Thierry Vermeulen , GT4, GT4

theoretical besttime: 2:08.733

Lap	D	Time	S1	V1	S2	V2	S3	V3	Vmax	Lap	D	Time	S1	V1	S2	V2	S3	V3	Vmax
1	0	4:29.981	0.000	112	59.514	171	27.294	171	171	4	0	2:08.951	59.208	204	46.645	222	23.098	170	222
2	0	2:09.727	59.792	204	46.836	222	23.099	170	222	5	0	2:18.450	1:05.972	204	47.420	203	25.058	171	203
3	0	2:09.640	59.792	204	46.928	221	22.920	169	221	6	0	2:08.811	59.238	204	46.693	222	22.880	170	222

71 Alexander Goddijn , GT4, GT4

theoretical besttime: 2:09.682

Lap	D	Time	S1	V1	S2	V2	S3	V3	Vmax	Lap	D	Time	S1	V1	S2	V2	S3	V3	Vmax
1	0	4:03.073	0.000	195	53.218	218	24.932	168	218	4	0	2:09.760	59.683	204	46.600	222	23.477	171	222
2	0	2:13.049	1:01.437	202	48.213	220	23.399	171	220	5	0	2:20.845	1:04.982	155	51.426	167	24.437	170	167
3	0	2:21.893	1:04.345	168	51.339	179	26.209	172	179	6	0	2:17.067	59.982	204	47.501	215	0.000		215

72 Steven van Rhee , GT4, GT4

theoretical besttime: 2:09.032

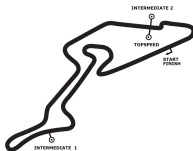
Lap	D	Time	S1	V1	S2	V2	S3	V3	Vmax	Lap	D	Time	S1	V1	S2	V2	S3	V3	Vmax
1	0	4:39.329	0.000	186	1:00.288	104	26.024	141	104	4	0	2:09.106	59.431	203	46.520	220	23.155	171	220
2	0	2:18.895	1:08.356	201	47.346	219	23.193	170	219	5	0	2:10.085	59.933	202	47.071	219	23.081	169	219
3	0	2:09.453	59.697	203	46.612	220	23.144	170	220	6	0	2:09.646	59.911	203	46.625	219	23.110	170	219

DTM Nürburgring GP

Nürburgring GP, length 5148 m

11. - 13.09.2020

Porsche Carrera Cup Benelux



PORSCHE

CARRERA CUP
BENELUX

SPRINT CHALLENGE
BENELUX

Lap Analysis qualifying 2, 12.09.2020

DMSB-Reg.No.: R-11392/20

140 Huub van Eindhoven , GT3 Cup, PRO AM

theoretical besttime: **2:03.135**

Lap	D	Time	S1	V1	S2	V2	S3	V3	Vmax	Lap	D	Time	S1	V1	S2	V2	S3	V3	Vmax
1	0	4:23.181	0.000	149	55.782	128	26.400	186	128	4	0	2:03.387	56.838	220	44.534	241	22.015	188	241
2	0	2:04.008	57.468	219	44.545	241	0.000	187	241	5	0	2:19.322	1:11.186	172	45.758	240	22.378	187	240
3	0	2:19.388	1:06.117	126	49.989	144	23.282	187	144	6	0	2:03.254	56.684	219	44.436	241	0.000	187	241

700 Sven van Laere / Ayrton Redant , GT4, GT4

theoretical besttime: **2:12.891**

Lap	D	Time	S1	V1	S2	V2	S3	V3	Vmax	Lap	D	Time	S1	V1	S2	V2	S3	V3	Vmax
1	1	4:01.653	0.000	180	57.267	213	25.687	169	213	4	1	2:14.649	1:01.791	203	48.434	220	24.424	170	220
2	1	2:17.135	1:02.743	174	50.036	221	24.356	168	221	5	1	2:13.240	1:00.684	203	48.516	219	24.036	168	219
3	1	2:13.556	1:00.977	203	48.772	219	23.807	169	219	6	1	2:13.724	1:01.022	202	48.396	220	24.306	168	220

919 Michael Cool , GT3 Cup, PRO AM

theoretical besttime: **2:04.372**

Lap	D	Time	S1	V1	S2	V2	S3	V3	Vmax	Lap	D	Time	S1	V1	S2	V2	S3	V3	Vmax
1	0	3:38.700	0.000		0.000	166	0.000		166	4	0	2:04.871	57.698	221	44.837	240	22.336	187	240
2	0	4:09.793	2:59.170	187	47.680	237	22.943	186	237	5	0	2:07.902	57.642	220	47.660	240	22.600	188	240
3	0	2:06.188	58.431	214	45.477	240	0.000	187	240	6	0	2:04.595	57.466	221	45.060	241	22.069	187	241

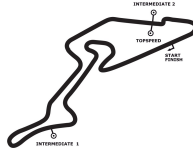
DTM Nürburgring GP

Nürburgring GP, length 5148 m

11. - 13.09.2020

Porsche Carrera Cup Benelux

Topspeed qualifying 2, 12.09.2020



PORSCHE

CARRERA CUP
BENELUX

SPRINT CHALLENGE
BENELUX

DMSB-Reg.No.: R-11392/20

Car No.	Driver	Make	Speed km/h
14	Morris Schuring	GT3 Cup	244
9	Jean-Pierre Verhoeven	GT3 Cup	242
6	Carlos Rivas	GT3 Cup	242
63	Nicolas Vandierendonck	GT3 Cup	242
4	Loek Hartog	GT3 Cup	241
919	Michael Cool	GT3 Cup	241
11	Tijn Jilesen	GT3 Cup	241
140	Huub van Eijndhoven	GT3 Cup	241
5	Bas Barenbrug	GT3 Cup	240
69	Thierry Vermeulen	GT4	222
71	Alexander Goddijn	GT4	222
700	Sven van Laere	GT4	221
72	Steven van Rhee	GT4	220

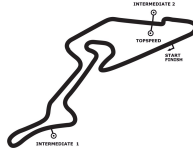
DTM Nürburgring GP

Nürburgring GP, length 5148 m

11. - 13.09.2020

Porsche Carrera Cup Benelux

Best Sector Times qualifying 2



PORSCHE

**CARRERA CUP
BENELUX**

**SPRINT CHALLENGE
BENELUX**

DMSB-Reg.No.: R-11392/20

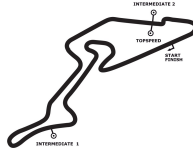
sector 1			sector 2			sector 3			theoretical and best lap time					
Pos.	No	Driver	Time	No	Driver	Time	No	Driver	Time	No	Driver	theoretical	Best	Pos
1	4	Hartog L.	55.840	14	Schuring M.	43.649	4	Hartog L.	21.585	14	Schuring M.	2:01.242	2:01.242	1
2	14	Schuring M.	55.920	4	Hartog L.	43.862	14	Schuring M.	21.673	4	Hartog L.	2:01.287	2:01.330	2
3	9	Verhoeven-Verhoeve	56.361	11	Jilesen T.	44.007	11	Jilesen T.	21.772	11	Jilesen T.	2:02.510	2:02.662	4
4	6	Rivas C.	56.495	6	Rivas C.	44.183	6	Rivas C.	21.856	6	Rivas C.	2:02.534	2:02.534	3
5	63	Vandierendonck N.	56.572	9	Verhoeven-Verhoeve	44.185	63	Vandierendonck N.	21.981	9	Verhoeven-Verhoeve	2:02.610	2:02.904	5
6	140	van Eijndhoven H.	56.684	140	van Eijndhoven H.	44.436	140	van Eijndhoven H.	22.015	63	Vandierendonck N.	2:03.047	2:03.151	6
7	11	Jilesen T.	56.731	63	Vandierendonck N.	44.494	9	Verhoeven-Verhoeve	22.064	140	van Eijndhoven H.	2:03.135	2:03.387	7
8	919	Cool M.	57.466	919	Cool M.	44.837	919	Cool M.	22.069	919	Cool M.	2:04.372	2:04.595	8
9	5	Barenbrug B.	57.851	5	Barenbrug B.	45.281	5	Barenbrug B.	22.630	5	Barenbrug B.	2:05.762	2:05.885	9
10	69	Vermeulen T.	59.208	72	van Rhee S.	46.520	69	Vermeulen T.	22.880	69	Vermeulen T.	2:08.733	2:08.811	10
11	72	van Rhee S.	59.431	71	Goddijn A.	46.600	72	van Rhee S.	23.081	72	van Rhee S.	2:09.032	2:09.106	11
12	71	Goddijn A.	59.683	69	Vermeulen T.	46.645	71	Goddijn A.	23.399	71	Goddijn A.	2:09.682	2:09.760	12
13	700	van Laere-Redant	1:00.688	700	van Laere-Redant	48.396	700	van Laere-Redant	23.807	700	van Laere-Redant	2:12.891	2:13.240	13

DTM Nürburgring GP

Nürburgring GP, length 5148 m

11. - 13.09.2020

Porsche Carrera Cup Benelux



PORSCHE

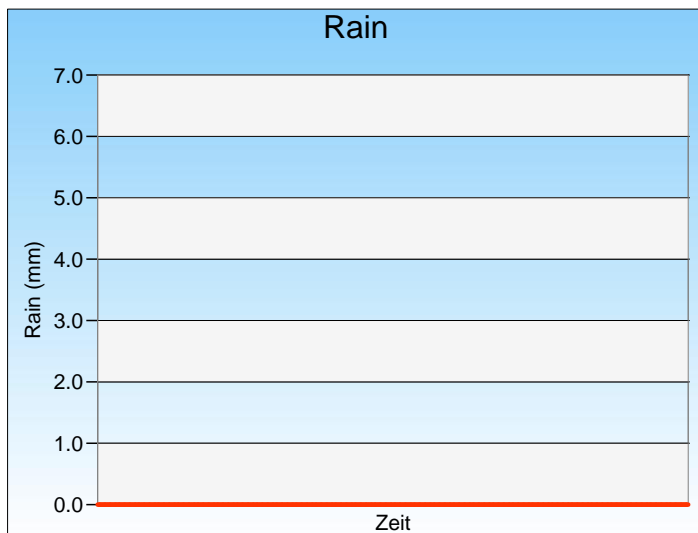
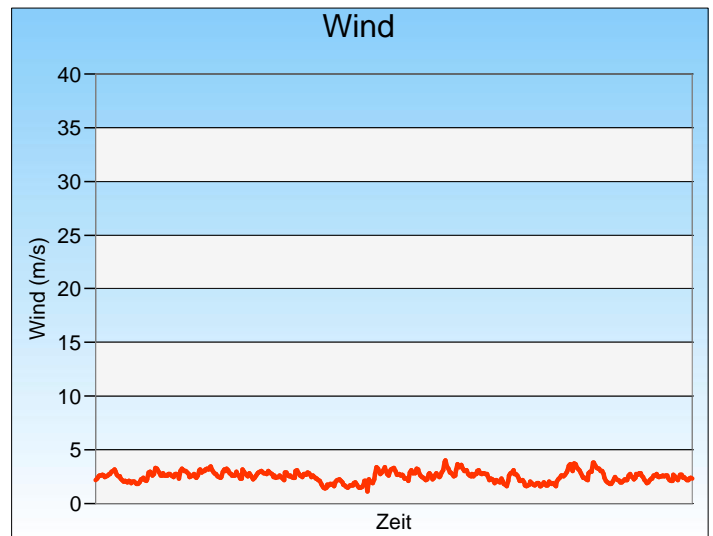
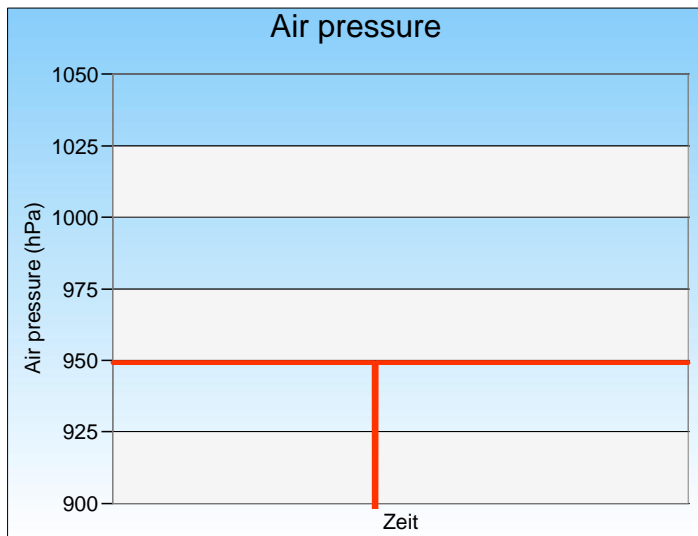
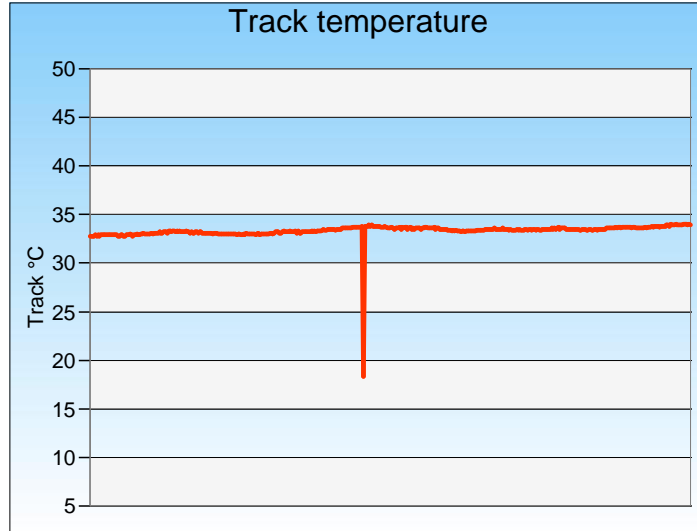
CARRERA CUP
BENELUX

SPRINT CHALLENGE
BENELUX

Weather qualifying 2

DMSB -Reg.No.: R-11392/20

12.09.2020, 12:10:00 - 12:25:00



Weather:

