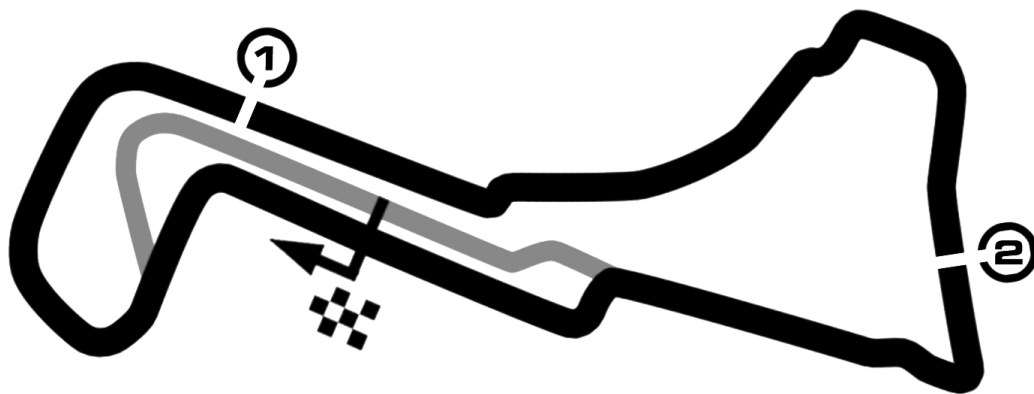


**PORSCHE**

**CARRERA CUP  
BENELUX**

# **VOLUMEX BELGIAN TRUCK GRAND PRIX**

**race 1**



**Circuit Zolder 4000 m**

**09. - 10. September 2023**

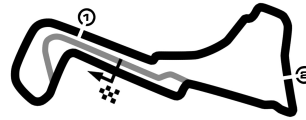


# VOLUMEX BELGIAN TRUCK GRAND PRIX

Circuit Zolder, length 4000 m

09. - 10. September 2023

Porsche Carrera Cup Benelux



**PORSCHE**  
CARRERA CUP  
BENELUX

## PROVISIONAL Result race 1

started : 23

classified : 23

not classified : 0

Pos	No.	Cl.	Entrant Name	License License	Team/Sponsor Make	Lap	Total kmh	GAP Diff.	fastest kmh	at Lap
1	46	PRO	Richardson Racing <b>Robert de Haan / NLD</b>	263670 <b>40204</b>	Richardson Racing	15	<b>41:32.452</b> 86.662		<b>1:30.780</b> 158.625	12
2	15	PRO	August by NGT <b>Glenn van Parijs / BEL</b>	916461 <b>907015</b>	AUGUST by NGT	15	<b>41:34.809</b> 86.580	02.357 02.357	<b>1:31.142</b> 157.995	12
3	9	PRO	JW Raceservice <b>Rik Koen / NLD</b>	50419003 <b>37545</b>	JW Raceservice	15	<b>41:34.949</b> 86.575	02.497 00.140	<b>1:31.306</b> 157.711	11
4	92	PRO	August by NGT <b>Bertrand Baguette / BEL</b>	916461 <b>900633</b>	AUGUST by NGT	15	<b>41:35.525</b> 86.555	03.073 00.576	<b>1:31.377</b> 157.589	13
5	57	PRO	Q1 Trackracing <b>Dirk Schouten / NLD</b>	913205 <b>49330</b>	Q1 Trackracing	15	<b>41:35.600</b> 86.552	03.148 00.075	<b>1:31.290</b> 157.739	13
6	16	PRO	Huber Racing <b>Flynt Schuring / NLD</b>	BA023 <b>43777</b>	Huber Racing	15	<b>41:35.981</b> 86.539	03.529 00.381	<b>1:31.298</b> 157.725	13
7	21	PRO-AM	Team GP Elite <b>Sacha Norden / NLD</b>	359015 <b>50145</b>	Team GP Elite	15	<b>41:36.197</b> 86.532	03.745 00.216	<b>1:31.474</b> 157.422	14
8	3	PRO	Revs Motorsport BV <b>Robin Knutsson / SWE</b>	28110003 <b>108123</b>	Revs Motorsport	15	<b>41:37.159</b> 86.498	04.707 00.962	<b>1:31.645</b> 157.128	13
9	14	PRO	JW Raceservice <b>Lucas van Eindhoven / NLD</b>	50419003 <b>44998</b>	JW Raceservice	15	<b>41:37.939</b> 86.471	05.487 00.780	<b>1:31.517</b> 157.348	13
10	56	PRO	Q1 Trackracing <b>Quentin Antonel / FRA</b>	913205 <b>301083</b>	Q1 Trackracing	15	<b>41:41.136</b> 86.361	08.684 03.197	<b>1:31.823</b> 156.823	14
11	8	PRO-AM	Revs Motorsport BV <b>Aaron Mason / GBR</b>	28110003 <b>223499</b>	Revs Motorsport	15	<b>41:44.620</b> 86.241	12.168 03.484	<b>1:32.220</b> 156.148	12
12	75	PRO	Revs Motorsport BV <b>Etienne Ploenes / GER</b>	28110003 <b>13470</b>	Revs Motorsport	15	<b>41:45.397</b> 86.214	12.945 00.777	<b>1:32.453</b> 155.755	12
13	37	PRO-AM	Hans Weijs Jr <b>Hans Weijs Jr / NLD</b>	27021 <b>27021</b>	Hans Weijs Motorsport	15	<b>41:46.722</b> 86.168	14.270 01.325	<b>1:32.828</b> 155.126	14
14	93	PRO-AM	Baporo Motorsport CA <b>Jaime Font / ESP</b>	EC-0025_ESP/ <b>ITB-0207-ESP</b>	Baporo Motorsport	15	<b>41:49.952</b> 86.057	17.500 03.230	<b>1:33.347</b> 154.263	13
15	12	PRO-AM	Team GP Elite <b>Maik Rosenberg / GER</b>	359015 <b>14532</b>	Team GP Elite	15	<b>41:50.210</b> 86.049	17.758 00.258	<b>1:33.283</b> 154.369	11
16	911	AM	Luc Vanderfeesten <b>Luc Vanderfeesten / BEL</b>	912352 <b>912352</b>	RedAnt Racing	15	<b>41:57.928</b> 85.785	25.476 07.718	<b>1:34.455</b> 152.454	15
17	42	AM	Team GP Elite <b>Cedric Chassang / NLD</b>	359015 <b>48754</b>	Team GP Elite	15	<b>41:58.450</b> 85.767	25.998 00.522	<b>1:32.269</b> 156.065	5
18	13	PRO-AM	Baporo Motorsport CA <b>Joan Vinyes / AND</b>	EC-0025_ESP/ <b>ITC CR 004 AND</b>	Baporo Motorsport	15	<b>41:58.818</b> 85.755	26.366 00.368	<b>1:33.506</b> 154.001	5
19	11	AM	JW Raceservice <b>Ad Geerts / NLD</b>	50419003 <b>34359</b>	JW Raceservice	15	<b>42:11.560</b> 85.323	39.108 12.742	<b>1:34.500</b> 152.381	12
20	36	AM	Ralph Poppelaars <b>Ralph Poppelaars / NLD</b>	49928 <b>49928</b>	Hans Weijs Motorsport	5	<b>10:32.473</b> 113.839	10 Runden	<b>1:32.856</b> 155.079	5
21	33	PRO-AM	DUWO RACING ASBL <b>Sebastien Lajoux / FRA</b>	A1655 <b>298575</b>	DUWO Racing	5	<b>10:34.495</b> 113.476	10 Runden 02.022	<b>1:33.379</b> 154.210	5
22	5	PRO	Richardson Racing <b>Micah Stanley / MON</b>	263670 <b>25</b>	Richardson Racing	5	<b>10:35.381</b> 113.318	10 Runden 00.886	<b>1:33.146</b> 154.596	5
0	777	PRO	Nationale Autoclub Excelsior <b>Sam Dejonghe / BEL</b>	298720 <b>902347</b>	RedAnt Racing	0	<b>00.000</b> 0.000	15 Runden	<b>00.000</b> 0.000	

fastest lap: 46 de Haan Robert 1:30.780 =158.625 km/h

Issued:

Clerk of the Course:

Timekeeper:

subject to final scrutineering



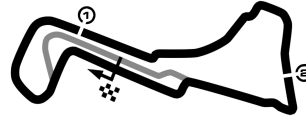
# VOLUMEX BELGIAN TRUCK GRAND PRIX

Circuit Zolder, length 4000 m

09. - 10. September 2023

Porsche Carrera Cup Benelux

## PROVISIONAL Result race 1, 10.09.2023



**PORSCHE**  
CARRERA CUP  
BENELUX

Pos	No.	Cl.	Entrant Driver, Place	Team Make	Lap	Time total	Interval GAP	Avg. Total	fastest Avg.	at Lap
-----	-----	-----	--------------------------	--------------	-----	------------	-----------------	---------------	-----------------	-----------

### AM

**Started: 4**      **Classified: 4**      **Not Classified: 0**

1	911	AM	Luc Vanderfeesten <b>Luc Vanderfeesten / BEL</b>	RedAnt Racing	15	<b>41:57.928</b>		85.785	1:34.455	15 152.454
2	42	AM	Team GP Elite <b>Cedric Chassang / NLD</b>	Team GP Elite	15	<b>41:58.450</b>	00.522	85.767	1:32.269	5 156.065
3	11	AM	JW Raceservice <b>Ad Geerts / NLD</b>	JW Raceservice	15	<b>42:11.560</b>	13.632	85.323	1:34.500	12 152.381
4	36	AM	Ralph Poppelaars <b>Ralph Poppelaars / NLD</b>	Hans Weijs Motorsport	5	<b>10:32.473</b>	10 Rd. 10 Rd.	113.839	1:32.856	5 155.079



# VOLUMEX BELGIAN TRUCK GRAND PRIX

Circuit Zolder, length 4000 m

09. - 10. September 2023

Porsche Carrera Cup Benelux

Result race 1, 10.09.2023



**PORSCHE**  
CARRERA CUP  
BENELUX

Pos	No.	Cl.	Entrant Driver, Place	Team Make	Lap	Time total	Interval GAP	Avg. Total	fastest Avg.	at Lap
<b>PRO</b>										
<b>Started: 12</b>			<b>Classified: 12</b>			<b>Not Classified: 0</b>				
1	46	PRO	Richardson Racing <b>Robert de Haan / NLD</b>	Richardson Racing	15	41:32.452		86.662	1:30.780	12 158.625
2	15	PRO	August by NGT <b>Glenn van Parijs / BEL</b>	AUGUST by NGT	15	41:34.809	02.357	86.580	1:31.142	12 157.995
3	9	PRO	JW Raceservice <b>Rik Koen / NLD</b>	JW Raceservice	15	41:34.949	02.497	86.575	1:31.306	11 157.711
4	92	PRO	August by NGT <b>Bertrand Baguette / BEL</b>	AUGUST by NGT	15	41:35.525	03.073	86.555	1:31.377	13 157.589
5	57	PRO	Q1 Trackracing <b>Dirk Schouten / NLD</b>	Q1 Trackracing	15	41:35.600	03.148	86.552	1:31.290	13 157.739
6	16	PRO	Huber Racing <b>Flynt Schuring / NLD</b>	Huber Racing	15	41:35.981	03.529	86.539	1:31.298	13 157.725
7	3	PRO	Revs Motorsport BV <b>Robin Knutsson / SWE</b>	Revs Motorsport	15	41:37.159	04.707	86.498	1:31.645	13 157.128
8	14	PRO	JW Raceservice <b>Lucas van Eijndhoven / NLD</b>	JW Raceservice	15	41:37.939	05.487	86.471	1:31.517	13 157.348
9	56	PRO	Q1 Trackracing <b>Quentin Antonel / FRA</b>	Q1 Trackracing	15	41:41.136	08.684	86.361	1:31.823	14 156.823
10	75	PRO	Revs Motorsport BV <b>Etienne Ploenes / GER</b>	Revs Motorsport	15	41:45.397	12.945	86.214	1:32.453	12 155.755
11	5	PRO	Richardson Racing <b>Micah Stanley / MON</b>	Richardson Racing	5	10:35.381	10 Rd.	113.318	1:33.146	5 154.596
12	777	PRO	Nationale Autoclub Excelsior <b>Sam Dejonghe / BEL</b>	RedAnt Racing	0	00.000	15 Rd. 5 Rd.	0.000	00.000	00.000



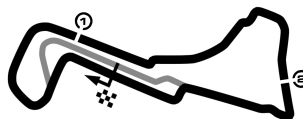
# VOLUMEX BELGIAN TRUCK GRAND PRIX

Circuit Zolder, length 4000 m

09. - 10. September 2023

Porsche Carrera Cup Benelux

Result race 1, 10.09.2023



PORSCHE

CARRERA CUP  
BENELUX

Pos	No.	Cl.	Entrant Driver, Place	Team Make	Lap	Time total	Interval GAP	Avg. Total	fastest Avg.	at Lap
-----	-----	-----	--------------------------	--------------	-----	------------	-----------------	---------------	-----------------	-----------

## PRO-AM

Started: 7      Classified: 7      Not Classified: 0

1	21	PRO-A	Team GP Elite <b>Sacha Norden / NLD</b>	Team GP Elite	15	41:36.197		86.532	1:31.474	14 157.422
2	8	PRO-A	Revs Motorsport BV <b>Aaron Mason / GBR</b>	Revs Motorsport	15	41:44.620	08.423	86.241	1:32.220	12 156.148
3	37	PRO-A	Hans Weijs Jr <b>Hans Weijs Jr / NLD</b>	Hans Weijs Motorsport	15	41:46.722	10.525	86.168	1:32.828	14 155.126
4	93	PRO-A	Baporo Motorsport CA <b>Jaime Font / ESP</b>	Baporo Motorsport	15	41:49.952	13.755	86.057	1:33.347	13 154.263
5	12	PRO-A	Team GP Elite <b>Maik Rosenberg / GER</b>	Team GP Elite	15	41:50.210	14.013	86.049	1:33.283	11 154.369
6	13	PRO-A	Baporo Motorsport CA <b>Joan Vinyes / AND</b>	Baporo Motorsport	15	41:58.818	22.621	85.755	1:33.506	5 154.001
7	33	PRO-A	DUWO RACING ASBL <b>Sebastien Lajoux / FRA</b>	DUWO Racing	5	10:34.495	10 Rd.	113.476	1:33.379	5 154.210

fastest lap: 46 de Haan Robert 1:30.780 =158.625 km/h

Issued:

Clerk of the Course:

Timekeeper:

subject to final scrutineering



Timekeeping and Dataservice: wige SOLUTIONS GmbH & Co. KG, Meckenheim (DEU)

Chief timekeeping: Tobias Kolzer, Heitersheim (DEU), tobias.kolzer@wige.de

Page 3

printed : 10.9.2023 - 13:02

Lapchart: Porsche Carrera Cup Benelux race 1

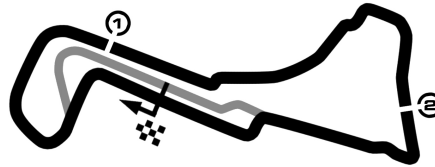
POS	1	2	3	4	5	6	7	8	9	10	11	12	13	14	15	16	17	18	19	20	21	22	23
LAP 1	15	46	9	92	57	16	21	14	56	3	8	75	37	13	36	42	33	93	911	5	12	11	
LAP 2	15	46	9	92	57	16	21	14	56	3	8	75	37	13	36	42	33	93	911	5	12	11	
LAP 3	15	46	9	92	57	16	21	14	56	3	8	75	37	13	36	42	33	93	911	5	12	11	
LAP 4	46	15	9	92	57	16	21	14	3	56	8	75	37	36	42	33	93	5	911	12	11	13	
LAP 5	46	15	9	92	57	16	21	14	3	56	8	75	37	36	42	33	5	93	12	911	11	13	
LAP 6	46	15	9	92	57	16	21	14	3	56	8	75	37	93	12	911	11	42	13				
LAP 7	46	15	9	92	57	16	21	14	3	56	8	75	37	93	12	911	11	42	13				
LAP 8	46.	15.	9.	92.	57.	16.	21.	14.	3.	56.	8.	75.	37.	93.	12.	911.	11.	42.	13.				
LAP 9	46	15	9	92	57	16	21	14	3	56	8	75	37	93	12	911	11	42	13				
LAP 10	46	15	9	92	57	16	21	3	14	8	56	75	37	93	12	911	11	42	13				
LAP 11	46	15	9	92	57	16	21	3	14	8	56	75	37	93	12	911	42	11	13				
LAP 12	46	15	9	92	57	16	21	3	14	8	56	75	37	93	12	911	42	11	13				
LAP 13	46	15	9	92	57	16	21	3	14	56	8	75	37	93	12	911	42	13	11				
LAP 14	46	15	9	92	57	16	21	3	14	56	8	75	37	93	12	911	42	13	11				
LAP 15	46	15	9	92	57	16	21	3	14	56	8	75	37	93	12	911	42	13	11				

# VOLUMEX BELGIAN TRUCK GRAND PRIX

Circuit Zolder, length 4000 m

09. - 10. September 2023

Porsche Carrera Cup Benelux



**PORSCHE**  
CARRERA CUP  
BENELUX

## Lap by Lap race 1, 10.09.2023

3 Robin Knutsson , PRO / SWE															
1	1:53.125	2	3:04.298	3	2:24.494	4	1:32.610	5	1:32.273	6	1:32.359	7	2:22.348	pit	4:43.981
9	13:18.975	10	1:33.478	11	1:31.834	12	1:31.713	13	<b>1:31.645</b>	14	1:31.973	15	1:32.053		

5 Micah Stanley , PRO / MON															
1	2:09.116	2	2:59.732	3	2:18.695	4	1:34.692	5	<b>1:33.146</b>						

8 Aaron Mason , PRO-AM / GBR															
1	1:54.074	2	3:04.749	3	2:23.505	4	1:34.028	5	1:32.581	6	1:33.040	7	2:23.268	pit	4:48.263
9	13:11.644	10	1:34.780	11	1:32.440	12	<b>1:32.220</b>	13	1:34.520	14	1:33.042	15	1:32.466		

9 Rik Koen , PRO / NLD															
1	1:46.723	2	3:04.774	3	2:27.647	4	1:32.368	5	1:32.505	6	1:31.621	7	2:20.884	pit	4:35.765
9	13:30.018	10	1:33.094	11	<b>1:31.306</b>	12	1:31.358	13	1:31.549	14	1:31.717	15	1:33.620		

11 Ad Geerts , AM / NLD															
1	2:10.456	2	3:00.916	3	2:17.414	4	1:35.891	5	1:34.823	6	1:40.000	7	2:17.566	pit	4:56.568
9	12:54.231	10	1:36.818	11	1:35.955	12	<b>1:34.500</b>	13	1:35.327	14	1:34.577	15	1:46.518		

12 Maik Rosenberg , PRO-AM / GER															
1	2:09.906	2	2:59.680	3	2:18.559	4	1:35.145	5	1:34.082	6	1:39.663	7	2:18.396	pit	4:51.848
9	12:59.586	10	1:35.660	11	<b>1:33.283</b>	12	1:33.729	13	1:33.305	14	1:33.617	15	1:33.751		

13 Joan Vinyes , PRO-AM / AND															
1	1:57.642	2	3:04.687	3	2:22.736	4	1:47.219	5	<b>1:33.506</b>	6	1:45.474	7	2:20.108	pit	4:50.131
9	12:47.384	10	1:36.581	11	1:35.562	12	1:34.489	13	1:34.239	14	1:34.468	15	1:34.592		

14 Lucas van Eijndhoven , PRO / NLD															
1	1:52.017	2	3:04.000	3	2:25.143	4	1:32.621	5	1:32.759	6	1:32.394	7	2:21.516	pit	4:43.132
9	13:20.655	10	1:34.106	11	1:31.983	12	1:31.738	13	<b>1:31.517</b>	14	1:31.825	15	1:32.533		

15 Glenn van Parijs , PRO / BEL															
1	1:45.312	2	3:04.511	3	2:28.456	4	1:32.858	5	1:32.253	6	1:31.537	7	2:20.681	pit	4:34.843
9	13:31.330	10	1:31.772	11	1:31.289	12	<b>1:31.142</b>	13	1:32.688	14	1:32.159	15	1:33.978		

16 Flynt Schuring , PRO / NLD															
1	1:50.537	2	3:04.015	3	2:25.546	4	1:32.831	5	1:32.471	6	1:31.907	7	2:21.667	pit	4:41.366
9	13:22.695	10	1:33.366	11	1:32.436	12	1:31.876	13	<b>1:31.298</b>	14	1:31.321	15	1:32.649		

21 Sacha Norden , PRO-AM / NLD															
1	1:51.434	2	3:03.909	3	2:25.373	4	1:32.864	5	1:32.249	6	1:31.966	7	2:21.880	pit	4:41.836
9	13:22.277	10	1:33.111	11	1:32.112	12	1:32.067	13	1:31.633	14	<b>1:31.474</b>	15	1:32.012		

33 Sebastien Lajoux , PRO-AM / FRA															
1	2:05.447	2	2:59.892	3	2:20.861	4	1:34.916	5	<b>1:33.379</b>						

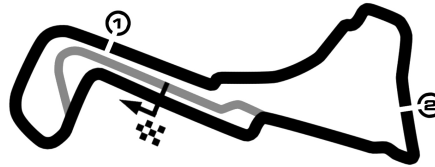
36 Ralph Poppelaars , AM / NLD															
1	2:04.308	2	2:59.055	3	2:22.136	4	1:34.118	5	<b>1:32.856</b>						

# VOLUMEX BELGIAN TRUCK GRAND PRIX

Circuit Zolder, length 4000 m

09. - 10. September 2023

Porsche Carrera Cup Benelux



**PORSCHE**  
CARRERA CUP  
BENELUX

## Lap by Lap race 1, 10.09.2023

37 Hans Weijs Jr , PRO-AM / NLD															
1	1:55.777	2	3:04.486	3	2:23.739	4	1:33.957	5	1:32.920	6	1:32.830	7	2:27.422	pit	4:48.217
9	13:06.707	10	1:35.350	11	1:33.293	12	1:32.874	13	1:33.164	14	<b>1:32.828</b>	15	1:33.158		

42 Cedric Chassang , AM / NLD															
1	2:04.985	2	2:58.892	3	2:21.754	4	1:34.927	5	<b>1:32.269</b>	6	1:54.608	7	2:12.057	pit	4:56.365
9	12:52.227	10	1:37.014	11	1:33.568	12	1:34.929	13	1:34.641	14	1:35.539	15	1:34.675		

46 Robert de Haan , PRO / NLD															
1	1:45.944	2	3:04.909	3	2:27.767	4	1:32.183	5	1:32.408	6	1:31.248	7	2:20.605	pit	4:34.038
9	13:32.023	10	1:31.957	11	1:31.411	12	<b>1:30.780</b>	13	1:30.974	14	1:32.306	15	1:33.899		

56 Quentin Antonel , PRO / FRA															
1	1:52.588	2	3:04.127	3	2:24.898	4	1:33.837	5	1:32.958	6	1:32.318	7	2:21.534	pit	4:44.949
9	13:17.715	10	1:35.283	11	1:32.480	12	1:32.259	13	1:32.086	14	<b>1:31.823</b>	15	1:32.281		

57 Dirk Schouten , PRO / NLD															
1	1:50.041	2	3:03.715	3	2:26.048	4	1:32.890	5	1:32.324	6	1:31.728	7	2:21.395	pit	4:38.745
9	13:25.997	10	1:33.241	11	1:32.010	12	1:31.719	13	<b>1:31.290</b>	14	1:31.621	15	1:32.836		

75 Etienne Ploenes , PRO / GER															
1	1:54.876	2	3:04.606	3	2:23.396	4	1:33.917	5	1:32.900	6	1:32.883	7	2:24.423	pit	4:49.812
9	13:08.706	10	1:35.113	11	1:33.073	12	<b>1:32.453</b>	13	1:33.312	14	1:33.241	15	1:32.686		

92 Bertrand Baguette , PRO / BEL															
1	1:48.942	2	3:04.160	3	2:26.283	4	1:32.884	5	1:32.288	6	1:31.941	7	2:20.676	pit	4:37.635
9	13:27.779	10	1:33.255	11	1:31.951	12	1:31.498	13	<b>1:31.377</b>	14	1:31.451	15	1:33.405		

93 Jaime Font , PRO-AM / ESP															
1	2:07.031	2	3:00.025	3	2:19.603	4	1:35.009	5	1:34.624	6	1:39.851	7	2:17.719	pit	4:51.044
9	13:01.484	10	1:35.364	11	1:33.527	12	1:33.797	13	<b>1:33.347</b>	14	1:33.471	15	1:34.056		

911 Luc Vanderfeesten , AM / BEL															
1	2:07.590	2	3:00.110	3	2:19.527	4	1:35.771	5	1:35.320	6	1:40.995	7	2:16.956	pit	4:53.765
9	12:57.631	10	1:36.283	11	1:34.612	12	1:34.836	13	1:34.662	14	1:35.415	15	<b>1:34.455</b>		

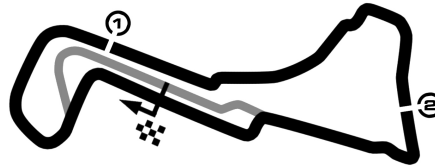


# VOLUMEX BELGIAN TRUCK GRAND PRIX

Circuit Zolder, length 4000 m

09. - 10. September 2023

Porsche Carrera Cup Benelux



## Lap Analysis race 1, 10.09.2023

### 3 Robin Knutsson (SWE) ()

Theoretische Bestzeit: 1:31.598

Lap	D	Time	S1	S2	S3	Lap	D	Time	S1	S2	S3
1	1	1:53.125	37.564	35.927	39.634	9	1	13:18.975	11:32	59.950	46.641
2	1	3:04.298	59.058	1:11.323	53.917	10	1	1:33.478	30.420	33.746	29.312
3	1	2:24.494	47.600	56.673	40.221	11	1	1:31.834	29.185	33.419	29.230
4	1	1:32.610	29.501	33.856	29.253	12	1	1:31.713	29.197	33.406	29.110
5	1	1:32.273	29.175	33.964	29.134	13	1	<b>1:31.645</b>	<b>29.138</b>	<b>33.400</b>	29.107
6	1	1:32.359	29.373	33.664	29.322	14	1	1:31.973	29.231	33.512	29.230
7	1	2:22.348	33.063	45.274	1:04.011	15	1	1:32.053	29.403	33.590	<b>29.060</b>
8	1	4:43.981	1:14.026	1:24.985							

### 5 Micah Stanley (MON) ()

Theoretische Bestzeit:

Lap	D	Time	S1	S2	S3	Lap	D	Time	S1	S2	S3
1	1	2:09.116				4	1	1:34.692			
2	1	2:59.732				5	1	<b>1:33.146</b>			
3	1	2:18.695									

### 8 Aaron Mason (GBR) ()

Theoretische Bestzeit: 1:31.938

Lap	D	Time	S1	S2	S3	Lap	D	Time	S1	S2	S3
1	1	1:54.074	37.930	36.060	40.084	9	1	13:11.644	11:26	59.810	45.261
2	1	3:04.749	59.344	1:11.013	54.392	10	1	1:34.780	30.458	34.818	29.504
3	1	2:23.505	47.498	56.297	39.710	11	1	1:32.440	29.331	33.622	29.487
4	1	1:34.028	29.758	34.660	29.610	12	1	<b>1:32.220</b>	<b>29.216</b>	33.823	<b>29.181</b>
5	1	1:32.581	29.463	33.702	29.416	13	1	1:34.520	30.915	34.328	29.277
6	1	1:33.040	29.420	34.108	29.512	14	1	1:33.042	29.514	33.783	29.745
7	1	2:23.268	33.471	44.466	1:05.331	15	1	1:32.466	29.442	<b>33.541</b>	29.483
8	1	4:48.263	1:14.647	1:23.466							

### 9 Rik Koen (NLD) ()

Theoretische Bestzeit: 1:31.133

Lap	D	Time	S1	S2	S3	Lap	D	Time	S1	S2	S3
1	1	1:46.723	34.972	34.009	37.742	9	1	13:30.018	11:40	1:01.173	48.447
2	1	3:04.774	59.949	1:11.181	53.644	10	1	1:33.094	29.895	33.843	29.356
3	1	2:27.647	47.534	58.521	41.592	11	1	<b>1:31.306</b>	29.123	<b>33.051</b>	<b>29.132</b>
4	1	1:32.368	29.485	33.589	29.294	12	1	1:31.358	29.039	33.157	29.162
5	1	1:32.505	29.293	33.451	29.761	13	1	1:31.549	<b>28.950</b>	33.308	29.291
6	1	1:31.621	29.224	33.258	29.139	14	1	1:31.717	29.019	33.451	29.247
7	1	2:20.884	32.196	45.699	1:02.989	15	1	1:33.620	29.220	34.207	30.193
8	1	4:35.765	1:12.613	1:25.253							

### 11 Ad Geerts (NLD) ()

Theoretische Bestzeit: 1:34.112

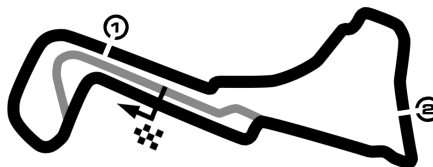
Lap	D	Time	S1	S2	S3	Lap	D	Time	S1	S2	S3
1	1	2:10.456	40.914	38.222	51.320	9	1	12:54.231	11:13	59.852	41.028
2	1	3:00.916	53.612	1:11.847	55.457	10	1	1:36.818	30.908	35.758	30.152
3	1	2:17.414	46.126	52.619	38.669	11	1	1:35.955	30.742	35.292	29.921
4	1	1:35.891	30.794	35.091	30.006	12	1	<b>1:34.500</b>	30.174	34.802	29.524
5	1	1:34.823	30.318	<b>34.682</b>	29.823	13	1	1:35.327	30.617	35.296	<b>29.414</b>
6	1	1:40.000	30.144	35.112	34.744	14	1	1:34.577	30.258	34.807	29.512
7	1	2:17.566	32.507	39.693	1:05.366	15	1	1:46.518	<b>30.016</b>	34.886	41.616
8	1	4:56.568	1:11.260	1:23.764							

# VOLUMEX BELGIAN TRUCK GRAND PRIX

Circuit Zolder, length 4000 m

09. - 10. September 2023

Porsche Carrera Cup Benelux



**PORSCHE**  
CARRERA CUP  
BENELUX

## Lap Analysis race 1, 10.09.2023

### 12 Maik Rosenberg (GER) ()

Theoretische Bestzeit: 1:32.874

Lap	D	Time	S1	S2	S3	Lap	D	Time	S1	S2	S3
1	1	2:09.906	40.326	38.218	51.362	9	1	12:59.586	11:18	58.786	42.695
2	1	2:59.680	53.478	1:11.708	54.494	10	1	1:35.660	30.140	36.097	29.423
3	1	2:18.559	47.118	53.014	38.427	11	1	<b>1:33.283</b>	29.719	34.355	<b>29.209</b>
4	1	1:35.145	29.979	35.143	30.023	12	1	1:33.729	29.995	34.207	29.527
5	1	1:34.082	29.859	34.752	29.471	13	1	1:33.305	<b>29.571</b>	<b>34.094</b>	29.640
6	1	1:39.663	29.912	34.344	35.407	14	1	1:33.617	30.052	34.132	29.433
7	1	2:18.396	33.041	40.399	1:04.956	15	1	1:33.751	29.805	34.211	29.735
8	1	4:51.848	1:11.283	1:22.692							

### 13 Joan Vinyes (AND) ()

Theoretische Bestzeit: 1:33.354

Lap	D	Time	S1	S2	S3	Lap	D	Time	S1	S2	S3
1	1	1:57.642	38.464	36.610	42.568	9	1	12:47.384	11:07	1:00.409	39.171
2	1	3:04.687	58.876	1:11.411	54.400	10	1	1:36.581	30.340	35.970	30.271
3	1	2:22.736	46.859	56.327	39.550	11	1	1:35.562	30.131	35.854	<b>29.577</b>
4	1	1:47.219	29.585	34.840	42.794	12	1	1:34.489	29.875	34.794	29.820
5	1	<b>1:33.506</b>	29.593	<b>34.309</b>	29.604	13	1	1:34.239	29.734	34.583	29.922
6	1	1:45.474	<b>29.468</b>	34.329	41.677	14	1	1:34.468	29.611	35.086	29.771
7	1	2:20.108	34.142	46.082	59.884	15	1	1:34.592	29.823	34.682	30.087
8	1	4:50.131	59.622	1:24.769							

### 14 Lucas van Eijndhoven (NLD) ()

Theoretische Bestzeit: 1:31.432

Lap	D	Time	S1	S2	S3	Lap	D	Time	S1	S2	S3
1	1	1:52.017	36.713	35.697	39.607	9	1	13:20.655	11:33	59.876	47.184
2	1	3:04.000	58.558	1:11.289	54.153	10	1	1:34.106	30.816	33.976	29.314
3	1	2:25.143	47.557	56.944	40.642	11	1	1:31.983	29.360	33.386	29.237
4	1	1:32.621	29.410	34.013	29.198	12	1	1:31.738	29.208	33.507	<b>29.023</b>
5	1	1:32.759	29.626	33.805	29.328	13	1	<b>1:31.517</b>	29.146	<b>33.276</b>	29.095
6	1	1:32.394	29.349	33.551	29.494	14	1	1:31.825	<b>29.133</b>	33.571	29.121
7	1	2:21.516	32.448	45.469	1:03.599	15	1	1:32.533	29.595	33.681	29.257
8	1	4:43.132	1:13.825	1:25.138							

### 15 Glenn van Parijs (BEL) ()

Theoretische Bestzeit: 1:30.886

Lap	D	Time	S1	S2	S3	Lap	D	Time	S1	S2	S3
1	1	1:45.312	34.087	33.840	37.385	9	1	13:31.330	11:41	1:01.367	48.424
2	1	3:04.511	59.788	1:11.310	53.413	10	1	1:31.772	29.404	33.336	29.032
3	1	2:28.456	47.577	59.331	41.548	11	1	1:31.289	<b>28.940</b>	33.425	28.924
4	1	1:32.858	29.289	33.596	29.973	12	1	<b>1:31.142</b>	29.196	<b>33.103</b>	<b>28.843</b>
5	1	1:32.253	28.979	33.373	29.901	13	1	1:32.688	29.072	34.138	29.478
6	1	1:31.537	29.374	33.279	28.884	14	1	1:32.159	29.447	33.647	29.065
7	1	2:20.681	32.364	45.676	1:02.641	15	1	1:33.978	29.349	34.385	30.244
8	1	4:34.843	1:12.690	1:25.271							

### 16 Flynt Schuring (NLD) ()

Theoretische Bestzeit: 1:31.208

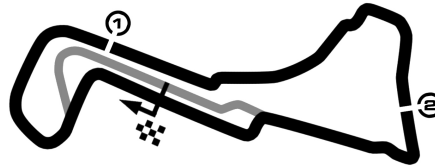
Lap	D	Time	S1	S2	S3	Lap	D	Time	S1	S2	S3
1	1	1:50.537	36.362	34.986	39.189	9	1	13:22.695	11:34	1:00.669	47.051
2	1	3:04.015	58.553	1:11.703	53.759	10	1	1:33.366	30.031	33.978	29.357
3	1	2:25.546	47.587	57.574	40.385	11	1	1:32.436	29.334	33.551	29.551
4	1	1:32.831	29.662	33.843	29.326	12	1	1:31.876	29.250	33.461	29.165
5	1	1:32.471	29.426	33.858	29.187	13	1	<b>1:31.298</b>	29.119	33.208	<b>28.971</b>
6	1	1:31.907	29.330	33.388	29.189	14	1	1:31.321	<b>29.076</b>	<b>33.161</b>	29.084
7	1	2:21.667	32.770	45.789	1:03.108	15	1	1:32.649	29.201	33.550	29.898
8	1	4:41.366	1:13.553	1:25.157							

# VOLUMEX BELGIAN TRUCK GRAND PRIX

Circuit Zolder, length 4000 m

09. - 10. September 2023

Porsche Carrera Cup Benelux



## Lap Analysis race 1, 10.09.2023

21 Sacha Norden (NLD) ()						Theoretische Bestzeit: 1:31.471					
Lap	D	Time	S1	S2	S3	Lap	D	Time	S1	S2	S3
1	1	1:51.434	36.511	35.620	39.303	9	1	13:22.277	11:34	1:00.178	47.278
2	1	3:03.909	58.548	1:11.331	54.030	10	1	1:33.111	29.745	34.032	29.334
3	1	2:25.373	47.677	57.054	40.642	11	1	1:32.112	29.205	33.666	29.241
4	1	1:32.864	29.473	33.920	29.471	12	1	1:32.067	29.314	33.672	29.081
5	1	1:32.249	29.201	33.774	29.274	13	1	1:31.633	<b>29.058</b>	33.450	29.125
6	1	1:31.966	29.219	33.563	29.184	14	1	<b>1:31.474</b>	29.061	<b>33.384</b>	<b>29.029</b>
7	1	2:21.880	32.980	45.622	1:03.278	15	1	1:32.012	29.252	33.393	29.367
8	1	4:41.836	1:13.548	1:25.184							

33 Sebastien Lajoux (FRA) ()						Theoretische Bestzeit: 1:33.379					
Lap	D	Time	S1	S2	S3	Lap	D	Time	S1	S2	S3
1	1	2:05.447	39.379	37.085	48.983	4	1	1:34.916	29.956	34.712	30.248
2	1	2:59.892	54.877	1:10.671	54.344	5	1	<b>1:33.379</b>	<b>29.424</b>	<b>34.432</b>	<b>29.523</b>
3	1	2:20.861	47.492	54.324	39.045						

36 Ralph Poppelaars (NLD) ()						Theoretische Bestzeit: 1:32.856					
Lap	D	Time	S1	S2	S3	Lap	D	Time	S1	S2	S3
1	1	2:04.308	38.956	36.849	48.503	4	1	1:34.118	29.868	34.473	29.777
2	1	2:59.055	53.150	1:11.134	54.771	5	1	<b>1:32.856</b>	<b>29.783</b>	<b>33.641</b>	<b>29.432</b>
3	1	2:22.136	46.137	56.670	39.329						

37 Hans Weijs Jr (NLD) ()						Theoretische Bestzeit: 1:32.371					
Lap	D	Time	S1	S2	S3	Lap	D	Time	S1	S2	S3
1	1	1:55.777	38.179	36.497	41.101	9	1	13:06.707	11:23	59.754	43.883
2	1	3:04.486	58.973	1:11.741	53.772	10	1	1:35.350	29.947	35.603	29.800
3	1	2:23.739	47.688	56.061	39.990	11	1	1:33.293	29.614	34.136	29.543
4	1	1:33.957	29.989	34.276	29.692	12	1	1:32.874	29.739	33.913	<b>29.222</b>
5	1	1:32.920	29.537	33.901	29.482	13	1	1:33.164	29.817	34.042	29.305
6	1	1:32.830	29.642	<b>33.764</b>	29.424	14	1	<b>1:32.828</b>	<b>29.385</b>	33.948	29.495
7	1	2:27.422	33.866	44.355	1:09.201	15	1	1:33.158	29.483	34.188	29.487
8	1	4:48.217	1:11.248	1:23.651							

42 Cedric Chassang (NLD) ()						Theoretische Bestzeit: 1:32.269					
Lap	D	Time	S1	S2	S3	Lap	D	Time	S1	S2	S3
1	1	2:04.985	38.888	37.155	48.942	9	1	12:52.227	11:11	1:00.070	40.572
2	1	2:58.892	52.948	1:11.496	54.448	10	1	1:37.014	30.923	35.654	30.437
3	1	2:21.754	46.250	56.463	39.041	11	1	1:33.568	29.316	34.595	29.657
4	1	1:34.927	30.124	34.386	30.417	12	1	1:34.929	30.156	34.877	29.896
5	1	<b>1:32.269</b>	<b>29.135</b>	<b>33.851</b>	<b>29.283</b>	13	1	1:34.641	30.127	34.710	29.804
6	1	1:54.608	29.519	34.012	51.077	14	1	1:35.539	30.139	35.499	29.901
7	1	2:12.057	31.279	35.996	1:04.782	15	1	1:34.675	29.867	34.493	30.315
8	1	4:56.365	1:09.776	1:24.005							

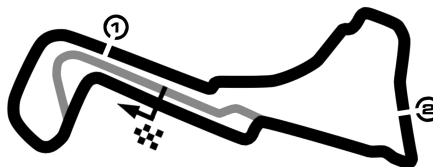
46 Robert de Haan (NLD) ()						Theoretische Bestzeit: 1:30.671					
Lap	D	Time	S1	S2	S3	Lap	D	Time	S1	S2	S3
1	1	1:45.944	34.409	33.852	37.683	9	1	13:32.023	11:42	1:01.642	48.342
2	1	3:04.909	1:00.064	1:11.188	53.657	10	1	1:31.957	29.240	33.504	29.213
3	1	2:27.767	47.263	59.009	41.495	11	1	1:31.411	28.944	33.505	28.962
4	1	1:32.183	29.234	33.525	29.424	12	1	<b>1:30.780</b>	<b>28.703</b>	<b>33.247</b>	<b>28.830</b>
5	1	1:32.408	28.858	33.600	29.950	13	1	1:30.974	28.705	<b>33.138</b>	29.131
6	1	1:31.248	29.038	33.236	28.974	14	1	1:32.306	29.038	33.999	29.269
7	1	2:20.605	32.497	45.614	1:02.494	15	1	1:33.899	29.423	34.638	29.838
8	1	4:34.038	1:12.121	1:25.875							

# VOLUMEX BELGIAN TRUCK GRAND PRIX

Circuit Zolder, length 4000 m

09. - 10. September 2023

Porsche Carrera Cup Benelux



**PORSCHE**  
CARRERA CUP  
BENELUX

## Lap Analysis race 1, 10.09.2023

### 56 Quentin Antonel (FRA) ()

Theoretische Bestzeit: 1:31.484

Lap	D	Time	S1	S2	S3	Lap	D	Time	S1	S2	S3
1	1	1:52.588	37.177	35.990	39.421	9	1	13:17.715	11:31	59.794	46.235
2	1	3:04.127	58.866	1:11.289	53.972	10	1	1:35.283	30.537	35.078	29.668
3	1	2:24.898	47.590	56.890	40.418	11	1	1:32.480	29.274	34.011	29.195
4	1	1:33.837	29.626	34.869	29.342	12	1	1:32.259	29.169	33.801	29.289
5	1	1:32.958	29.424	34.156	29.378	13	1	1:32.086	29.290	<b>33.559</b>	29.237
6	1	1:32.318	29.150	33.824	29.344	14	1	<b>1:31.823</b>	<b>28.929</b>	33.898	<b>28.996</b>
7	1	2:21.534	32.140	45.273	1:04.121	15	1	1:32.281	29.004	33.765	29.512
8	1	4:44.949	1:14.295	1:24.746							

### 57 Dirk Schouten (NLD) ()

Theoretische Bestzeit: 1:31.226

Lap	D	Time	S1	S2	S3	Lap	D	Time	S1	S2	S3
1	1	1:50.041	36.081	34.971	38.989	9	1	13:25.997	11:37	1:00.891	47.545
2	1	3:03.715	58.421	1:11.504	53.790	10	1	1:33.241	29.812	33.994	29.435
3	1	2:26.048	47.708	57.861	40.479	11	1	1:32.010	29.365	33.560	29.085
4	1	1:32.890	29.507	33.995	29.388	12	1	1:31.719	29.097	33.340	29.282
5	1	1:32.324	29.204	33.649	29.471	13	1	<b>1:31.290</b>	<b>28.923</b>	<b>33.328</b>	29.039
6	1	1:31.728	29.088	33.411	29.229	14	1	1:31.621	29.133	33.513	<b>28.975</b>
7	1	2:21.395	32.718	45.416	1:03.261	15	1	1:32.836	28.988	33.544	30.304
8	1	4:38.745	1:13.102	1:25.072							

### 75 Etienne Ploenes (GER) ()

Theoretische Bestzeit: 1:32.214

Lap	D	Time	S1	S2	S3	Lap	D	Time	S1	S2	S3
1	1	1:54.876	37.687	36.591	40.598	9	1	13:08.706	11:24	1:00.047	44.198
2	1	3:04.606	59.293	1:11.376	53.937	10	1	1:35.113	30.199	35.403	29.511
3	1	2:23.396	47.514	56.153	39.729	11	1	1:33.073	<b>29.278</b>	34.248	29.547
4	1	1:33.917	29.454	34.605	29.858	12	1	<b>1:32.453</b>	29.457	<b>33.543</b>	29.453
5	1	1:32.900	29.467	33.969	29.464	13	1	1:33.312	29.520	34.399	<b>29.393</b>
6	1	1:32.883	29.386	33.875	29.622	14	1	1:33.241	29.535	33.755	29.951
7	1	2:24.423	33.364	44.913	1:06.146	15	1	1:32.686	29.450	33.813	29.423
8	1	4:49.812	1:14.318	1:23.323							

### 92 Bertrand Baguette (BEL) ()

Theoretische Bestzeit: 1:31.335

Lap	D	Time	S1	S2	S3	Lap	D	Time	S1	S2	S3
1	1	1:48.942	35.246	34.393	39.303	9	1	13:27.779	11:38	1:01.099	47.933
2	1	3:04.160	58.628	1:11.461	54.071	10	1	1:33.255	29.784	34.036	29.435
3	1	2:26.283	47.230	58.147	40.906	11	1	1:31.951	29.416	33.336	29.199
4	1	1:32.884	29.601	33.792	29.491	12	1	1:31.498	29.099	33.316	<b>29.083</b>
5	1	1:32.288	29.323	33.539	29.426	13	1	<b>1:31.377</b>	<b>29.014</b>	33.266	29.097
6	1	1:31.941	29.220	33.430	29.291	14	1	1:31.451	29.075	<b>33.238</b>	29.138
7	1	2:20.676	32.303	45.191	1:03.182	15	1	1:33.405	29.134	33.714	30.557
8	1	4:37.635	1:13.065	1:25.111							

### 93 Jaime Font (ESP) ()

Theoretische Bestzeit: 1:33.025

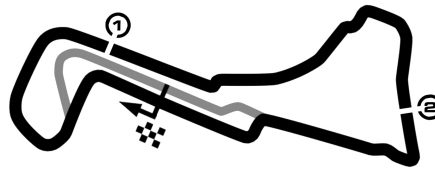
Lap	D	Time	S1	S2	S3	Lap	D	Time	S1	S2	S3
1	1	2:07.031	39.672	37.211	50.148	9	1	13:01.484	11:19	58.762	43.414
2	1	3:00.025	54.077	1:10.719	55.229	10	1	1:35.364	30.359	35.336	29.669
3	1	2:19.603	46.728	54.165	38.710	11	1	1:33.527	29.577	34.462	<b>29.488</b>
4	1	1:35.009	30.143	34.897	29.969	12	1	1:33.797	29.611	34.558	29.628
5	1	1:34.624	29.703	34.541	30.380	13	1	<b>1:33.347</b>	<b>29.555</b>	34.043	29.749
6	1	1:39.851	29.588	34.336	35.927	14	1	1:33.471	29.906	<b>33.982</b>	29.583
7	1	2:17.719	32.795	40.215	1:04.709	15	1	1:34.056	29.644	34.310	30.102
8	1	4:51.044	1:11.162	1:23.138							

# VOLUMEX BELGIAN TRUCK GRAND PRIX

Circuit Zolder, length 4000 m

09. - 10. September 2023

Porsche Carrera Cup Benelux



**PORSCHE**  
CARRERA CUP  
BENELUX

## Lap Analysis race 1, 10.09.2023

911 Luc Vanderfeesten (BEL) ()

Theoretische Bestzeit: 1:33.950

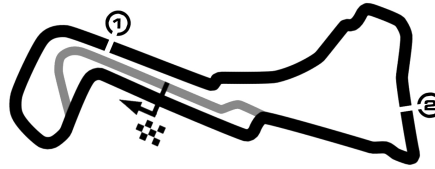
Lap	D	Time	S1	S2	S3	Lap	D	Time	S1	S2	S3
1	1	2:07.590	39.969	37.609	50.012	9	1	12:57.631	11:16	58.955	42.540
2	1	3:00.110	53.964	1:11.278	54.868	10	1	1:36.283	30.490	36.048	29.745
3	1	2:19.527	47.249	53.792	38.486	11	1	1:34.612	30.125	34.735	29.752
4	1	1:35.771	30.269	35.032	30.470	12	1	1:34.836	30.090	34.880	29.866
5	1	1:35.320	29.928	35.775	<b>29.617</b>	13	1	1:34.662	30.151	34.739	29.772
6	1	1:40.995	<b>29.800</b>	34.704	36.491	14	1	1:35.415	30.142	35.532	29.741
7	1	2:16.956	32.194	39.433	1:05.329	15	1	<b>1:34.455</b>	29.906	<b>34.533</b>	30.016
8	1	4:53.765	1:11.258	1:23.139							

# VOLUMEX BELGIAN TRUCK GRAND PRIX

Circuit Zolder, length 4000 m

09. - 10. September 2023

Porsche Carrera Cup Benelux



**PORSCHE**  
CARRERA CUP  
BENELUX

## Best Sector Times race 1

Pos.	sector 1			sector 2			sector 3			theoretical and best lap time				
	No	Driver	Time	No	Driver	Time	No	Driver	Time	No	Driver	theoretical	Best	Pos
1	46	de Haan R.	28.703	9	Koen R.	33.051	46	de Haan R.	28.830	46	de Haan R.	1:30.671	1:30.780	
2	57	Schouten D.	28.923	15	van Parijs G.	33.103	15	van Parijs G.	28.843	15	van Parijs G.	1:30.886	1:31.142	
3	56	Antonel Q.	28.929	46	de Haan R.	33.138	16	Schuring F.	28.971	9	Koen R.	1:31.133	1:31.306	
4	15	van Parijs G.	28.940	16	Schuring F.	33.161	57	Schouten D.	28.975	16	Schuring F.	1:31.208	1:31.298	
5	9	Koen R.	28.950	92	Baguette B.	33.238	56	Antonel Q.	28.996	57	Schouten D.	1:31.226	1:31.290	
6	92	Baguette B.	29.014	14	van Eijndhoven L.	33.276	14	van Eijndhoven L.	29.023	92	Baguette B.	1:31.335	1:31.377	
7	21	Norden S.	29.058	57	Schouten D.	33.328	21	Norden S.	29.029	14	van Eijndhoven L.	1:31.432	1:31.517	
8	16	Schuring F.	29.076	21	Norden S.	33.384	3	Knutsson R.	29.060	21	Norden S.	1:31.471	1:31.474	
9	14	van Eijndhoven L.	29.133	3	Knutsson R.	33.400	92	Baguette B.	29.083	56	Antonel Q.	1:31.484	1:31.823	
10	42	Chassang C.	29.135	8	Mason A.	33.541	9	Koen R.	29.132	3	Knutsson R.	1:31.598	1:31.645	
11	3	Knutsson R.	29.138	75	Ploenes E.	33.543	8	Mason A.	29.181	8	Mason A.	1:31.938	1:32.220	
12	8	Mason A.	29.216	56	Antonel Q.	33.559	12	Rosenberg M.	29.209	75	Ploenes E.	1:32.214	1:32.453	
13	75	Ploenes E.	29.278	36	Poppelaars R.	33.641	37	Weijs Jr H.	29.222	42	Chassang C.	1:32.269	1:32.269	
14	37	Weijs Jr H.	29.385	37	Weijs Jr H.	33.764	42	Chassang C.	29.283	37	Weijs Jr H.	1:32.371	1:32.828	
15	33	Lajoux S.	29.424	42	Chassang C.	33.851	75	Ploenes E.	29.393	36	Poppelaars R.	1:32.856	1:32.856	
16	13	Vinyes J.	29.468	93	Font J.	33.982	11	Geerts A.	29.414	12	Rosenberg M.	1:32.874	1:33.283	
17	93	Font J.	29.555	12	Rosenberg M.	34.094	36	Poppelaars R.	29.432	93	Font J.	1:33.025	1:33.347	
18	12	Rosenberg M.	29.571	13	Vinyes J.	34.309	93	Font J.	29.488	13	Vinyes J.	1:33.354	1:33.506	
19	36	Poppelaars R.	29.783	33	Lajoux S.	34.432	33	Lajoux S.	29.523	33	Lajoux S.	1:33.379	1:33.379	
20	911	Vanderfeesten L.	29.800	911	Vanderfeesten L.	34.533	13	Vinyes J.	29.577	911	Vanderfeesten L.	1:33.950	1:34.455	
21	11	Geerts A.	30.016	11	Geerts A.	34.682	911	Vanderfeesten L.	29.617	11	Geerts A.	1:34.112	1:34.500	
22	5	Stanley M.	00.000	5	Stanley M.	00.000	5	Stanley M.	00.000	5	Stanley M.	00.000	1:33.146	
23	777	Dejonghe S.	00.000	777	Dejonghe S.	00.000	777	Dejonghe S.	00.000	777	Dejonghe S.	00.000	00.000	

# VOLUMEX BELGIAN TRUCK GRAND PRIX

Circuit Zolder, length 4000 m

09. - 10. September 2023

Porsche Carrera Cup Benelux

**PORSCHE**

**CARRERA CUP  
BENELUX**

## Pitstop (Strn. Chronology) race 1

Car	Driver IN   Driver OUT	Team	at Lap	pit in	pit out	duration	Sum
3	Knutsson Robin   Knutsson Robin	Revs Motorsport BV	8	12:34:16.625	12:45:20.508	11:03.883	11:03.883
8	Mason Aaron   Mason Aaron	Revs Motorsport BV	8	12:34:21.379	12:45:22.971	11:01.592	11:01.592
9	Koen Rik   Koen Rik	JW Raceservice	8	12:34:05.142	12:45:11.307	11:06.165	11:06.165
11	Geerts Ad   Geerts Ad	JW Raceservice	8	12:34:37.423	12:45:33.361	10:55.938	10:55.938
12	Rosenberg Maik   Rosenberg Maik	Team GP Elite	8	12:34:31.771	12:45:30.807	10:59.036	10:59.036
13	Vinyes Joan   Vinyes Joan	Baporo Motorsport CA	8	12:34:42.799	12:45:37.182	10:54.383	10:54.383
14	van Eijndhoven Lucas   van Eijndhoven Luc	JW Raceservice	8	12:34:14.865	12:45:19.461	11:04.596	11:04.596
15	van Parijs Glenn   van Parijs Glenn	August by NGT	8	12:34:03.768	12:45:09.779	11:06.011	11:06.011
16	Schuring Flynt   Schuring Flynt	Huber Racing	8	12:34:11.218	12:45:16.534	11:05.316	11:05.316
21	Norden Sacha   Norden Sacha	Team GP Elite	8	12:34:12.774	12:45:17.212	11:04.438	11:04.438
37	Weijs Jr Hans   Weijs Jr Hans	Hans Weijs Jr	8	12:34:25.905	12:45:27.720	11:01.815	11:01.815
42	Chassang Cedric   Chassang Cedric	Team GP Elite	8	12:34:40.114	12:45:34.452	10:54.338	10:54.338
46	de Haan Robert   de Haan Robert	Richardson Racing	8	12:34:02.013	12:45:07.273	11:05.260	11:05.260
56	Antonel Quentin   Antonel Quentin	Q1 Trackracing	8	12:34:18.113	12:45:21.653	11:03.540	11:03.540
57	Schouten Dirk   Schouten Dirk	Q1 Trackracing	8	12:34:08.635	12:45:15.204	11:06.569	11:06.569
75	Ploenes Etienne   Ploenes Etienne	Revs Motorsport BV	8	12:34:23.786	12:45:25.340	11:01.554	11:01.554
92	Baguette Bertrand   Baguette Bertrand	August by NGT	8	12:34:07.074	12:45:14.373	11:07.299	11:07.299
93	Font Jaime   Font Jaime	Baporo Motorsport CA	8	12:34:28.430	12:45:29.173	11:00.743	11:00.743
911	Vanderfeesten Luc   Vanderfeesten Luc	Luc Vanderfeesten	8	12:34:35.631	12:45:32.285	10:56.654	10:56.654