

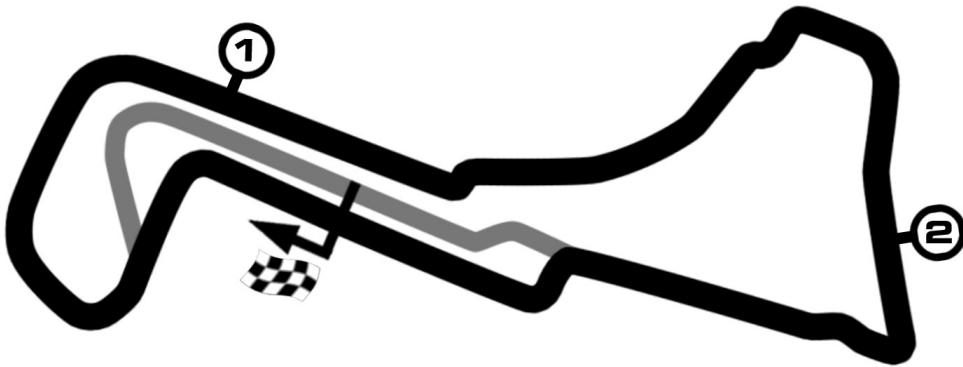
**PORSCHE**

**CARRERA CUP  
BENELUX**

**SPRINT CHALLENGE  
BENELUX**

## **DTM Zolder 1**

**race 3**



**Circuit Zolder 4000 m**

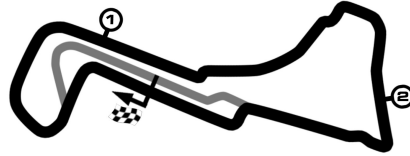
**09. - 11.10.2020**

# DTM Zolder 1

Circuit Zolder, length 4000 m

09. - 11.10.2020

Porsche Carrera Cup Benelux



**PORSCHE**

CARRERA CUP  
BENELUX

SPRINT CHALLENGE  
BENELUX

## Result race 3, 11.10.2020

-Reg.No.: C-Z-DTM-015

started : 13

classified : 11

not classified : 2

Pos	No.	Cl.	R	Entrant Driver, Place	Car Sponsor	Lap	Time total	Interval GAP	Avg. Total	fastest Avg.	at Lap
1	140	PAM		Huub van Eijndhoven (NLD) / 318' <b>Huub van Eijndhoven / NLD / 31818</b>	GT3 Cup	32	55:12.890		139.093	1:31.888 156.713	14
2	17	AM		Gilles Smits (BEL) / 184496 <b>Gilles Smits / BEL / 184496</b>	GT3 Cup	32	55:23.875	10.985 10.985	138.633	1:32.509 155.661	13
3	9	AM		Jean Pierre Verhoeven (NLD) / 43082 <b>Jean-Pierre Verhoeven / NLD / 14333</b> <b>Jaxon Verhoeven / NLD / 43082</b>	GT3 Cup	32	55:29.509	16.619 5.634	138.399	1:32.072 156.399	14
4	63	PAM		EMG Motorsport (BEL) / 20982 <b>Nicolas Vandierendonck / BEL / 907305</b>	GT3 Cup	32	55:34.356	21.466 4.847	138.198	1:32.579 155.543	25
5	126	AM		Jos Jansen (BEL) / 907022 <b>Jos Jansen / BEL / 907022</b>	GT3 Cup	32	55:55.784	42.894 21.428	137.315	1:33.208 154.493	13
6	919	PAM		Michael Cool (BEL) / 902353 <b>Michael Cool / BEL / 902353</b>	GT3 Cup	32	56:15.809	1:02.919 20.025	136.501	1:32.657 155.412	24
7	69	GT4		Team GP Elite (NLD) / 359 <b>Thierry Vermeulen / NLD / 49530</b>	GT4	31	55:15.813	1 Runde 1 Runde	134.628	1:36.085 149.867	19
8	72	GT4		Team GP Elite (NLD) / 359 <b>Steven van Rhee / NLD / 46387</b>	GT4	31	55:24.713	1 Runde 8.900	134.267	1:37.115 148.278	30
9	700	GT4		Sven van Laere (BEL) / 700701 <b>Sven van Laere / BEL / 700701</b> <b>Yannick Redant / BEL / 913274</b>	GT4	31	56:25.703	1 Runde 1:00.990	131.849	1:37.909 147.075	18
10	25	GT4		Team GP Elite (NLD) / 359 <b>Harold Goddijn / NLD / 44332</b>	GT4	31	56:47.206	1 Runde 21.503	131.016	1:39.502 144.721	29
11	71	GT4		Team GP Elite (NLD) / 359 <b>Alexander Goddijn / NLD / 46378</b>	GT4	30	55:17.800	2 Runden 1 Runde	130.207	1:37.952 147.011	30
<b>NOT CLASSIFIED</b>											
	5	PAM		Bas Koeten Racing (NLD) / 34220 <b>Bas Barenbrug / NLD / 9291</b>	GT3 Cup	4	6:26.821	28 Runden	148.906	1:34.820 151.867	3
	917	AM		Stijn Lowette (BEL) / 914796 <b>Stijn Lowette / BEL / 914796</b>	GT3 Cup	4	6:26.938	28 Runden	148.861	1:34.578 152.255	3

fastest lap: 140 van Eijndhoven Huub 1:31.888 =156.713 km/h

Subject to final scrutineering !

Issued:

Clerk of the Course:

Timekeeper:

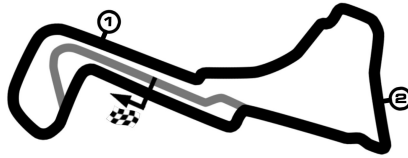
# DTM Zolder 1

Circuit Zolder, length 4000 m

09. - 11.10.2020

Porsche Carrera Cup Benelux

Result race 3, 11.10.2020



**PORSCHE**

**CARRERA CUP**  
BENELUX

**SPRINT CHALLENGE**  
BENELUX

-Reg.No.: C-Z-DTM-015

Pos.	No.	Cl.	Entrant Driver	Car	Lap	Time	Gap Intervall	Speed Total	Fast Lap. Speed
------	-----	-----	-------------------	-----	-----	------	------------------	----------------	--------------------

## AM

**Started: 4**      **Classified: 3**      **not Classified: 1**

1	17	AM	Gilles Smits (BEL) / 184496 <b>Gilles Smits / BEL / 184496</b>	GT3 Cup	32	<b>55:23.875</b>		138.633	1:32.509 13 155.661
2	9	AM	Jean Pierre Verhoeven (NLD) / 43082 <b>Jean-Pierre Verhoeven / NLD / 14333</b> <b>Jaxon Verhoeven / NLD / 43082</b>	GT3 Cup	32	<b>55:29.509</b>	5.634 +5.634	138.399	1:32.072 14 156.399
3	126	AM	Jos Jansen (BEL) / 907022 <b>Jos Jansen / BEL / 907022</b>	GT3 Cup	32	<b>55:55.784</b>	31.909 +26.275	137.315	1:33.208 13 154.493

## NOT CLASSIFIED

917	AM	Stijn Lowette (BEL) / 914796 <b>Stijn Lowette / BEL / 914796</b>	GT3 Cup	4	<b>6:26.938</b>	28 Rd. 28 Rd.	148.861	1:34.578 3 152.255
-----	----	---	---------	---	-----------------	------------------	---------	-----------------------

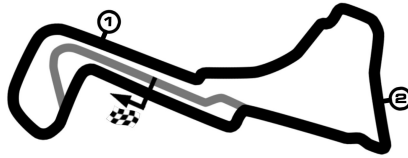
# DTM Zolder 1

Circuit Zolder, length 4000 m

09. - 11.10.2020

Porsche Carrera Cup Benelux

Result race 3, 11.10.2020



**PORSCHE**

**CARRERA CUP  
BENELUX**

**SPRINT CHALLENGE  
BENELUX**

-Reg.No.: C-Z-DTM-015

Pos.	No.	Cl.	Entrant Driver	Car	Lap	Time	Gap Intervall	Speed Total	Fast Lap. Speed
------	-----	-----	-------------------	-----	-----	------	------------------	----------------	--------------------

## GT4

**Started: 5**      **Classified: 5**      **not Classified: 0**

1	69	GT4	Team GP Elite (NLD) / 359 <b>Thierry Vermeulen / NLD / 49530</b>	GT4	31	<b>55:15.813</b>		134.628	1:36.085 19 149.867
2	72	GT4	Team GP Elite (NLD) / 359 <b>Steven van Rhee / NLD / 46387</b>	GT4	31	<b>55:24.713</b>	8.900 +8.900	134.267	1:37.115 30 148.278
3	700	GT4	Sven van Laere (BEL) / 700701 <b>Sven van Laere / BEL / 700701 Yannick Redant / BEL / 913274</b>	GT4	31	<b>56:25.703</b>	1:09.890 +1:00.990	131.849	1:37.909 18 147.075
4	25	GT4	Team GP Elite (NLD) / 359 <b>Harold Goddijn / NLD / 44332</b>	GT4	31	<b>56:47.206</b>	1:31.393 +21.503	131.016	1:39.502 29 144.721
5	71	GT4	Team GP Elite (NLD) / 359 <b>Alexander Goddijn / NLD / 46378</b>	GT4	30	<b>55:17.800</b>	1 Rd. 1 Rd.	130.207	1:37.952 30 147.011

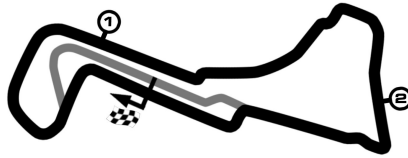
# DTM Zolder 1

Circuit Zolder, length 4000 m

09. - 11.10.2020

Porsche Carrera Cup Benelux

Result race 3, 11.10.2020



**PORSCHE**

CARRERA CUP  
BENELUX

SPRINT CHALLENGE  
BENELUX

-Reg.No.: C-Z-DTM-015

Pos.	No.	Cl.	Entrant Driver	Car	Lap	Time	Gap Intervall	Speed Total	Fast Lap. Speed
------	-----	-----	-------------------	-----	-----	------	------------------	----------------	--------------------

## PRO AM

**Started: 4**      **Classified: 3**      **not Classified: 1**

1	140	PAM	Huub van Eindhoven (NLD) / 31818 Huub van Eindhoven / NLD / 31818	GT3 Cup	32	55:12.890		139.093	1:31.888 14 156.713
2	63	PAM	EMG Motorsport (BEL) / 20982 Nicolas Vandierendonck / BEL / 907305	GT3 Cup	32	55:34.356	21.466 +21.466	138.198	1:32.579 25 155.543
3	919	PAM	Michael Cool (BEL) / 902353 Michael Cool / BEL / 902353	GT3 Cup	32	56:15.809	1:02.919 +41.453	136.501	1:32.657 24 155.412

## NOT CLASSIFIED

5	PAM	Bas Koeten Racing (NLD) / 34220 Bas Barenbrug / NLD / 9291	GT3 Cup	4	6:26.821	28 Rd. 28 Rd.	148.906	1:34.820 3 151.867
---	-----	---	---------	---	----------	------------------	---------	-----------------------

Fastest Lap: 140 van Eindhoven Huub 1:31.888 = 156.713 km/h

**Subject to final scrutineering !**

Issued:

Clerk of the Course:

Timekeeper:

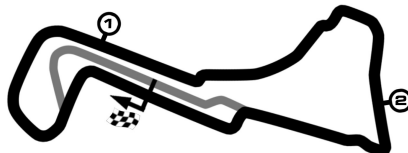
# DTM Zolder 1

Circuit Zolder, length 4000 m

09. - 11.10.2020

Porsche Carrera Cup Benelux

Lap by Lap race 3, 11.10.2020



PORSCHE

CARRERA CUP  
BENELUX

SPRINT CHALLENGE  
BENELUX

-Reg.No.: C-Z-DTM-015

5 Bas Barenbrug , GT3 Cup PRO AM / NLD													
1	1:42.230	2	1:34.899	3	<b>1:34.820</b>	4	1:34.872						

9 Jean-Pierre Verhoeven , GT3 Cup AM / NLD															
1	1:37.934	2	1:33.075	3	1:32.704	4	1:32.781	5	1:52.515	6	2:17.033	7	2:05.541	8	2:04.845
9	2:02.093	10	2:03.107	11	2:11.639	12	1:32.475	13	1:32.252	14	<b>1:32.072</b>	15	1:32.197	16	1:32.188
17	1:32.310	pit	1:42.801	19	3:21.668	20	1:35.026	21	1:34.562	22	1:33.750	23	1:34.116	24	1:33.812
25	1:33.481	26	1:34.153	27	1:32.714	28	1:32.912	29	1:33.115	30	1:33.791	31	1:33.288	32	1:33.559

17 Gilles Smits , GT3 Cup AM / BEL															
1	1:38.786	2	1:33.086	3	1:32.845	4	1:32.670	5	1:52.895	6	2:17.320	7	2:05.231	8	2:04.979
9	2:01.671	10	2:02.818	11	2:11.488	12	1:33.224	13	<b>1:32.509</b>	14	1:32.648	pit	1:43.754	16	3:17.163
17	1:32.653	18	1:32.890	19	1:32.796	20	1:32.847	21	1:33.914	22	1:32.738	23	1:32.829	24	1:32.756
25	1:33.577	26	1:33.080	27	1:33.111	28	1:33.595	29	1:33.613	30	1:33.135	31	1:33.597	32	1:33.657

25 Harold Goddijn , GT4 GT4 / NLD															
1	1:48.191	2	1:40.920	3	1:42.260	4	1:41.402	5	1:44.322	6	1:59.730	7	2:06.289	8	2:05.391
9	1:59.955	10	2:01.406	11	2:10.154	12	1:42.364	13	1:41.807	14	1:41.644	15	1:41.403	16	1:41.494
17	1:41.064	pit	1:49.819	19	3:39.557	20	1:42.683	21	1:41.065	22	1:41.221	23	1:40.538	24	1:40.598
25	1:40.852	26	1:40.190	27	1:40.511	28	1:40.003	29	<b>1:39.502</b>	30	1:40.930	31	1:39.941		

63 Nicolas Vandierendonck , GT3 Cup PRO AM / BEL															
1	1:40.731	2	1:33.747	3	1:33.755	4	1:34.192	5	1:50.413	6	2:17.643	7	2:05.801	8	2:04.298
9	2:01.741	10	2:02.200	11	2:10.678	12	1:34.224	13	1:33.069	14	1:33.887	15	1:33.349	16	1:34.655
pit	1:45.787	18	3:20.315	19	1:34.090	20	1:32.876	21	1:33.235	22	1:33.000	23	1:33.961	24	1:32.799
25	<b>1:32.579</b>	26	1:32.683	27	1:32.914	28	1:33.028	29	1:32.811	30	1:32.997	31	1:33.522	32	1:33.376

69 Thierry Vermeulen , GT4 GT4 / NLD															
1	1:44.041	2	1:37.488	3	1:36.987	4	1:37.381	5	1:43.522	6	2:12.281	7	2:05.774	8	2:04.277
9	2:01.419	10	2:02.316	11	2:10.970	12	1:37.148	13	1:36.760	14	1:36.508	15	1:37.413	16	1:36.821
pit	1:48.074	18	3:23.019	19	<b>1:36.085</b>	20	1:36.885	21	1:36.378	22	1:37.357	23	1:37.767	24	1:36.465
25	1:36.641	26	1:36.264	27	1:36.549	28	1:38.010	29	1:39.836	30	1:37.274	31	1:38.103		

71 Alexander Goddijn , GT4 GT4 / NLD															
1	1:46.424	2	1:38.787	3	1:38.971	4	1:38.883	5	1:42.393	6	2:09.205	7	2:06.294	8	2:05.527
9	2:00.693	10	2:00.773	11	2:09.882	12	1:39.015	13	1:38.860	14	1:39.664	15	1:38.923	pit	1:47.756
17	3:22.237	pit	1:47.421	pit	2:11.040	20	2:05.110	21	1:38.903	22	1:39.237	23	1:38.478	24	1:38.736
25	1:40.025	26	1:38.232	27	1:39.743	28	1:40.489	29	1:38.147	30	<b>1:37.952</b>				

72 Steven van Rhee , GT4 GT4 / NLD															
1	1:45.246	2	1:38.415	3	1:37.925	4	1:37.684	5	1:41.729	6	2:12.696	7	2:06.409	8	2:05.244
9	2:01.255	10	2:00.621	11	2:09.993	12	1:37.925	13	1:37.814	14	1:37.903	15	1:37.863	16	1:37.509
17	1:37.412	pit	1:46.269	19	3:24.198	20	1:37.334	21	1:38.548	22	1:37.711	23	1:37.198	24	1:37.324
25	1:37.757	26	1:37.251	27	1:37.562	28	1:37.381	29	1:37.696	30	<b>1:37.115</b>	31	1:37.726		

126 Jos Jansen , GT3 Cup AM / BEL															
1	1:39.192	2	1:34.175	3	1:34.347	4	1:33.969	5	1:49.959	6	2:17.179	7	2:06.082	8	2:04.497
9	2:00.863	10	2:02.748	11	2:11.546	12	1:33.952	13	<b>1:33.208</b>	14	1:33.508	15	1:33.677	16	1:35.398
17	1:34.645	pit	1:44.626	19	3:22.064	20	1:33.595	21	1:33.717	22	1:34.516	23	1:36.743	24	1:34.267
25	1:33.966	26	1:34.519	27	1:34.444	28	1:35.101	29	1:34.851	30	1:34.224	31	1:34.247	32	1:35.959

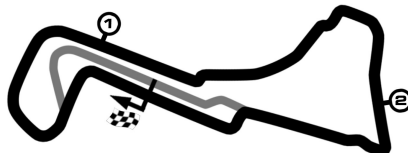
# DTM Zolder 1

Circuit Zolder, length 4000 m

09. - 11.10.2020

Porsche Carrera Cup Benelux

Lap by Lap race 3, 11.10.2020



**PORSCHE**

CARRERA CUP  
BENELUX

SPRINT CHALLENGE  
BENELUX

-Reg.No.: C-Z-DTM-015

## 140 Huub van Eijndhoven , GT3 Cup PRO AM / NLD

1	1:36.635	2	1:32.563	3	1:32.196	4	1:32.261	5	1:54.816	6	2:16.399	7	2:05.740	8	2:04.776
9	2:02.253	10	2:03.332	11	2:11.712	12	1:32.180	13	1:32.344	14	<b>1:31.888</b>	15	1:31.929	16	1:32.124
17	1:32.077	pit	1:43.496	19	3:16.919	20	1:33.099	21	1:32.618	22	1:32.558	23	1:32.490	24	1:32.802
25	1:32.842	26	1:32.539	27	1:32.415	28	1:32.924	29	1:32.683	30	1:32.994	31	1:33.115	32	1:34.171

## 700 Sven van Laere , GT4 GT4 / BEL

1	1:46.822	2	1:38.754	3	1:39.008	4	1:38.737	5	1:43.422	6	2:08.951	7	2:06.083	8	2:05.356
9	2:00.408	10	2:01.172	11	2:09.855	12	1:38.625	13	1:38.678	14	1:38.710	15	1:37.926	16	1:39.050
17	1:38.281	18	<b>1:37.909</b>	pit	1:49.168	20	3:29.225	21	1:41.282	22	1:41.493	23	1:42.001	24	1:42.007
25	1:41.473	26	1:42.613	27	1:41.866	28	1:41.345	29	1:41.076	30	1:42.315	31	1:42.092		

## 917 Stijn Lowette , GT3 Cup AM / BEL

1	1:42.578	2	1:35.040	3	<b>1:34.578</b>	4	1:34.742								
---	----------	---	----------	---	-----------------	---	----------	--	--	--	--	--	--	--	--

## 919 Michael Cool , GT3 Cup PRO AM / BEL

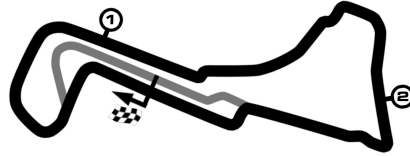
1	1:39.842	2	1:33.737	3	1:34.232	4	1:34.148	5	1:50.376	6	2:17.605	7	2:05.790	8	2:04.382
9	2:01.583	10	2:02.095	11	2:10.929	12	1:34.507	13	1:32.906	14	1:34.065	pit	1:44.531	16	3:17.382
17	1:33.710	pit	1:44.540	19	2:04.524	20	1:33.037	21	1:33.426	22	1:33.128	23	1:33.501	24	<b>1:32.657</b>
25	1:33.094	26	1:32.765	27	1:32.989	28	1:34.353	29	1:33.915	30	1:32.945	31	1:34.369	32	1:34.746

# DTM Zolder 1

Circuit Zolder, length 4000 m

09. - 11.10.2020

Porsche Carrera Cup Benelux



**PORSCHE**

CARRERA CUP  
BENELUX

SPRINT CHALLENGE  
BENELUX

## Lap Analysis race 3, 11.10.2020

-Reg.No.: C-Z-DTM-015

### 5 Bas Barenbrug , GT3 Cup PRO AM / NLD

theoretical besttime: 1:34.501

Lap	Time	S1	V1	S2	V2	S3	V3	Vmax	Lap	Time	S1	V1	S2	V2	S3	V3	Vmax
1	1:42.230	36.846	188	36.073	201	29.311	<b>201</b>	201	3	<b>1:34.820</b>	<b>30.548</b>	<b>194</b>	35.058	203	29.214	201	203
2	1:34.899	30.799	193	34.979	<b>204</b>	<b>29.121</b>	201	<b>204</b>	4	1:34.872	30.711	193	<b>34.832</b>	203	29.329	200	203

### 9 Jean-Pierre Verhoeven , GT3 Cup AM / NLD

theoretical besttime: 1:32.010

Lap	Time	S1	V1	S2	V2	S3	V3	Vmax	Lap	Time	S1	V1	S2	V2	S3	V3	Vmax
1	1:37.934	34.766	193	34.393	205	28.775	202	205	17	1:32.310	30.020	<b>197</b>	33.738	207	28.552	205	207
2	1:33.075	30.224	195	34.122	206	28.729	203	206	18	1:42.801	30.060	195	33.566	206	0.000		206
3	1:32.704	30.164	194	33.949	206	28.591	202	206	19	3:21.668	2:17.357	185	35.019	203	29.292	198	203
4	1:32.781	30.183	195	33.936	205	28.662	203	205	20	1:35.026	31.426	187	34.411	204	29.189	201	204
5	1:52.515	30.030	195	43.830	148	38.655	110	148	21	1:34.562	30.510	190	34.169	203	29.883	202	203
6	2:17.033	48.993	123	48.702	108	39.338	123	108	22	1:33.750	30.676	190	34.016	204	29.058	201	204
7	2:05.541	42.515	152	45.800	155	37.226	162	155	23	1:34.116	30.386	190	34.736	206	28.994	201	206
8	2:04.845	41.048	110	46.176	130	37.621	161	130	24	1:33.812	30.689	191	34.166	205	28.957	201	205
9	2:02.093	39.803	120	45.714	138	36.576	137	138	25	1:33.481	30.530	191	34.099	205	28.852	201	205
10	2:03.107	40.263	128	44.984	147	37.860	127	147	26	1:34.153	30.517	191	34.743	204	28.893	202	204
11	2:11.639	43.060	131	46.624	127	41.955	202	127	27	1:32.714	30.344	191	33.785	205	28.585	202	205
12	1:32.475	30.288	195	33.746	207	<b>28.441</b>	203	207	28	1:32.912	30.304	192	33.943	205	28.665	201	205
13	1:32.252	30.036	194	33.718	207	28.498	203	207	29	1:33.115	30.320	192	33.867	205	28.928	202	205
14	<b>1:32.072</b>	30.014	194	33.610	205	28.448	203	205	30	1:33.791	30.574	191	34.242	206	28.975	202	206
15	1:32.197	<b>30.005</b>	196	<b>33.564</b>	206	28.628	203	206	31	1:33.288	30.384	194	33.772	<b>208</b>	29.132	203	<b>208</b>
16	1:32.188	30.008	194	33.655	206	28.525	<b>205</b>	206	32	1:33.559	30.428	192	34.156	206	28.975	202	206

### 17 Gilles Smits , GT3 Cup AM / BEL

theoretical besttime: 1:32.345

Lap	Time	S1	V1	S2	V2	S3	V3	Vmax	Lap	Time	S1	V1	S2	V2	S3	V3	Vmax
1	1:38.786	34.996	194	34.739	204	29.051	202	204	17	1:32.653	30.129	193	33.806	202	28.718	202	202
2	1:33.086	30.354	193	34.065	206	28.667	203	206	18	1:32.890	30.271	194	33.996	201	28.623	203	201
3	1:32.845	30.219	194	33.896	206	28.730	201	206	19	1:32.796	30.304	193	33.827	203	28.665	<b>205</b>	203
4	1:32.670	30.200	<b>195</b>	33.837	<b>207</b>	28.633	202	<b>207</b>	20	1:32.847	30.556	193	<b>33.657</b>	204	28.634	201	204
5	1:52.895	30.241	193	43.835	131	38.819	117	131	21	1:33.914	30.436	192	34.739	198	28.739	203	198
6	2:17.320	48.988	102	48.688	120	39.644	129	120	22	1:32.738	30.234	193	33.783	205	28.721	202	205
7	2:05.231	41.805	141	46.210	138	37.216	150	138	23	1:32.829	30.399	193	33.763	204	28.667	201	204
8	2:04.979	40.632	110	46.258	130	38.089	135	130	24	1:32.756	30.380	194	33.771	204	28.605	202	204
9	2:01.671	39.421	134	46.073	144	36.177	133	144	25	1:33.577	30.542	193	34.383	201	28.652	202	201
10	2:02.818	40.003	131	45.107	129	37.708	154	129	26	1:33.080	30.436	193	34.048	206	28.596	202	206
11	2:11.488	43.372	131	46.390	126	41.726	201	126	27	1:33.111	30.475	194	34.041	204	<b>28.595</b>	202	204
12	1:33.224	30.436	195	34.097	204	28.691	201	204	28	1:33.595	30.612	193	33.931	204	29.052	202	204
13	<b>1:32.509</b>	<b>30.093</b>	194	33.816	204	28.600	202	204	29	1:33.613	30.583	192	34.182	203	28.848	202	203
14	1:32.648	30.124	194	33.787	205	28.737	202	205	30	1:33.135	30.491	194	33.859	206	28.785	203	206
15	1:43.754	30.304	194	33.968	203	0.000		203	31	1:33.597	30.626	192	34.164	206	28.807	202	206
16	3:17.163	2:14.352	192	34.176	203	28.635	202	203	32	1:33.657	30.527	194	33.874	206	29.256	200	206

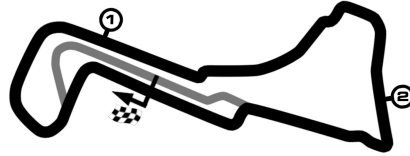


# DTM Zolder 1

Circuit Zolder, length 4000 m

09. - 11.10.2020

Porsche Carrera Cup Benelux



**PORSCHE**

CARRERA CUP  
BENELUX

SPRINT CHALLENGE  
BENELUX

-Reg.No.: C-Z-DTM-015

## Lap Analysis race 3, 11.10.2020

25 Harold Goddijn , GT4 GT4 / NLD										theoretical besttime: 1:39.287								
Lap	Time	S1	V1	S2	V2	S3	V3	Vmax		Lap	Time	S1	V1	S2	V2	S3	V3	Vmax
1	1:48.191	39.266	178	37.847	187	31.078	182	187		17	1:41.064	32.845	175	37.093	186	31.126	182	186
2	1:40.920	32.751	174	37.174	187	30.995	181	187		18	1:49.819	32.741	177	37.213	186	0.000		186
3	1:42.260	33.467	163	37.489	187	31.304	179	187		19	3:39.557	2:29.977	174	38.143	185	31.437	179	185
4	1:41.402	32.943	173	37.298	186	31.161	179	186		20	1:42.683	32.985	178	37.898	171	31.800	<b>184</b>	171
5	1:44.322	34.695	169	38.043	186	31.584	181	186		21	1:41.065	32.991	176	37.247	188	30.827	182	188
6	1:59.730	34.451	175	43.899	144	41.380	120	144		22	1:41.221	33.049	<b>179</b>	37.292	189	30.880	182	189
7	2:06.289	40.379	107	45.345	125	40.565	172	125		23	1:40.538	32.583	177	37.165	187	30.790	181	187
8	2:05.391	37.770	114	46.028	108	41.593	167	108		24	1:40.598	32.620	175	36.842	189	31.136	183	189
9	1:59.955	36.748	118	44.430	105	38.777	127	105		25	1:40.852	32.698	177	37.151	188	31.003	183	188
10	2:01.406	37.258	124	46.312	141	37.836	143	141		26	1:40.190	32.260	179	36.696	189	31.234	183	189
11	2:10.154	42.289	124	45.081	111	42.784	181	111		27	1:40.511	<b>32.206</b>	179	37.226	189	31.079	183	189
12	1:42.364	33.284	175	37.761	187	31.319	181	187		28	1:40.003	32.658	177	36.794	<b>191</b>	<b>30.551</b>	183	<b>191</b>
13	1:41.807	32.985	177	37.598	185	31.224	181	185		29	<b>1:39.502</b>	32.219	177	<b>36.530</b>	189	30.753	182	189
14	1:41.644	33.008	176	37.490	186	31.146	182	186		30	1:40.930	32.569	179	37.553	189	30.808	182	189
15	1:41.403	33.019	177	37.128	188	31.256	181	188		31	1:39.941	32.576	178	36.575	189	30.790	182	189
16	1:41.494	32.726	178	37.455	187	31.313	179	187										

63 Nicolas Vandierendonck , GT3 Cup PRO AM / BEL										theoretical besttime: 1:32.355								
Lap	Time	S1	V1	S2	V2	S3	V3	Vmax		Lap	Time	S1	V1	S2	V2	S3	V3	Vmax
1	1:40.731	36.586	188	35.392	203	28.753	<b>203</b>	203		17	1:45.787	31.853	193	34.055	206	0.000		206
2	1:33.747	30.497	191	34.523	203	28.727	202	203		18	3:20.315	2:17.624	192	33.917	205	28.774	202	205
3	1:33.755	30.460	191	34.450	204	28.845	201	204		19	1:34.090	30.949	192	34.269	205	28.872	201	205
4	1:34.192	31.304	192	34.253	203	28.635	203	203		20	1:32.876	30.290	191	33.954	205	28.632	202	205
5	1:50.413	30.482	191	41.386	152	38.545	118	152		21	1:33.235	30.363	192	33.970	204	28.902	202	204
6	2:17.643	49.167	97	48.339	104	40.137	131	104		22	1:33.000	30.464	193	33.927	204	28.609	201	204
7	2:05.801	41.827	111	46.116	127	37.858	113	127		23	1:33.961	31.054	191	34.086	204	28.821	202	204
8	2:04.298	40.016	118	46.029	125	38.253	103	125		24	1:32.799	<b>30.202</b>	192	34.004	204	28.593	202	204
9	2:01.741	39.965	133	45.140	115	36.636	128	115		25	<b>1:32.579</b>	30.305	192	<b>33.672</b>	206	28.602	202	206
10	2:02.200	39.181	140	45.601	126	37.418	132	126		26	1:32.683	30.364	192	33.838	206	<b>28.481</b>	203	206
11	2:10.678	43.188	124	46.061	133	41.429	202	133		27	1:32.914	30.521	191	33.794	204	28.599	202	204
12	1:34.224	30.715	193	34.562	<b>206</b>	28.947	203	<b>206</b>		28	1:33.028	30.316	192	34.108	205	28.604	202	205
13	1:33.069	30.585	<b>194</b>	33.954	206	28.530	202	206		29	1:32.811	30.420	191	33.823	204	28.568	202	204
14	1:33.887	30.368	193	34.649	204	28.870	203	204		30	1:32.997	30.502	192	33.928	205	28.567	202	205
15	1:33.349	30.556	192	33.881	206	28.912	201	206		31	1:33.522	30.706	192	34.146	206	28.670	200	206
16	1:34.655	30.634	184	34.942	202	29.079	201	202		32	1:33.376	30.688	190	33.987	204	28.701	201	204

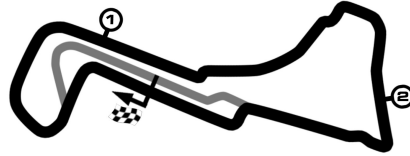
69 Thierry Vermeulen , GT4 GT4 / NLD										theoretical besttime: 1:35.906								
Lap	Time	S1	V1	S2	V2	S3	V3	Vmax		Lap	Time	S1	V1	S2	V2	S3	V3	Vmax
1	1:44.041	37.718	174	35.924	<b>194</b>	30.399	184	<b>194</b>		17	1:48.074	31.635	182	35.123	192	0.000		192
2	1:37.488	31.623	182	35.542	193	30.323	185	193		18	3:23.019	2:17.192	178	35.695	192	30.132	186	192
3	1:36.987	31.333	180	35.429	193	30.225	185	193		19	<b>1:36.085</b>	31.418	181	34.807	194	<b>29.860</b>	186	194
4	1:37.381	31.620	180	35.440	193	30.321	184	193		20	1:36.885	<b>31.273</b>	181	35.400	191	30.212	185	191
5	1:43.522	32.961	166	38.989	176	31.572	166	176		21	1:36.378	31.488	179	34.970	193	29.920	185	193
6	2:12.281	43.404	97	48.298	109	40.579	126	109		22	1:37.357	31.542	181	35.443	192	30.372	185	192
7	2:05.774	41.512	124	46.151	117	38.111	113	117		23	1:37.767	31.735	179	35.626	194	30.406	<b>187</b>	194
8	2:04.277	39.915	104	45.753	119	38.609	126	119		24	1:36.465	31.435	<b>183</b>	35.059	193	29.971	186	193
9	2:01.419	39.765	127	45.143	137	36.511	109	137		25	1:36.641	31.484	180	35.093	193	30.064	187	193
10	2:02.316	39.100	117	45.456	116	37.760	125	116		26	1:36.264	31.507	181	<b>34.773</b>	194	29.984	186	194
11	2:10.970	42.924	107	45.899	151	42.147	185	151		27	1:36.549	31.484	183	35.063	194	30.002	187	194
12	1:37.148	31.503	181	35.466	193	30.179	186	193		28	1:38.010	31.500	181	35.880	191	30.630	184	191
13	1:36.760	31.451	180	35.176	193	30.133	185	193		29	1:39.836	32.109	173	37.478	188	30.249	185	188
14	1:36.508	31.414	179	35.114	193	29.980	185	193		30	1:37.274	31.661	170	35.496	192	30.117	187	192
15	1:37.413	32.024	173	35.342	193	30.047	185	193		31	1:38.103	32.738	180	35.195	193	30.170	187	193
16	1:36.821	31.418	180	35.435	192	29.968	186	192										

# DTM Zolder 1

Circuit Zolder, length 4000 m

09. - 11.10.2020

Porsche Carrera Cup Benelux



**PORSCHE**

CARRERA CUP  
BENELUX

SPRINT CHALLENGE  
BENELUX

-Reg.No.: C-Z-DTM-015

## Lap Analysis race 3, 11.10.2020

71 Alexander Goddijn , GT4 GT4 / NLD									theoretical besttime: 1:37.818								
Lap	Time	S1	V1	S2	V2	S3	V3	Vmax	Lap	Time	S1	V1	S2	V2	S3	V3	Vmax
1	1:46.424	38.425	177	37.252	191	30.747	185	191	16	1:47.756	31.547	<b>183</b>	36.537	191	0.000		191
2	1:38.787	31.761	181	36.374	192	30.652	185	192	17	3:22.237	2:15.092	181	36.555	192	30.590	185	192
3	1:38.971	31.886	182	36.300	191	30.785	185	191	18	1:47.421	31.564	183	36.258	191	0.000		191
4	1:38.883	31.782	181	36.410	191	30.691	186	191	19	2:11.040	54.665	182	36.222	191	0.000		191
5	1:42.393	33.018	179	37.219	190	32.156	184	190	20	2:05.110	57.864	179	36.500	191	30.746	186	191
6	2:09.205	39.256	105	48.091	96	41.858	105	96	21	1:38.903	31.550	179	36.510	191	30.843	185	191
7	2:06.294	40.243	134	46.125	139	39.926	114	139	22	1:39.237	31.732	182	36.238	191	31.267	187	191
8	2:05.527	37.928	109	46.365	112	41.234	131	112	23	1:38.478	31.730	181	36.329	192	30.419	186	192
9	2:00.693	36.843	112	44.935	119	38.915	107	119	24	1:38.736	31.649	181	36.414	192	30.673	186	192
10	2:00.773	36.859	117	45.815	136	38.099	128	136	25	1:40.025	31.751	181	36.416	191	31.858	187	191
11	2:09.882	42.002	124	46.070	115	41.810	185	115	26	1:38.232	31.788	181	36.019	192	30.425	187	192
12	1:39.015	31.877	181	36.313	190	30.825	185	190	27	1:39.743	32.064	180	36.147	192	31.532	186	192
13	1:38.860	31.671	180	36.491	192	30.698	186	192	28	1:40.489	31.671	182	38.454	<b>193</b>	<b>30.364</b>	187	<b>193</b>
14	1:39.664	31.965	180	37.183	189	30.516	186	189	29	1:38.147	31.638	182	35.992	193	30.517	<b>188</b>	193
15	1:38.923	31.699	182	36.220	192	31.004	184	192	30	<b>1:37.952</b>	<b>31.522</b>	183	<b>35.932</b>	192	30.498	186	192

72 Steven van Rhee , GT4 GT4 / NLD									theoretical besttime: 1:36.982								
Lap	Time	S1	V1	S2	V2	S3	V3	Vmax	Lap	Time	S1	V1	S2	V2	S3	V3	Vmax
1	1:45.246	38.266	171	36.584	191	30.396	184	191	17	1:37.412	31.612	<b>181</b>	35.312	192	30.488	182	192
2	1:38.415	32.350	179	35.747	191	30.318	182	191	18	1:46.269	31.789	180	<b>35.246</b>	192	0.000		192
3	1:37.925	31.889	178	35.624	191	30.412	182	191	19	3:24.198	2:17.326	180	35.393	192	31.479	<b>185</b>	192
4	1:37.684	31.738	179	35.706	191	30.240	184	191	20	1:37.334	31.642	180	35.317	192	30.375	184	192
5	1:41.729	32.807	177	37.718	190	31.204	155	190	21	1:38.548	31.959	180	36.265	<b>193</b>	30.324	185	<b>193</b>
6	2:12.696	42.649	108	48.503	102	41.544	116	102	22	1:37.711	31.761	180	35.346	192	30.604	183	192
7	2:06.409	40.470	132	45.890	141	40.049	127	141	23	1:37.198	31.712	179	35.277	192	<b>30.209</b>	185	192
8	2:05.244	37.946	108	46.578	123	40.720	127	123	24	1:37.324	31.558	179	35.328	191	30.438	184	191
9	2:01.255	37.357	101	44.899	120	38.999	114	120	25	1:37.757	31.836	179	35.646	192	30.275	185	192
10	2:00.621	36.642	115	45.691	136	38.288	135	136	26	1:37.251	31.531	180	35.319	192	30.401	183	192
11	2:09.993	42.139	116	46.301	119	41.553	183	119	27	1:37.562	31.825	178	35.395	192	30.342	184	192
12	1:37.925	31.733	179	35.690	191	30.502	183	191	28	1:37.381	31.674	179	35.335	192	30.372	183	192
13	1:37.814	31.747	180	35.613	192	30.454	184	192	29	1:37.696	32.155	181	35.313	191	30.228	185	191
14	1:37.903	31.693	179	35.396	192	30.814	182	192	30	<b>1:37.115</b>	31.535	180	35.311	193	30.269	185	193
15	1:37.863	32.019	179	35.448	191	30.396	184	191	31	1:37.726	<b>31.527</b>	180	35.339	193	30.860	185	193
16	1:37.509	31.741	180	35.462	192	30.306	183	192									

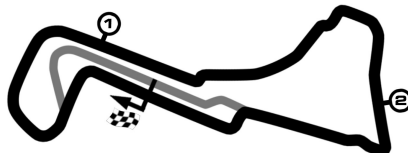
126 Jos Jansen , GT3 Cup AM / BEL									theoretical besttime: 1:32.324								
Lap	Time	S1	V1	S2	V2	S3	V3	Vmax	Lap	Time	S1	V1	S2	V2	S3	V3	Vmax
1	1:39.192	35.450	192	34.900	206	28.842	<b>202</b>	206	17	1:34.645	30.835	192	34.580	202	29.230	200	202
2	1:34.175	30.406	<b>195</b>	34.587	203	29.182	201	203	18	1:44.626	30.728	193	34.415	204	0.000		204
3	1:34.347	30.717	194	34.599	206	29.031	201	206	19	3:22.064	2:17.744	187	35.308	204	29.012	201	204
4	1:33.969	30.785	194	34.241	204	28.943	201	204	20	1:33.595	30.559	192	34.138	207	28.898	201	207
5	1:49.959	30.443	193	40.760	135	38.756	118	135	21	1:33.717	30.558	194	34.331	205	28.828	202	205
6	2:17.179	48.958	99	48.507	109	39.714	126	109	22	1:34.516	31.139	192	34.441	206	28.936	202	206
7	2:06.082	41.977	125	46.112	135	37.993	119	135	23	1:36.743	30.864	192	36.963	205	28.916	202	205
8	2:04.497	40.188	119	45.762	130	38.547	116	130	24	1:34.267	30.752	194	34.822	206	28.693	202	206
9	2:00.863	39.163	148	46.108	130	35.592	130	130	25	1:33.966	30.548	193	34.525	205	28.893	202	205
10	2:02.748	40.114	140	45.656	135	36.978	147	135	26	1:34.519	30.890	193	34.593	205	29.036	202	205
11	2:11.546	43.392	122	46.316	136	41.838	201	136	27	1:34.444	30.991	192	34.515	206	28.938	201	206
12	1:33.952	30.774	189	34.616	205	<b>28.562</b>	202	205	28	1:35.101	31.050	193	35.130	200	28.921	202	200
13	<b>1:33.208</b>	<b>30.181</b>	195	<b>33.581</b>	<b>207</b>	29.446	198	<b>207</b>	29	1:34.851	31.058	192	34.753	204	29.040	201	204
14	1:33.508	30.290	192	34.224	206	28.994	201	206	30	1:34.224	30.779	193	34.649	205	28.796	202	205
15	1:33.677	30.363	194	34.348	206	28.966	200	206	31	1:34.247	30.585	194	34.540	206	29.122	202	206
16	1:35.398	31.354	184	34.897	204	29.147	201	204	32	1:35.959	31.018	194	35.318	202	29.623	201	202

# DTM Zolder 1

Circuit Zolder, length 4000 m

09. - 11.10.2020

Porsche Carrera Cup Benelux



PORSCHE

CARRERA CUP  
BENELUX

SPRINT CHALLENGE  
BENELUX

## Lap Analysis race 3, 11.10.2020

-Reg.No.: C-Z-DTM-015

140 Huub van Eindhoven , GT3 Cup PRO AM / NLD									theoretical besttime: 1:31.731								
Lap	Time	S1	V1	S2	V2	S3	V3	Vmax	Lap	Time	S1	V1	S2	V2	S3	V3	Vmax
1	1:36.635	33.992	193	34.105	205	28.538	202	205	17	1:32.077	30.134	194	33.486	208	28.457	203	208
2	1:32.563	30.194	194	33.892	206	28.477	201	206	18	1:43.496	30.275	195	33.636	207	0.000		207
3	1:32.196	30.124	194	33.698	207	28.374	203	207	19	3:16.919	2:14.690	193	33.845	207	28.384	203	207
4	1:32.261	30.182	194	33.661	207	28.418	202	207	20	1:33.099	30.328	195	33.632	208	29.139	203	208
5	1:54.816	30.272	193	45.978	138	38.566	108	138	21	1:32.618	30.368	195	33.651	206	28.599	203	206
6	2:16.399	48.812	133	48.651	118	38.936	155	118	22	1:32.558	30.236	195	33.625	207	28.697	202	207
7	2:05.740	42.917	163	46.009	141	36.814	163	141	23	1:32.490	30.289	194	33.582	208	28.619	<b>205</b>	208
8	2:04.776	40.742	147	46.932	138	37.102	167	138	24	1:32.802	30.433	195	33.707	207	28.662	205	207
9	2:02.253	40.004	147	45.911	164	36.338	158	164	25	1:32.842	30.340	194	33.775	205	28.727	205	205
10	2:03.332	40.158	148	45.473	148	37.701	138	148	26	1:32.539	30.524	194	33.498	208	28.517	203	208
11	2:11.712	42.820	145	47.106	135	41.786	201	135	27	1:32.415	30.274	195	33.628	207	28.513	203	207
12	1:32.180	30.199	<b>196</b>	33.580	<b>208</b>	28.401	202	<b>208</b>	28	1:32.924	30.447	194	33.991	207	28.486	205	207
13	1:32.344	30.163	194	33.625	208	28.556	203	208	29	1:32.683	30.398	195	33.934	206	<b>28.351</b>	205	206
14	<b>1:31.888</b>	<b>29.961</b>	196	33.538	207	28.389	203	207	30	1:32.994	30.737	194	33.888	207	28.369	205	207
15	1:31.929	30.082	194	33.463	207	28.384	203	207	31	1:33.115	30.554	193	33.876	208	28.685	205	208
16	1:32.124	30.211	194	<b>33.419</b>	208	28.494	202	208	32	1:34.171	30.867	193	34.293	205	29.011	181	205

700 Sven van Laere , GT4 GT4 / BEL									theoretical besttime: 1:37.489								
Lap	Time	S1	V1	S2	V2	S3	V3	Vmax	Lap	Time	S1	V1	S2	V2	S3	V3	Vmax
1	1:46.822	38.244	165	37.820	189	30.758	186	189	17	1:38.281	31.712	182	36.167	193	30.402	186	193
2	1:38.754	31.623	<b>182</b>	36.496	191	30.635	186	191	18	<b>1:37.909</b>	31.630	182	<b>35.719</b>	190	30.560	185	190
3	1:39.008	32.098	180	35.913	192	30.997	186	192	19	1:49.168	31.754	182	35.808	191	0.000		191
4	1:38.737	31.733	180	36.317	191	30.687	186	191	20	3:29.225	2:20.493	172	37.681	188	31.051	184	188
5	1:43.422	35.735	176	36.043	192	31.644	183	192	21	1:41.282	33.003	177	37.054	187	31.225	181	187
6	2:08.951	38.641	99	47.992	94	42.318	100	94	22	1:41.493	32.887	175	37.375	188	31.231	183	188
7	2:06.083	40.309	121	45.741	136	40.033	162	136	23	1:42.001	33.147	175	37.494	187	31.360	183	187
8	2:05.356	37.767	113	46.384	101	41.205	122	101	24	1:42.007	32.984	177	37.454	189	31.569	184	189
9	2:00.408	37.033	107	44.793	102	38.582	118	102	25	1:41.473	32.793	176	37.541	187	31.139	184	187
10	2:01.172	37.080	111	46.192	124	37.900	120	124	26	1:42.613	33.901	174	37.469	186	31.243	184	186
11	2:09.855	42.068	122	45.846	96	41.941	185	96	27	1:41.866	33.193	174	37.489	184	31.184	184	184
12	1:38.625	<b>31.538</b>	182	36.261	192	30.826	186	192	28	1:41.345	32.961	177	37.174	187	31.210	184	187
13	1:38.678	31.710	180	36.331	<b>193</b>	30.637	<b>188</b>	<b>193</b>	29	1:41.076	32.960	177	36.863	188	31.253	183	188
14	1:38.710	31.992	180	36.486	192	<b>30.232</b>	186	192	30	1:42.315	33.059	178	37.203	188	32.053	183	188
15	1:37.926	31.737	181	35.826	192	30.363	187	192	31	1:42.092	33.239	175	37.450	187	31.403	182	187
16	1:39.050	32.917	179	35.796	192	30.337	187	192									

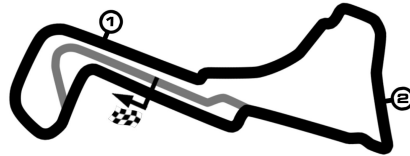
917 Stijn Lowette , GT3 Cup AM / BEL									theoretical besttime: 1:34.313								
Lap	Time	S1	V1	S2	V2	S3	V3	Vmax	Lap	Time	S1	V1	S2	V2	S3	V3	Vmax
1	1:42.578	37.354	187	35.735	204	29.489	203	204	3	<b>1:34.578</b>	<b>30.558</b>	194	34.884	204	29.136	203	204
2	1:35.040	30.947	<b>194</b>	34.872	204	29.221	202	204	4	1:34.742	30.987	192	<b>34.620</b>	<b>206</b>	<b>29.135</b>	<b>205</b>	<b>206</b>

# DTM Zolder 1

Circuit Zolder, length 4000 m

09. - 11.10.2020

Porsche Carrera Cup Benelux



**PORSCHE**

CARRERA CUP  
BENELUX

SPRINT CHALLENGE  
BENELUX

## Lap Analysis race 3, 11.10.2020

-Reg.No.: C-Z-DTM-015

**919 Michael Cool , GT3 Cup PRO AM / BEL**

**theoretical besttime: 1:32.260**

Lap	Time	S1	V1	S2	V2	S3	V3	Vmax	Lap	Time	S1	V1	S2	V2	S3	V3	Vmax
1	1:39.842	35.761	193	34.973	204	29.108	201	204	17	1:33.710	30.850	192	33.806	205	29.054	202	205
2	1:33.737	30.399	<b>194</b>	34.174	204	29.164	202	204	18	1:44.540	30.487	192	34.042	204	0.000		204
3	1:34.232	30.827	193	34.462	204	28.943	202	204	19	2:04.524	1:01.589	190	34.115	205	28.820	202	205
4	1:34.148	31.361	193	33.955	205	28.832	203	205	20	1:33.037	30.282	193	33.880	205	28.875	201	205
5	1:50.376	30.559	193	41.198	134	38.619	114	134	21	1:33.426	30.478	193	34.170	205	28.778	201	205
6	2:17.605	49.086	99	48.382	107	40.137	131	107	22	1:33.128	30.458	192	34.007	204	28.663	202	204
7	2:05.790	41.735	123	45.959	132	38.096	101	132	23	1:33.501	30.345	192	34.317	205	28.839	202	205
8	2:04.382	40.020	132	45.939	127	38.423	104	127	24	<b>1:32.657</b>	30.482	191	33.649	205	<b>28.526</b>	202	205
9	2:01.583	39.784	143	45.378	117	36.421	121	117	25	1:33.094	30.633	192	33.834	206	28.627	202	206
10	2:02.095	39.260	148	45.723	123	37.112	133	123	26	1:32.765	30.301	194	33.689	206	28.775	202	206
11	2:10.929	43.264	129	46.218	144	41.447	<b>205</b>	144	27	1:32.989	30.501	193	<b>33.523</b>	<b>207</b>	28.965	201	<b>207</b>
12	1:34.507	30.968	192	34.579	204	28.960	202	204	28	1:34.353	30.442	194	33.534	207	30.377	202	207
13	1:32.906	30.477	194	33.701	206	28.728	202	206	29	1:33.915	30.841	192	34.130	205	28.944	203	205
14	1:34.065	<b>30.211</b>	194	34.894	204	28.960	202	204	30	1:32.945	30.545	192	33.794	207	28.606	203	207
15	1:44.531	30.324	194	33.908	204	0.000		204	31	1:34.369	30.553	192	34.398	200	29.418	202	200
16	3:17.382	2:13.872	192	33.770	205	29.740	202	205	32	1:34.746	30.757	192	34.585	204	29.404	202	204

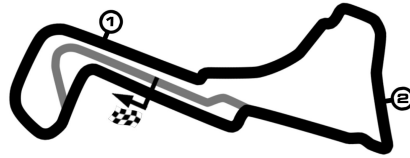
# DTM Zolder 1

Circuit Zolder, length 4000 m

09. - 11.10.2020

Porsche Carrera Cup Benelux

## Best Sector Times race 3



**PORSCHE**

**CARRERA CUP  
BENELUX**

**SPRINT CHALLENGE  
BENELUX**

-Reg.No.: C-Z-DTM-015

Pos.	sector 1		sector 2		sector 3		theoretical and best lap time							
	No	Driver	Time	No	Driver	Time	No	Driver	theoretical	Best	Pos			
1	140	van Eijndhoven H.	29.961	140	van Eijndhoven H.	33.419	140	van Eijndhoven H.	28.351	140	van Eijndhoven H.	1:31.731	1:31.888	
2	9	Verhoeven-Verhoeve	30.005	919	Cool M.	33.523	9	Verhoeven-Verhoeve	28.441	9	Verhoeven-Verhoeve	1:32.010	1:32.072	
3	17	Smits G.	30.093	9	Verhoeven-Verhoeve	33.564	63	Vandierendonck N.	28.481	919	Cool M.	1:32.260	1:32.657	
4	126	Jansen J.	30.181	126	Jansen J.	33.581	919	Cool M.	28.526	126	Jansen J.	1:32.324	1:33.208	
5	63	Vandierendonck N.	30.202	17	Smits G.	33.657	126	Jansen J.	28.562	17	Smits G.	1:32.345	1:32.509	
6	919	Cool M.	30.211	63	Vandierendonck N.	33.672	17	Smits G.	28.595	63	Vandierendonck N.	1:32.355	1:32.579	
7	5	Barenbrug B.	30.548	917	Lowette S.	34.620	5	Barenbrug B.	29.121	917	Lowette S.	1:34.313	1:34.578	
8	917	Lowette S.	30.558	69	Vermeulen T.	34.773	917	Lowette S.	29.135	5	Barenbrug B.	1:34.501	1:34.820	
9	69	Vermeulen T.	31.273	5	Barenbrug B.	34.832	69	Vermeulen T.	29.860	69	Vermeulen T.	1:35.906	1:36.085	
10	71	Goddijn A.	31.522	72	van Rhee S.	35.246	72	van Rhee S.	30.209	72	van Rhee S.	1:36.982	1:37.115	
11	72	van Rhee S.	31.527	700	van Laere-Redant	35.719	700	van Laere-Redant	30.232	700	van Laere-Redant	1:37.489	1:37.909	
12	700	van Laere-Redant	31.538	71	Goddijn A.	35.932	71	Goddijn A.	30.364	71	Goddijn A.	1:37.818	1:37.952	
13	25	Goddijn H.	32.206	25	Goddijn H.	36.530	25	Goddijn H.	30.551	25	Goddijn H.	1:39.287	1:39.502	



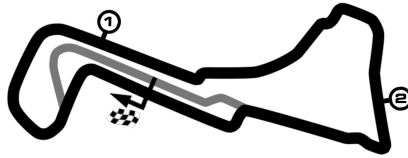
# DTM Zolder 1

Circuit Zolder, length 4000 m

09. - 11.10.2020

Porsche Carrera Cup Benelux

Topspeed race 3, 11.10.2020



**PORSCHE**

CARRERA CUP  
BENELUX

SPRINT CHALLENGE  
BENELUX

-Reg.No.: C-Z-DTM-015

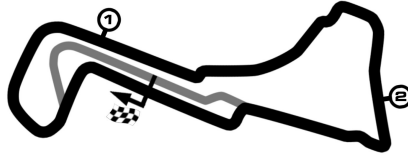
Car No.	Driver	Make	Speed km/h
9	Jean-Pierre Verhoeven	GT3 Cup	208
140	Huub van Eijndhoven	GT3 Cup	208
919	Michael Cool	GT3 Cup	207
126	Jos Jansen	GT3 Cup	207
17	Gilles Smits	GT3 Cup	207
63	Nicolas Vandierendonck	GT3 Cup	206
917	Stijn Lowette	GT3 Cup	206
5	Bas Barenbrug	GT3 Cup	204
69	Thierry Vermeulen	GT4	194
700	Sven van Laere	GT4	193
72	Steven van Rhee	GT4	193
71	Alexander Goddijn	GT4	193
25	Harold Goddijn	GT4	191

# DTM Zolder 1

Circuit Zolder, length 4000 m

09. - 11.10.2020

Porsche Carrera Cup Benelux



**PORSCHE**

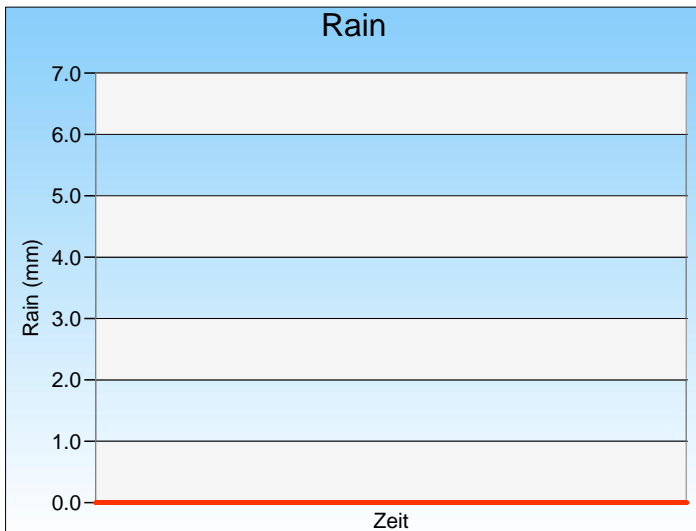
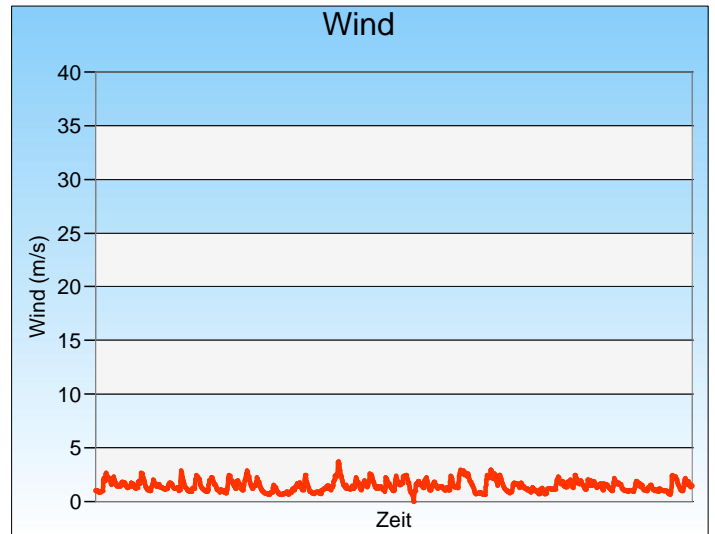
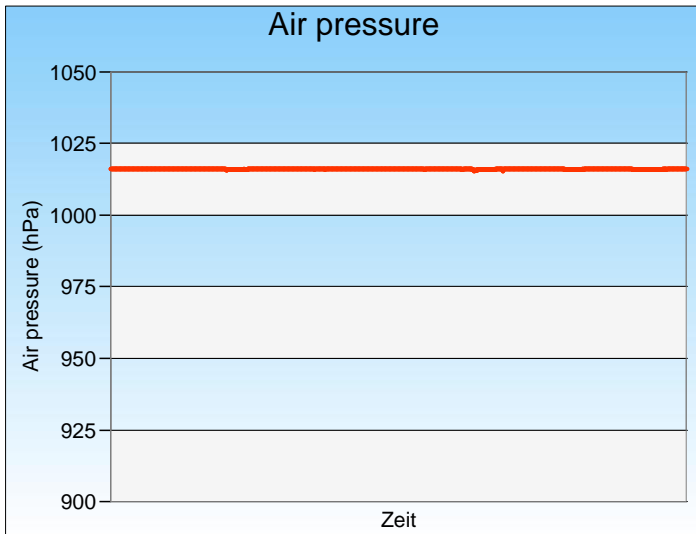
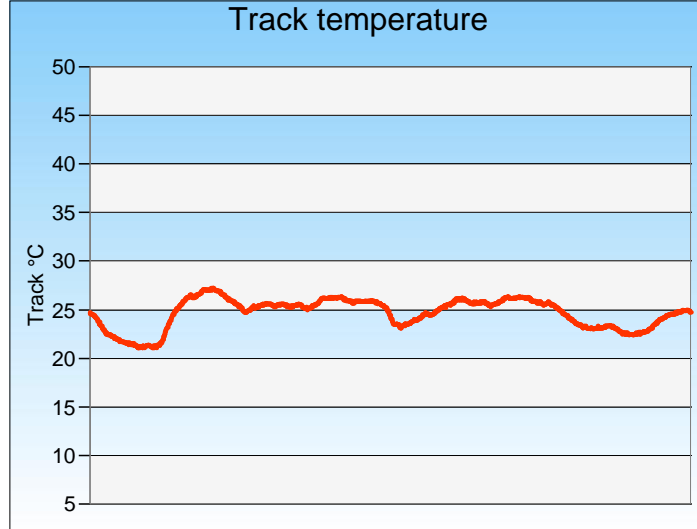
CARRERA CUP  
BENELUX

SPRINT CHALLENGE  
BENELUX

## Weather race 3

-Reg.No.: C-Z-DTM-015

11.10.2020, 15:10:00 - 16:05:00



Weather:





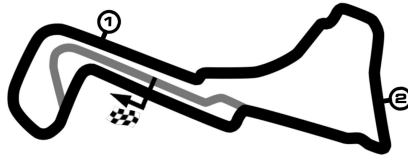
# DTM Zolder 1

Circuit Zolder, length 4000 m

09. - 11.10.2020

Porsche Carrera Cup Benelux

Starting grid race 3



**PORSCHE**

CARRERA CUP  
BENELUX

SPRINT CHALLENGE  
BENELUX

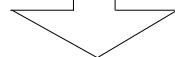
-Reg.No.: C-Z-DTM-015

700	Redant, Yannick GT4	1:42.025
69	Vermeulen, Thierry GT4	1:40.996
917	Lowette, Stijn GT3 Cup	1:38.964
919	Cool, Michael GT3 Cup	1:38.417
17	Smits, Gilles GT3 Cup	1:36.483
126	Jansen, Jos GT3 Cup	1:35.649

7  
6  
5  
4  
3  
2  
1

25	Goddijn, Harold GT4	1:45.213
72	van Rhee, Steven GT4	1:41.097
71	Goddijn, Alexander GT4	1:40.974
5	Barenbrug, Bas GT3 Cup	1:38.744
63	Vandierendonck, Nicolas GT3 Cup	1:37.781
9	Verhoeven, Jean-Pierre GT3 Cup	1:35.870
140	van Eijndhoven, Huub GT3 Cup	1:34.136

**Pole Position**



Subject to final scrutineering !

Marc Boonman

Ludo Peeters