

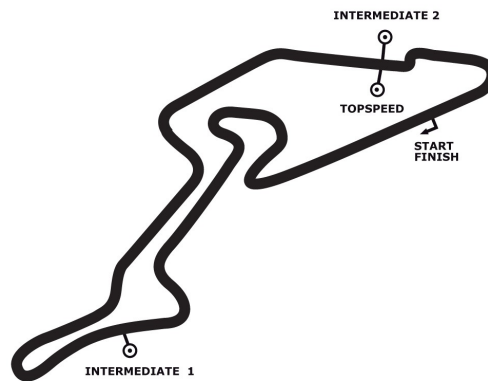
**PORSCHE**

**CARRERA CUP  
BENELUX**

**SPRINT CHALLENGE  
BENELUX**

# **DTM Nürburgring GP**

## **race 1**



## **Nürburgring GP 5148 m**

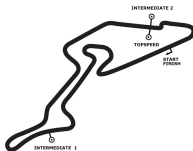
### **11. - 13.09.2020**

# DTM Nürburgring GP

Nürburgring GP, length 5148 m

11. - 13.09.2020

Porsche Carrera Cup Benelux



**PORSCHE**

**CARRERA CUP  
BENELUX**

**SPRINT CHALLENGE  
BENELUX**

**DMSB**-Reg.No.: R-11392/20

## Result race 1, 12.09.2020

started : 13

classified : 13

not classified : 0

Pos	No.	Cl.	R	Entrant Driver, Place	Car Sponsor	Lap	Time total	Interval GAP	Avg. Total	fastest Avg.	at Lap
1	14	PRO		Team GP Elite (NLD) / 359 <b>Morris Schuring / NLD / 43838</b>	GT3 Cup	15	31:08.024		148.816	2:03.845 149.645	5
2	4	PRO		Bas Koeten Racing (NLD) / 34220 <b>Loek Hartog / NLD / 40970</b>	GT3 Cup	15	31:09.396	1.372 1.372	148.707	2:03.666 149.862	4
3	11	PAM		Tijn Jilesen (NLD) / 37343 <b>Tijn Jilesen / NLD / 37343</b>	GT3 Cup	15	31:21.735	13.711 12.339	147.732	2:04.403 148.974	3
4	6	PAM		Black Falcon (DEU) / BIF1112500 <b>Carlos Rivas / LUX / A 1343</b>	GT3 Cup	15	31:23.272	15.248 1.537	147.611	2:04.268 149.136	4
5	140	PAM		Huub van Eijndhoven (NLD) / 318' <b>Huub van Eijndhoven / NLD / 31818</b>	GT3 Cup	15	31:25.244	17.220 1.972	147.457	2:04.304 149.093	10
6	63	PAM		EMG Motorsport (BEL) / 20982 <b>Nicolas Vandierendonck / BEL / 907305</b>	GT3 Cup	15	31:29.240	21.216 3.996	147.145	2:05.125 148.114	2
7	9	AM		Jean Pierre Verhoeven (NLD) / 43082 <b>Jean-Pierre Verhoeven / NLD / 14333</b> <b>Jaxon Verhoeven / NLD / 43082</b>	GT3 Cup	15	31:41.012	32.988 11.772	146.234	2:05.795 147.325	12
8	919	PAM		Michael Cool (BEL) / 902353 <b>Michael Cool / BEL / 902353</b>	GT3 Cup	15	31:47.348	39.324 6.336	145.748	2:05.842 147.270	12
9	5	PAM		Bas Koeten Racing (NLD) / 34220 <b>Bas Barenbrug / NLD / 9291</b>	GT3 Cup	15	31:53.081	45.057 5.733	145.311	2:06.457 146.554	15
10	69	GT4		Team GP Elite (NLD) / 359 <b>Thierry Vermeulen / NLD / 49530</b>	GT4	15	32:52.684	1:44.660 59.603	140.921	2:10.282 142.251	4
11	71	GT4		Team GP Elite (NLD) / 359 <b>Alexander Goddijn / NLD / 46378</b>	GT4	15	33:04.754	1:56.730 12.070	140.064	2:11.309 141.139	9
12	72	GT4		Team GP Elite (NLD) / 359 <b>Steven van Rhee / NLD / 46387</b>	GT4	15	33:07.587	1:59.563 2.833	139.864	2:11.110 141.353	15
13	700	GT4		Sven van Laere (BEL) / 700701 <b>Sven van Laere / BEL / 700701</b> <b>Ayrton Redant / BEL / 913275</b>	GT4	14	31:33.441	1 Runde 1 Runde	137.031	2:11.346 141.099	7

fastest lap: 4 Hartog Loek 2:03.666 =149.862 km/h

CAR # 140 - 5 SEC. TIME PENALTY (JUMP START)

CARS # 4 & 140 - 5 SEC. TIME PENALTY (LEAVING THE TRACK AFTER RECEIVING A WARNING)

Subject to final scrutineering !

Issued:

Clerk of the Course:

Timekeeper:

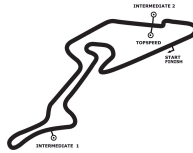
# DTM Nürburgring GP

Nürburgring GP, length 5148 m

11. - 13.09.2020

Porsche Carrera Cup Benelux

Result race 1, 12.09.2020



**PORSCHE**

CARRERA CUP  
BENELUX

SPRINT CHALLENGE  
BENELUX

**DMSB**-Reg.No.: R-11392/20

Pos.	No.	Cl.	Entrant Driver	Car	Lap	Time	Gap Intervall	Speed Total	Fast Lap. Speed
------	-----	-----	-------------------	-----	-----	------	------------------	----------------	--------------------

## AM

**Started: 1**      **Classified: 1**      **not Classified: 0**

1	9	AM	Jean Pierre Verhoeven (NLD) / 43082 Jean-Pierre Verhoeven / NLD / 14333 Jaxon Verhoeven / NLD / 43082	GT3 Cup	15	31:41.012		146.234	2:05.795 12 147.325
---	---	----	---	---------	----	-----------	--	---------	------------------------

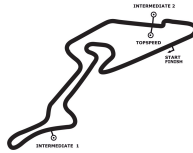
# DTM Nürburgring GP

Nürburgring GP, length 5148 m

11. - 13.09.2020

Porsche Carrera Cup Benelux

Result race 1, 12.09.2020



**PORSCHE**

**CARRERA CUP  
BENELUX**

**SPRINT CHALLENGE  
BENELUX**

**DMSB**-Reg.No.: R-11392/20

Pos.	No.	Cl.	Entrant Driver	Car	Lap	Time	Gap Intervall	Speed Total	Fast Lap. Speed
------	-----	-----	-------------------	-----	-----	------	------------------	----------------	--------------------

## GT4

**Started: 4**      **Classified: 4**      **not Classified: 0**

1	69	GT4	Team GP Elite (NLD) / 359 <b>Thierry Vermeulen / NLD / 49530</b>	GT4	15	<b>32:52.684</b>		140.921	2:10.282 4 142.251
2	71	GT4	Team GP Elite (NLD) / 359 <b>Alexander Goddijn / NLD / 46378</b>	GT4	15	<b>33:04.754</b>	12.070	140.064	2:11.309 9 141.139
3	72	GT4	Team GP Elite (NLD) / 359 <b>Steven van Rhee / NLD / 46387</b>	GT4	15	<b>33:07.587</b>	14.903	139.864	2:11.110 15 141.353
4	700	GT4	Sven van Laere (BEL) / 700701 <b>Sven van Laere / BEL / 700701</b> <b>Ayrton Redant / BEL / 913275</b>	GT4	14	<b>31:33.441</b>	1 Rd. 1 Rd.	137.031	2:11.346 7 141.099

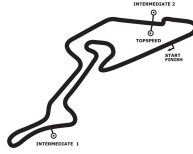
# DTM Nürburgring GP

Nürburgring GP, length 5148 m

11. - 13.09.2020

Porsche Carrera Cup Benelux

Result race 1, 12.09.2020



**PORSCHE**

CARRERA CUP  
BENELUX

SPRINT CHALLENGE  
BENELUX

**DMSB**-Reg.No.: R-11392/20

Pos.	No.	Cl.	Entrant Driver	Car	Lap	Time	Gap Intervall	Speed Total	Fast Lap. Speed
------	-----	-----	-------------------	-----	-----	------	------------------	----------------	--------------------

## PRO

**Started: 2**      **Classified: 2**      **not Classified: 0**

1	14	PRC	Team GP Elite (NLD) / 359 <b>Morris Schuring / NLD / 43838</b>	GT3 Cup	15	<b>31:08.024</b>		148.816	2:03.845 5 149.645
2	4	PRC	Bas Koeten Racing (NLD) / 34220 <b>Loek Hartog / NLD / 40970</b>	GT3 Cup	15	<b>31:09.396</b>	1.372 +1.372	148.707	2:03.666 4 149.862

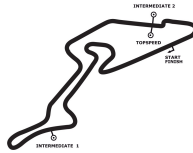
# DTM Nürburgring GP

Nürburgring GP, length 5148 m

11. - 13.09.2020

Porsche Carrera Cup Benelux

Result race 1, 12.09.2020



**PORSCHE**

CARRERA CUP  
BENELUX

SPRINT CHALLENGE  
BENELUX

**DMSB**-Reg.No.: R-11392/20

Pos.	No.	Cl.	Entrant Driver	Car	Lap	Time	Gap Intervall	Speed Total	Fast Lap. Speed
------	-----	-----	----------------	-----	-----	------	------------------	----------------	--------------------

## PRO AM

**Started: 6**      **Classified: 6**      **not Classified: 0**

1	11	PAM	Tijn Jilesen (NLD) / 37343 Tijn Jilesen / NLD / 37343	GT3 Cup	15	31:21.735		147.732	2:04.403 3 148.974
2	6	PAM	Black Falcon (DEU) / BIF1112500 Carlos Rivas / LUX / A 1343	GT3 Cup	15	31:23.272	1.537 +1.537	147.611	2:04.268 4 149.136
3	140	PAM	Huub van Eindhoven (NLD) / 31818 Huub van Eindhoven / NLD / 31818	GT3 Cup	15	31:25.244	3.509 +1.972	147.457	2:04.304 10 149.093
4	63	PAM	EMG Motorsport (BEL) / 20982 Nicolas Vandierendonck / BEL / 907305	GT3 Cup	15	31:29.240	7.505 +3.996	147.145	2:05.125 2 148.114
5	919	PAM	Michael Cool (BEL) / 902353 Michael Cool / BEL / 902353	GT3 Cup	15	31:47.348	25.613 +18.108	145.748	2:05.842 12 147.270
6	5	PAM	Bas Koeten Racing (NLD) / 34220 Bas Barenbrug / NLD / 9291	GT3 Cup	15	31:53.081	31.346 +5.733	145.311	2:06.457 15 146.554

Fastest Lap: 6 Rivas Carlos 2:04.268 = 149.136 km/h

CAR # 140 - 5 SEC. TIME PENALTY (JUMP START)

CARS # 4 & 140 - 5 SEC. TIME PENALTY (LEAVING THE TRACK AFTER RECEIVING A WARNING)

**Subject to final scrutineering !**

Issued:

Clerk of the Course:

Timekeeper:

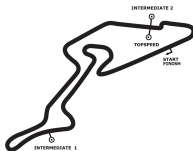
# DTM Nürburgring GP

Nürburgring GP, length 5148 m

11. - 13.09.2020

Porsche Carrera Cup Benelux

Lap by Lap race 1, 12.09.2020



**PORSCHE**

CARRERA CUP  
BENELUX

SPRINT CHALLENGE  
BENELUX

**DMSB**-Reg.No.: R-11392/20

4 Loek Hartog , GT3 Cup PRO / NLD															
1	2:06.656	2	2:04.605	3	2:04.535	4	<b>2:03.666</b>	5	2:03.868	6	2:04.058	7	2:04.012	8	2:04.155
9	2:04.111	10	2:03.724	11	2:03.685	12	2:04.333	13	2:04.901	14	2:04.074	15	2:04.013		

5 Bas Barenbrug , GT3 Cup PRO AM / NLD															
1	2:12.317	2	2:08.832	3	2:08.041	4	2:08.829	5	2:07.592	6	2:07.249	7	2:06.844	8	2:06.770
9	2:06.872	10	2:06.521	11	2:06.999	12	2:06.821	13	2:06.465	14	2:06.472	15	<b>2:06.457</b>		

6 Carlos Rivas , GT3 Cup PRO AM / LUX															
1	2:11.425	2	2:05.187	3	2:04.353	4	<b>2:04.268</b>	5	2:04.555	6	2:04.879	7	2:05.301	8	2:05.519
9	2:04.423	10	2:05.297	11	2:04.884	12	2:04.456	13	2:07.902	14	2:06.223	15	2:04.600		

9 Jean-Pierre Verhoeven , GT3 Cup AM / NLD															
1	2:11.819	2	2:06.973	3	2:06.297	4	2:06.768	5	2:06.561	6	2:06.203	7	2:05.936	8	2:06.298
9	2:06.416	10	2:06.193	11	2:05.957	12	<b>2:05.795</b>	13	2:06.719	14	2:06.538	15	2:06.539		

11 Tijn Jilesen , GT3 Cup PRO AM / NLD															
1	2:09.233	2	2:04.780	3	<b>2:04.403</b>	4	2:05.562	5	2:05.133	6	2:05.433	7	2:04.887	8	2:04.986
9	2:04.832	10	2:04.912	11	2:04.818	12	2:05.058	13	2:06.761	14	2:05.292	15	2:05.645		

14 Morris Schuring , GT3 Cup PRO / NLD															
1	2:07.801	2	2:04.073	3	2:04.294	4	2:03.955	5	<b>2:03.845</b>	6	2:04.106	7	2:05.266	8	2:04.262
9	2:04.191	10	2:04.426	11	2:04.330	12	2:04.511	13	2:04.303	14	2:04.110	15	2:04.551		

63 Nicolas Vandierendonck , GT3 Cup PRO AM / BEL															
1	2:10.135	2	<b>2:05.125</b>	3	2:05.958	4	2:07.330	5	2:05.636	6	2:05.392	7	2:05.417	8	2:05.471
9	2:05.521	10	2:05.303	11	2:05.403	12	2:05.292	13	2:05.779	14	2:05.851	15	2:05.627		

69 Thierry Vermeulen , GT4 GT4 / NLD															
1	2:16.886	2	2:10.703	3	2:10.291	4	<b>2:10.282</b>	5	2:10.768	6	2:11.278	7	2:11.520	8	2:11.175
9	2:11.236	10	2:11.502	11	2:11.141	12	2:11.476	13	2:11.239	14	2:11.471	15	2:11.716		

71 Alexander Goddijn , GT4 GT4 / NLD															
1	2:18.067	2	2:11.858	3	2:11.595	4	2:12.072	5	2:11.869	6	2:11.653	7	2:11.351	8	2:11.938
9	<b>2:11.309</b>	10	2:12.581	11	2:12.225	12	2:11.562	13	2:12.158	14	2:12.211	15	2:12.305		

72 Steven van Rhee , GT4 GT4 / NLD															
1	2:17.635	2	2:11.936	3	2:13.038	4	2:19.106	5	2:11.354	6	2:11.418	7	2:11.424	8	2:11.531
9	2:11.498	10	2:11.115	11	2:11.746	12	2:12.055	13	2:11.212	14	2:11.409	15	<b>2:11.110</b>		

140 Huub van Eijndhoven , GT3 Cup PRO AM / NLD															
1	2:08.715	2	2:04.855	3	2:04.466	4	2:05.663	5	2:04.669	6	2:04.522	7	2:04.615	8	2:04.809
9	2:04.781	10	<b>2:04.304</b>	11	2:04.657	12	2:04.879	13	2:04.791	14	2:04.805	15	2:04.713		

700 Sven van Laere , GT4 GT4 / BEL															
1	2:51.472	2	2:12.690	3	2:11.737	4	2:12.244	5	2:11.965	6	2:11.891	7	<b>2:11.346</b>	8	2:11.408
9	2:12.176	10	2:11.797	11	2:11.663	12	2:14.739	13	2:14.988	14	2:13.325				

919 Michael Cool , GT3 Cup PRO AM / BEL															
1	2:13.573	2	2:07.898	3	2:07.948	4	2:07.468	5	2:07.006	6	2:06.530	7	2:05.946	8	2:06.782

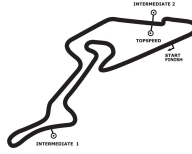
# DTM Nürburgring GP

Nürburgring GP, length 5148 m

11. - 13.09.2020

Porsche Carrera Cup Benelux

Lap by Lap race 1, 12.09.2020



**PORSCHE**

CARRERA CUP  
BENELUX

SPRINT CHALLENGE  
BENELUX

**DMSB**-Reg.No.: R-11392/20

9	2:06.019	10	2:05.912	11	2:06.006	12	<b>2:05.842</b>	13	2:06.403	14	2:07.065	15	2:06.950		
---	----------	----	----------	----	----------	----	-----------------	----	----------	----	----------	----	----------	--	--

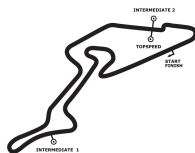


# DTM Nürburgring GP

Nürburgring GP, length 5148 m

11. - 13.09.2020

Porsche Carrera Cup Benelux



**PORSCHE**

CARRERA CUP  
BENELUX

SPRINT CHALLENGE  
BENELUX

**DMSB**-Reg.No.: R-11392/20

## Lap Analysis race 1, 12.09.2020

4 Loek Hartog , GT3 Cup PRO / NLD									theoretical besttime: 2:03.383								
Lap	Time	S1	V1	S2	V2	S3	V3	Vmax	Lap	Time	S1	V1	S2	V2	S3	V3	Vmax
1	2:06.656	59.509	214	45.012	238	22.135	186	238	9	2:04.111	57.099	211	44.950	238	22.062	188	238
2	2:04.605	57.364	215	44.978	237	22.263	187	237	10	2:03.724	<b>56.792</b>	<b>217</b>	44.795	238	22.137	188	238
3	2:04.535	57.391	215	45.169	238	21.975	187	238	11	2:03.685	57.035	<b>219</b>	44.820	<b>239</b>	21.830	187	<b>239</b>
4	<b>2:03.666</b>	57.075	215	<b>44.762</b>	238	<b>21.829</b>	187	238	12	2:04.333	57.154	216	45.172	239	22.007	188	239
5	2:03.868	57.042	216	44.985	238	21.841	187	238	13	2:04.901	57.175	217	45.708	238	22.018	186	238
6	2:04.058	57.101	218	44.843	238	22.114	187	238	14	2:04.074	57.179	216	44.879	238	22.016	187	238
7	2:04.012	57.314	216	44.812	238	21.886	<b>188</b>	238	15	2:04.013	57.173	218	44.940	239	21.900	188	239
8	2:04.155	57.380	215	44.836	238	21.939	188	238									

5 Bas Barenbrug , GT3 Cup PRO AM / NLD									theoretical besttime: 2:06.226								
Lap	Time	S1	V1	S2	V2	S3	V3	Vmax	Lap	Time	S1	V1	S2	V2	S3	V3	Vmax
1	2:12.317	1:02.819	196	46.557	238	22.941	187	238	9	2:06.872	58.374	206	<b>45.509</b>	239	22.989	186	239
2	2:08.832	59.425	209	46.416	238	22.991	185	238	10	2:06.521	58.228	210	45.605	<b>240</b>	<b>22.688</b>	187	<b>240</b>
3	2:08.041	58.712	212	45.923	238	23.406	185	238	11	2:06.999	58.284	204	45.855	<b>240</b>	22.860	186	240
4	2:08.829	59.613	207	46.158	239	23.058	187	239	12	2:06.821	58.337	209	45.703	238	22.781	187	238
5	2:07.592	58.584	<b>215</b>	46.081	239	22.927	187	239	13	2:06.465	58.111	210	45.666	238	22.688	186	238
6	2:07.249	58.534	212	45.922	238	22.793	187	238	14	2:06.472	<b>58.029</b>	210	45.666	238	22.777	185	238
7	2:06.844	58.244	215	45.712	238	22.888	186	238	15	<b>2:06.457</b>	58.086	211	45.642	239	22.729	<b>188</b>	239
8	2:06.770	58.282	211	45.728	238	22.760	187	238									

6 Carlos Rivas , GT3 Cup PRO AM / LUX									theoretical besttime: 2:04.037								
Lap	Time	S1	V1	S2	V2	S3	V3	Vmax	Lap	Time	S1	V1	S2	V2	S3	V3	Vmax
1	2:11.425	1:02.871	205	45.686	<b>244</b>	22.868	187	<b>244</b>	9	2:04.423	57.302	216	44.920	243	22.201	189	243
2	2:05.187	57.909	211	45.069	240	22.209	188	240	10	2:05.297	57.406	214	45.648	242	22.243	188	242
3	2:04.353	57.271	218	<b>44.821</b>	243	22.261	188	243	11	2:04.884	57.961	212	44.892	242	<b>22.031</b>	<b>190</b>	242
4	<b>2:04.268</b>	<b>57.185</b>	<b>219</b>	44.890	241	22.193	188	241	12	2:04.456	57.256	213	45.100	242	22.100	187	242
5	2:04.555	57.467	215	44.991	242	22.097	189	242	13	2:07.902	57.590	210	45.872	240	24.440	188	240
6	2:04.879	57.455	216	45.165	242	22.259	189	242	14	2:06.223	57.541	216	45.036	241	23.646	188	241
7	2:05.301	57.797	214	45.053	244	22.451	188	244	15	2:04.600	57.491	218	44.957	241	22.152	188	241
8	2:05.519	58.035	219	45.205	242	22.279	189	242									

9 Jean-Pierre Verhoeven , GT3 Cup AM / NLD									theoretical besttime: 2:05.726								
Lap	Time	S1	V1	S2	V2	S3	V3	Vmax	Lap	Time	S1	V1	S2	V2	S3	V3	Vmax
1	2:11.819	1:02.300	210	46.175	<b>238</b>	23.344	185	<b>238</b>	9	2:06.416	58.151	217	45.751	238	22.514	185	238
2	2:06.973	58.737	214	45.674	237	22.562	184	237	10	2:06.193	58.182	216	45.433	238	22.578	186	238
3	2:06.297	57.998	<b>220</b>	45.637	237	22.662	184	237	11	2:05.957	57.820	219	45.454	238	22.683	184	238
4	2:06.768	58.377	217	45.670	237	22.721	186	237	12	<b>2:05.795</b>	<b>57.796</b>	219	45.502	238	<b>22.497</b>	185	238
5	2:06.561	58.111	220	45.752	237	22.698	185	237	13	2:06.719	58.085	213	45.714	238	22.920	184	238
6	2:06.203	57.974	219	45.559	238	22.670	186	238	14	2:06.538	58.170	213	45.674	237	22.694	186	237
7	2:05.936	57.885	216	<b>45.433</b>	237	22.618	186	237	15	2:06.539	58.242	217	45.618	237	22.679	<b>187</b>	237
8	2:06.298	57.950	216	45.741	237	22.607	186	237									

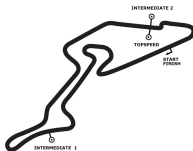
11 Tijn Jilesen , GT3 Cup PRO AM / NLD									theoretical besttime: 2:04.232								
Lap	Time	S1	V1	S2	V2	S3	V3	Vmax	Lap	Time	S1	V1	S2	V2	S3	V3	Vmax
1	2:09.233	1:00.978	210	45.644	240	22.611	186	240	9	2:04.832	<b>57.350</b>	217	45.049	238	22.433	186	238
2	2:04.780	57.488	216	<b>44.794</b>	240	22.498	186	240	10	2:04.912	57.357	<b>220</b>	45.233	239	22.322	186	239
3	<b>2:04.403</b>	57.364	217	44.824	241	22.215	187	241	11	2:04.818	57.606	219	44.894	240	22.318	186	240
4	2:05.562	57.519	216	44.843	<b>242</b>	23.200	185	<b>242</b>	12	2:05.058	57.659	218	45.054	239	22.345	185	239
5	2:05.133	57.471	217	45.371	238	22.291	185	238	13	2:06.761	57.671	216	46.554	241	22.536	186	241
6	2:05.433	57.714	218	45.188	238	22.531	187	238	14	2:05.292	57.798	218	45.227	238	22.267	<b>188</b>	238
7	2:04.887	57.486	214	45.221	239	22.180	187	239	15	2:05.645	57.725	217	45.418	238	22.502	186	238
8	2:04.986	57.715	216	45.183	238	<b>22.088</b>	187	238									

# DTM Nürburgring GP

Nürburgring GP, length 5148 m

11. - 13.09.2020

Porsche Carrera Cup Benelux



**PORSCHE**

CARRERA CUP  
BENELUX

SPRINT CHALLENGE  
BENELUX

**DMSB**-Reg.No.: R-11392/20

## Lap Analysis race 1, 12.09.2020

### 14 Morris Schuring , GT3 Cup PRO / NLD

theoretical besttime: 2:03.692

Lap	Time	S1	V1	S2	V2	S3	V3	Vmax	Lap	Time	S1	V1	S2	V2	S3	V3	Vmax
1	2:07.801	1:00.139	209	45.308	240	22.354	188	240	9	2:04.191	57.173	213	44.874	242	22.144	189	242
2	2:04.073	57.190	204	<b>44.692</b>	<b>243</b>	22.191	189	<b>243</b>	10	2:04.426	57.267	211	45.099	241	22.060	189	241
3	2:04.294	57.277	209	44.791	235	22.226	189	235	11	2:04.330	57.278	215	44.820	242	22.232	188	242
4	2:03.955	57.183	212	44.767	243	22.005	189	243	12	2:04.511	57.369	211	44.902	242	22.240	189	242
5	<b>2:03.845</b>	<b>57.009</b>	210	44.845	243	<b>21.991</b>	189	243	13	2:04.303	57.141	<b>217</b>	45.007	242	22.155	189	242
6	2:04.106	57.291	212	44.806	242	22.009	189	242	14	2:04.110	57.170	217	44.767	242	22.173	<b>190</b>	242
7	2:05.266	57.491	208	45.686	241	22.089	189	241	15	2:04.551	57.228	212	45.031	242	22.292	189	242
8	2:04.262	57.471	210	44.799	242	21.992	189	242									

### 63 Nicolas Vandierendonck , GT3 Cup PRO AM / BEL

theoretical besttime: 2:04.938

Lap	Time	S1	V1	S2	V2	S3	V3	Vmax	Lap	Time	S1	V1	S2	V2	S3	V3	Vmax
1	2:10.135	1:01.490	213	45.939	<b>241</b>	22.706	187	<b>241</b>	9	2:05.521	57.745	214	45.329	241	22.447	186	241
2	<b>2:05.125</b>	57.596	<b>220</b>	45.193	240	22.336	<b>188</b>	240	10	2:05.303	57.765	219	45.300	240	<b>22.238</b>	187	240
3	2:05.958	57.875	218	45.210	241	22.873	187	241	11	2:05.403	57.647	217	45.383	241	22.373	188	241
4	2:07.330	59.476	218	45.425	240	22.429	187	240	12	2:05.292	57.638	220	<b>45.159</b>	241	22.495	187	241
5	2:05.636	57.691	219	45.622	240	22.323	187	240	13	2:05.779	<b>57.541</b>	218	45.709	240	22.529	188	240
6	2:05.392	57.573	219	45.404	240	22.415	186	240	14	2:05.851	57.976	219	45.589	241	22.286	187	241
7	2:05.417	57.562	218	45.389	240	22.466	187	240	15	2:05.627	57.862	216	45.352	240	22.413	188	240
8	2:05.471	57.852	214	45.263	241	22.356	187	241									

### 69 Thierry Vermeulen , GT4 GT4 / NLD

theoretical besttime: 2:10.068

Lap	Time	S1	V1	S2	V2	S3	V3	Vmax	Lap	Time	S1	V1	S2	V2	S3	V3	Vmax
1	2:16.886	1:05.436	199	47.916	<b>221</b>	23.534	170	<b>221</b>	9	2:11.236	59.893	206	47.634	220	23.709	170	220
2	2:10.703	59.927	203	47.484	220	23.292	170	220	10	2:11.502	1:00.115	204	47.944	220	23.443	<b>171</b>	220
3	2:10.291	59.745	204	47.330	220	<b>23.216</b>	170	220	11	2:11.141	59.871	206	47.701	221	23.569	170	221
4	<b>2:10.282</b>	59.692	205	<b>47.184</b>	221	23.406	170	221	12	2:11.476	1:00.228	203	47.732	220	23.516	170	220
5	2:10.768	<b>59.668</b>	205	47.656	220	23.444	170	220	13	2:11.239	59.869	205	47.604	220	23.766	169	220
6	2:11.278	1:00.026	<b>206</b>	47.778	220	23.474	170	220	14	2:11.471	1:00.203	206	47.678	220	23.590	170	220
7	2:11.520	1:00.326	204	47.610	220	23.584	169	220	15	2:11.716	1:00.438	205	47.772	219	23.506	171	219
8	2:11.175	1:00.177	204	47.415	221	23.583	170	221									

### 71 Alexander Goddijn , GT4 GT4 / NLD

theoretical besttime: 2:10.996

Lap	Time	S1	V1	S2	V2	S3	V3	Vmax	Lap	Time	S1	V1	S2	V2	S3	V3	Vmax
1	2:18.067	1:06.287	203	48.133	<b>221</b>	23.647	170	<b>221</b>	9	<b>2:11.309</b>	1:00.172	206	47.608	220	23.529	171	220
2	2:11.858	1:00.659	<b>206</b>	47.613	220	23.586	170	220	10	2:12.581	1:00.899	205	48.091	220	23.591	171	220
3	2:11.595	1:00.529	204	47.542	220	<b>23.524</b>	169	220	11	2:12.225	1:00.842	205	47.735	221	23.648	169	221
4	2:12.072	<b>1:00.134</b>	204	48.122	219	23.816	170	219	12	2:11.562	1:00.373	204	47.592	219	23.597	170	219
5	2:11.869	1:00.534	204	47.742	220	23.593	170	220	13	2:12.158	1:00.688	205	47.591	220	23.879	171	220
6	2:11.653	1:00.355	206	47.493	219	23.805	<b>171</b>	219	14	2:12.211	1:00.370	205	47.634	221	24.207	170	221
7	2:11.351	1:00.442	204	<b>47.338</b>	220	23.571	170	220	15	2:12.305	1:00.702	205	47.827	220	23.776	171	220
8	2:11.938	1:00.276	205	47.822	220	23.840	171	220									

### 72 Steven van Rhee , GT4 GT4 / NLD

theoretical besttime: 2:10.896

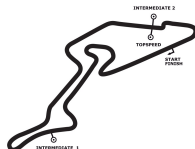
Lap	Time	S1	V1	S2	V2	S3	V3	Vmax	Lap	Time	S1	V1	S2	V2	S3	V3	Vmax
1	2:17.635	1:05.757	201	48.295	219	23.583	168	219	9	2:11.498	1:00.281	204	47.659	219	23.558	170	219
2	2:11.936	1:00.661	203	47.722	217	23.553	168	217	10	2:11.115	1:00.224	204	47.464	<b>220</b>	23.427	170	<b>220</b>
3	2:13.038	1:01.648	202	47.668	219	23.722	165	219	11	2:11.746	1:00.374	203	47.551	219	23.821	169	219
4	2:19.106	1:00.235	204	55.342	219	23.529	170	219	12	2:12.055	1:00.729	<b>205</b>	47.730	219	23.596	170	219
5	2:11.354	1:00.160	204	47.612	219	23.582	168	219	13	2:11.212	1:00.432	204	47.427	219	<b>23.353</b>	<b>171</b>	219
6	2:11.418	1:00.436	203	47.521	219	23.461	170	219	14	2:11.409	1:00.485	205	47.424	220	23.500	170	220
7	2:11.424	1:00.401	203	47.461	219	23.562	169	219	15	<b>2:11.110</b>	<b>1:00.121</b>	205	<b>47.415</b>	219	23.567	171	219
8	2:11.531	1:00.360	203	47.464	219	23.707	169	219									

# DTM Nürburgring GP

Nürburgring GP, length 5148 m

11. - 13.09.2020

Porsche Carrera Cup Benelux



PORSCHE

CARRERA CUP  
BENELUX

SPRINT CHALLENGE  
BENELUX

## Lap Analysis race 1, 12.09.2020

DMSB-Reg.No.: R-11392/20

140 Huub van Eindhoven , GT3 Cup PRO AM / NLD										theoretical besttime: 2:04.170								
Lap	Time	S1	V1	S2	V2	S3	V3	Vmax		Lap	Time	S1	V1	S2	V2	S3	V3	Vmax
1	2:08.715	1:00.427	213	45.765	<b>239</b>	22.523	187	<b>239</b>		9	2:04.781	57.312	218	45.193	238	22.276	187	238
2	2:04.855	57.556	219	45.023	238	22.276	187	238		10	<b>2:04.304</b>	<b>57.201</b>	221	44.897	238	22.206	188	238
3	2:04.466	57.324	<b>221</b>	45.014	239	22.128	187	239		11	2:04.657	57.246	218	45.085	239	22.326	187	239
4	2:05.663	57.542	219	45.021	238	23.100	186	238		12	2:04.879	57.375	219	45.267	239	22.237	187	239
5	2:04.669	57.453	219	45.047	238	22.169	187	238		13	2:04.791	57.427	215	45.277	239	<b>22.087</b>	188	239
6	2:04.522	57.445	217	<b>44.882</b>	238	22.195	187	238		14	2:04.805	57.446	220	45.000	238	22.359	187	238
7	2:04.615	57.413	220	44.987	238	22.215	187	238		15	2:04.713	57.288	216	45.161	238	22.264	188	238
8	2:04.809	57.419	218	45.096	238	22.294	<b>188</b>	238										

700 Sven van Laere , GT4 GT4 / BEL										theoretical besttime: 2:11.112								
Lap	Time	S1	V1	S2	V2	S3	V3	Vmax		Lap	Time	S1	V1	S2	V2	S3	V3	Vmax
1	2:51.472	1:10.821	167	1:16.469	204	24.182	168	204		8	2:11.408	1:00.462	203	47.456	220	23.490	170	220
2	2:12.690	1:01.308	<b>204</b>	47.773	219	23.609	169	219		9	2:12.176	1:00.708	203	47.665	219	23.803	169	219
3	2:11.737	1:00.342	204	47.918	220	23.477	<b>170</b>	220		10	2:11.797	1:00.666	204	47.441	220	23.690	168	220
4	2:12.244	1:00.626	203	48.055	219	23.563	169	219		11	2:11.663	1:00.586	204	<b>47.404</b>	<b>221</b>	23.673	170	<b>221</b>
5	2:11.965	1:00.688	203	47.729	219	23.548	168	219		12	2:14.739	1:02.200	202	48.617	221	23.922	167	221
6	2:11.891	1:00.976	204	47.500	219	<b>23.415</b>	170	219		13	2:14.988	1:00.832	204	48.252	159	25.904	169	159
7	<b>2:11.346</b>	<b>1:00.293</b>	204	47.637	220	23.416	170	220		14	2:13.325	1:00.613	204	48.847	220	23.865	165	220

919 Michael Cool , GT3 Cup PRO AM / BEL										theoretical besttime: 2:05.698								
Lap	Time	S1	V1	S2	V2	S3	V3	Vmax		Lap	Time	S1	V1	S2	V2	S3	V3	Vmax
1	2:13.573	1:03.780	201	46.778	239	23.015	184	239		9	2:06.019	57.999	219	45.527	238	22.493	<b>188</b>	238
2	2:07.898	58.597	213	46.156	<b>241</b>	23.145	187	<b>241</b>		10	2:05.912	57.972	220	<b>45.488</b>	239	22.452	187	239
3	2:07.948	58.802	210	45.780	238	23.366	187	238		11	2:06.006	57.929	220	45.661	239	22.416	187	239
4	2:07.468	58.895	219	45.953	238	22.620	187	238		12	<b>2:05.842</b>	<b>57.869</b>	220	45.495	240	22.478	186	240
5	2:07.006	58.049	219	46.250	238	22.707	186	238		13	2:06.403	58.187	220	45.797	240	22.419	187	240
6	2:06.530	58.414	221	45.523	238	22.593	187	238		14	2:07.065	58.780	220	45.885	239	22.400	187	239
7	2:05.946	57.990	220	45.615	239	<b>22.341</b>	187	239		15	2:06.950	58.136	<b>222</b>	46.069	239	22.745	187	239
8	2:06.782	58.314	218	45.901	238	22.567	186	238										

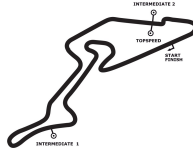
# DTM Nürburgring GP

Nürburgring GP, length 5148 m

11. - 13.09.2020

Porsche Carrera Cup Benelux

## Best Sector Times race 1



**PORSCHE**

**CARRERA CUP  
BENELUX**

**SPRINT CHALLENGE  
BENELUX**

**DMSB**-Reg.No.: R-11392/20

Pos.	sector 1			sector 2			sector 3			theoretical and best lap time				
	No	Driver	Time	No	Driver	Time	No	Driver	Time	No	Driver	theoretical	Best	Pos
1	4	Hartog L.	56.792	14	Schuring M.	44.692	4	Hartog L.	21.829	4	Hartog L.	2:03.383	2:03.666	
2	14	Schuring M.	57.009	4	Hartog L.	44.762	14	Schuring M.	21.991	14	Schuring M.	2:03.692	2:03.845	
3	6	Rivas C.	57.185	11	Jilesen T.	44.794	6	Rivas C.	22.031	6	Rivas C.	2:04.037	2:04.268	
4	140	van Eijndhoven H.	57.201	6	Rivas C.	44.821	140	van Eijndhoven H.	22.087	140	van Eijndhoven H.	2:04.170	2:04.304	
5	11	Jilesen T.	57.350	140	van Eijndhoven H.	44.882	11	Jilesen T.	22.088	11	Jilesen T.	2:04.232	2:04.403	
6	63	Vandierendonck N.	57.541	63	Vandierendonck N.	45.159	63	Vandierendonck N.	22.238	63	Vandierendonck N.	2:04.938	2:05.125	
7	9	Verhoeven-Verhoeve	57.796	9	Verhoeven-Verhoeve	45.433	919	Cool M.	22.341	919	Cool M.	2:05.698	2:05.842	
8	919	Cool M.	57.869	919	Cool M.	45.488	9	Verhoeven-Verhoeve	22.497	9	Verhoeven-Verhoeve	2:05.726	2:05.795	
9	5	Barenbrug B.	58.029	5	Barenbrug B.	45.509	5	Barenbrug B.	22.688	5	Barenbrug B.	2:06.226	2:06.457	
10	69	Vermeulen T.	59.668	69	Vermeulen T.	47.184	69	Vermeulen T.	23.216	69	Vermeulen T.	2:10.068	2:10.282	
11	72	van Rhee S.	1:00.128	71	Goddijn A.	47.338	72	van Rhee S.	23.353	72	van Rhee S.	2:10.896	2:11.110	
12	71	Goddijn A.	1:00.134	700	van Laere-Redant	47.404	700	van Laere-Redant	23.415	71	Goddijn A.	2:10.996	2:11.309	
13	700	van Laere-Redant	1:00.293	72	van Rhee S.	47.415	71	Goddijn A.	23.524	700	van Laere-Redant	2:11.112	2:11.346	

Lapchart: Porsche Carrera Cup Benelux race 1

POS	1	2	3	4	5	6	7	8	9	10	11	12	13
LAP 1	4	14	140	11	63	6	9	5	919	69	72	71	700
LAP 2	4	14	140	11	63	6	9	5	919	69	72	71	700
LAP 3	4	14	140	11	6	63	9	5	919	69	71	72	700
LAP 4	4	14	140	11	6	63	9	919	5	69	71	72	700
LAP 5	4	14	140	11	6	63	9	919	5	69	71	72	700
LAP 6	4	14	140	11	6	63	9	919	5	69	71	72	700
LAP 7	4	14	140	11	6	63	9	919	5	69	71	72	700
LAP 8	4	14	140	11	6	63	9	919	5	69	71	72	700
LAP 9	4	14	140	11	6	63	9	919	5	69	71	72	700
LAP 10	4	14	140	11	6	63	9	919	5	69	71	72	700
LAP 11	4	14	140	11	6	63	9	919	5	69	71	72	700
LAP 12	4	14	140	11	6	63	9	919	5	69	71	72	700
LAP 13	4	14	140	11	6	63	9	919	5	69	71	72	700
LAP 14	4	14	140	11	6	63	9	919	5	69	71	72	700
LAP 15	4	14	140	11	6	63	9	919	5	69	71	72	

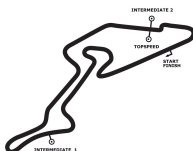
# DTM Nürburgring GP

Nürburgring GP, length 5148 m

11. - 13.09.2020

Porsche Carrera Cup Benelux

Topspeed race 1, 12.09.2020



**PORSCHE**

**CARRERA CUP  
BENELUX**

**SPRINT CHALLENGE  
BENELUX**

**DMSB**-Reg.No.: R-11392/20

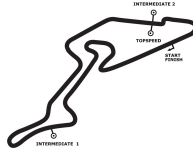
Car No.	Driver	Make	Speed km/h
6	Carlos Rivas	GT3 Cup	244
14	Morris Schuring	GT3 Cup	243
11	Tijn Jilesen	GT3 Cup	242
919	Michael Cool	GT3 Cup	241
63	Nicolas Vandierendonck	GT3 Cup	241
5	Bas Barenbrug	GT3 Cup	240
140	Huub van Eijndhoven	GT3 Cup	239
4	Loek Hartog	GT3 Cup	239
9	Jean-Pierre Verhoeven	GT3 Cup	238
700	Sven van Laere	GT4	221
69	Thierry Vermeulen	GT4	221
71	Alexander Goddijn	GT4	221
72	Steven van Rhee	GT4	220

# DTM Nürburgring GP

Nürburgring GP, length 5148 m

11. - 13.09.2020

Porsche Carrera Cup Benelux



**PORSCHE**

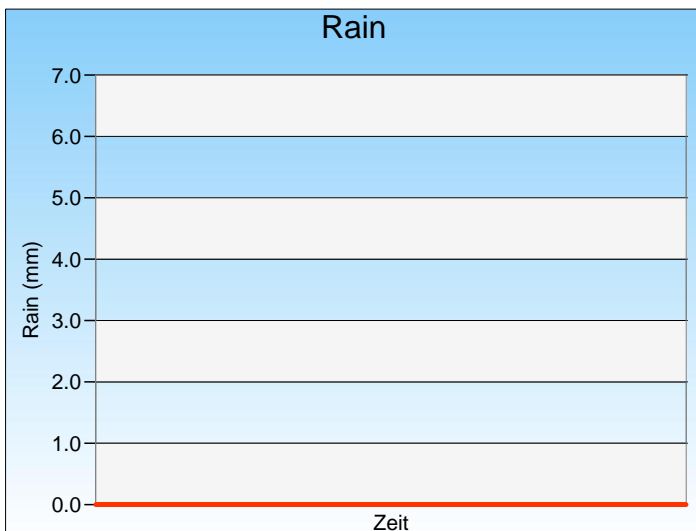
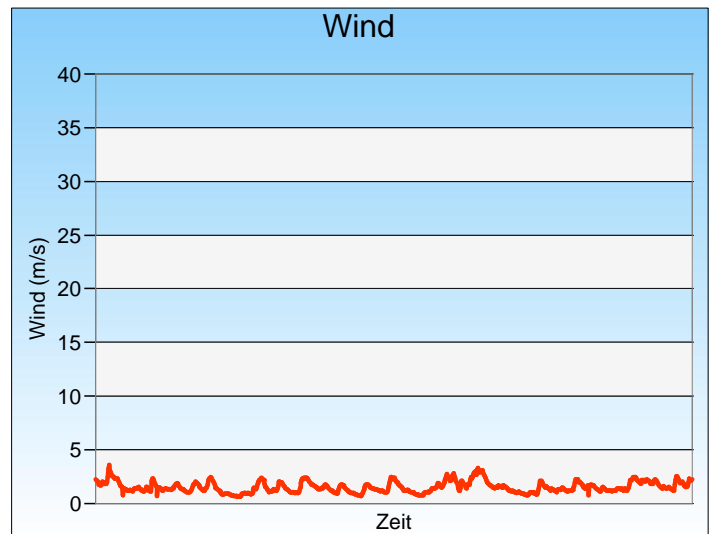
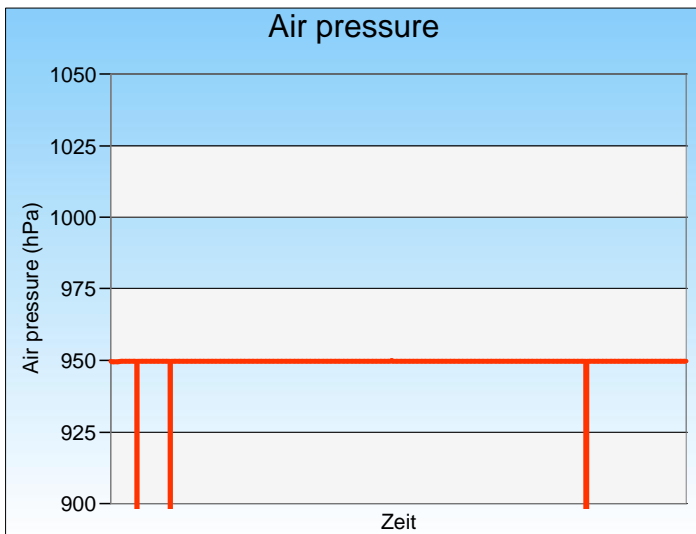
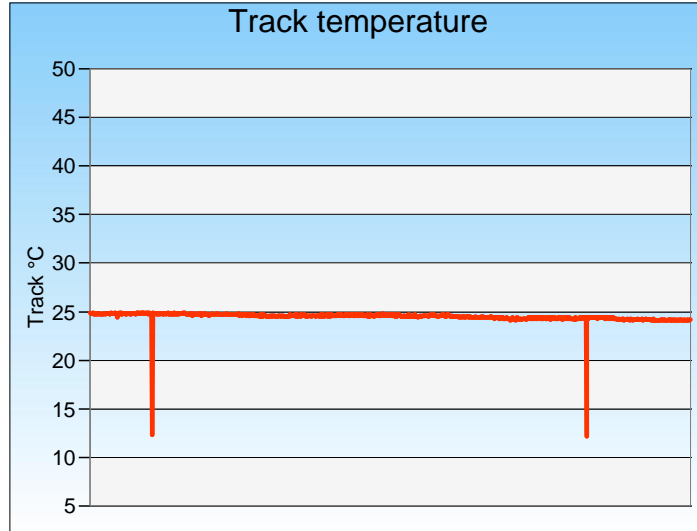
CARRERA CUP  
BENELUX

SPRINT CHALLENGE  
BENELUX


## Weather race 1

**DMSB** -Reg.No.: R-11392/20

12.09.2020, 17:40:00 - 18:10:00



Weather:



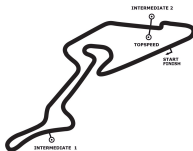
# DTM Nürburgring GP

Nürburgring GP, length 5148 m

11. - 13.09.2020

Porsche Carrera Cup Benelux

Starting grid race 1



**PORSCHE**

CARRERA CUP  
BENELUX

SPRINT CHALLENGE  
BENELUX

**DMSB** Reg.No.: R-11392/20

71	Alexander Goddijn GT4	2:09.891	7	72	Steven van Rhee GT4	2:09.938
700	Sven van Laere GT4	2:09.184	6	69	Thierry Vermeulen GT4	2:09.497
9	Jean-Pierre Verhoeven GT3 Cup	2:04.816	5	5	Bas Barenbrug GT3 Cup	2:05.959
63	Nicolas Vandierendonck GT3 Cup	2:03.932	4	919	Michael Cool GT3 Cup	2:04.445
6	Carlos Rivas GT3 Cup	2:02.820	3	11	Tijn Jilesen GT3 Cup	2:03.372
4	Loek Hartog GT3 Cup	2:02.595	2	140	Huib van Eijndhoven GT3 Cup	2:02.743
			1	14	Morris Schuring GT3 Cup	2:02.071
					<b>Pole Position</b>	

Subject to final scrutineering !

Marc Boonman

Ulrich Bell

Jürgen Juschkat