

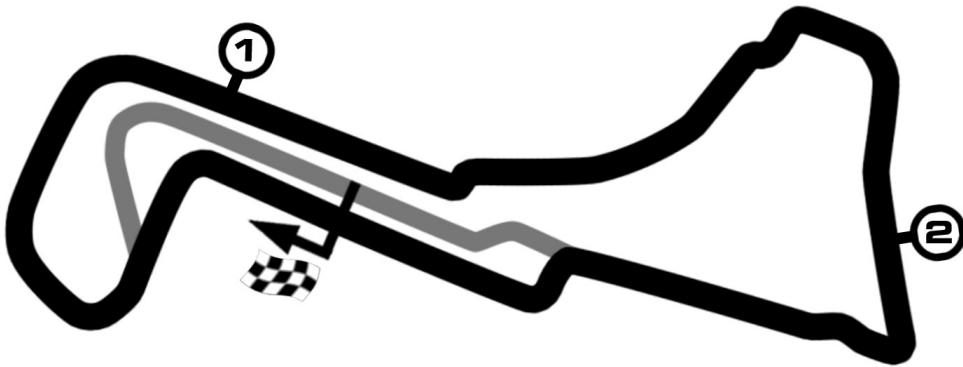
PORSCHE

**CARRERA CUP
BENELUX**

**SPRINT CHALLENGE
BENELUX**

DTM Zolder 1

race 1



Circuit Zolder 4000 m

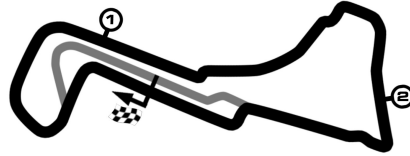
09. - 11.10.2020

DTM Zolder 1

Circuit Zolder, length 4000 m

09. - 11.10.2020

Porsche Carrera Cup Benelux



PORSCHE

CARRERA CUP
BENELUX

SPRINT CHALLENGE
BENELUX

Result race 1, 10.10.2020

-Reg.No.: C-Z-DTM-015

started : 15

classified : 14

not classified : 1

Pos	No.	Cl.	R	Entrant Driver, Place	Car Sponsor	Lap	Time total	Interval GAP	Avg. Total	fastest Avg.	at Lap
1	4	PRO		Bas Koeten Racing (NLD) / 34220 Loek Hartog / NLD / 40970	GT3 Cup	20	30:49.445		155.722	1:31.797 156.868	4
2	14	PRO		Team GP Elite (NLD) / 359 Morris Schuring / NLD / 43838	GT3 Cup	20	30:55.083	5.638	155.249	1:31.860 156.760	4
3	140	PAM		Huub van Eijndhoven (NLD) / 318 Huub van Eijndhoven / NLD / 31818	GT3 Cup	20	30:55.918	6.473	155.179	1:31.948 156.610	3
4	17	AM		Gilles Smits (BEL) / 184496 Gilles Smits / BEL / 184496	GT3 Cup	20	31:00.688	11.243	154.781	1:32.268 156.067	7
5	9	AM		Jean Pierre Verhoeven (NLD) / 43082 Jaxon Verhoeven / NLD / 43082	GT3 Cup	20	31:01.047	11.602	154.752	1:31.973 156.568	4
6	919	PAM		Michael Cool (BEL) / 902353 Michael Cool / BEL / 902353	GT3 Cup	20	31:14.979	25.534	153.602	1:32.555 155.583	6
7	63	PAM		EMG Motorsport (BEL) / 20982 Nicolas Vandierendonck / BEL / 907305	GT3 Cup	20	31:15.385	25.940	153.568	1:32.439 155.778	6
8	5	PAM		Bas Koeten Racing (NLD) / 34220 Bas Barenbrug / NLD / 9291	GT3 Cup	20	31:42.217	52.772	151.402	1:34.092 153.042	12
9	917	AM		Stijn Lowette (BEL) / 914796 Stijn Lowette / BEL / 914796	GT3 Cup	20	31:56.239	1:06.794	150.294	1:34.392 152.555	6
10	69	GT4		Team GP Elite (NLD) / 359 Thierry Vermeulen / NLD / 49530	GT4	19	30:52.743	1 Runde	147.673	1:36.590 149.084	16
11	72	GT4		Team GP Elite (NLD) / 359 Steven van Rhee / NLD / 46387	GT4	19	31:18.965	1 Runde	145.612	1:37.191 148.162	10
12	71	GT4		Team GP Elite (NLD) / 359 Alexander Goddijn / NLD / 46378	GT4	19	31:32.797	1 Runde	144.548	1:38.260 146.550	4
13	700	GT4		Sven van Laere (BEL) / 700701 Sven van Laere / BEL / 700701	GT4	19	32:03.837	1 Runde	142.216	1:39.002 145.452	4
14	25	GT4		Team GP Elite (NLD) / 359 Harold Goddijn / NLD / 44332	GT4	19	32:03.856	1 Runde	142.214	1:39.753 144.357	10
NOT CLASSIFIED											
	126	AM		Jos Jansen (BEL) / 907022 Jos Jansen / BEL / 907022	GT3 Cup	14	22:06.677	6 Runden	151.959	1:33.008 154.825	5

fastest lap: 4 Hartog Loek 1:31.797 =156.868 km/h

CAR # 72 - 5 SEC. TIME PENALTY (INACCURATE GRID POSITION)

Subject to final scrutineering !

Issued:

Clerk of the Course:

Timekeeper:

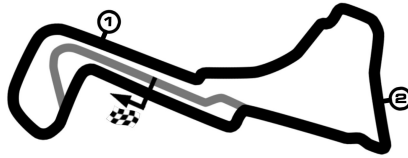
DTM Zolder 1

Circuit Zolder, length 4000 m

09. - 11.10.2020

Porsche Carrera Cup Benelux

Result race 1, 10.10.2020



PORSCHE

**CARRERA CUP
BENELUX**

**SPRINT CHALLENGE
BENELUX**

-Reg.No.: C-Z-DTM-015

Pos.	No.	Cl.	Entrant Driver	Car	Lap	Time	Gap Intervall	Speed Total	Fast Lap. Speed
------	-----	-----	-------------------	-----	-----	------	------------------	----------------	--------------------

AM

Started: 4 **Classified: 3** **not Classified: 1**

1	17	AM	Gilles Smits (BEL) / 184496 Gilles Smits / BEL / 184496	GT3 Cup	20	31:00.688		154.781	1:32.268 7 156.067
2	9	AM	Jean Pierre Verhoeven (NLD) / 43082 Jaxon Verhoeven / NLD / 43082	GT3 Cup	20	31:01.047	0.359 +0.359	154.752	1:31.973 4 156.568
3	917	AM	Stijn Lowette (BEL) / 914796 Stijn Lowette / BEL / 914796	GT3 Cup	20	31:56.239	55.551 +55.192	150.294	1:34.392 6 152.555

NOT CLASSIFIED

126	AM	Jos Jansen (BEL) / 907022 Jos Jansen / BEL / 907022	GT3 Cup	14	22:06.677	6 Rd. 6 Rd.	151.959	1:33.008 5 154.825
-----	----	---	---------	----	------------------	----------------	---------	-----------------------

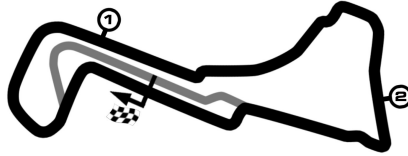
DTM Zolder 1

Circuit Zolder, length 4000 m

09. - 11.10.2020

Porsche Carrera Cup Benelux

Result race 1, 10.10.2020



PORSCHE

**CARRERA CUP
BENELUX**

**SPRINT CHALLENGE
BENELUX**

-Reg.No.: C-Z-DTM-015

Pos.	No.	Cl.	Entrant Driver	Car	Lap	Time	Gap Intervall	Speed Total	Fast Lap. Speed
------	-----	-----	-------------------	-----	-----	------	------------------	----------------	--------------------

GT4

Started: 5 **Classified: 5** **not Classified: 0**

1	69	GT4	Team GP Elite (NLD) / 359 Thierry Vermeulen / NLD / 49530	GT4	19	30:52.743		147.673	1:36.590 16 149.084
2	72	GT4	Team GP Elite (NLD) / 359 Steven van Rhee / NLD / 46387	GT4	19	31:18.965	26.222 +26.222	145.612	1:37.191 10 148.162
3	71	GT4	Team GP Elite (NLD) / 359 Alexander Goddijn / NLD / 46378	GT4	19	31:32.797	40.054 +13.832	144.548	1:38.260 4 146.550
4	700	GT4	Sven van Laere (BEL) / 700701 Sven van Laere / BEL / 700701	GT4	19	32:03.837	1:11.094 +31.040	142.216	1:39.002 4 145.452
5	25	GT4	Team GP Elite (NLD) / 359 Harold Goddijn / NLD / 44332	GT4	19	32:03.856	1:11.113 +0.019	142.214	1:39.753 10 144.357

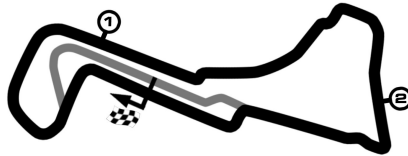
DTM Zolder 1

Circuit Zolder, length 4000 m

09. - 11.10.2020

Porsche Carrera Cup Benelux

Result race 1, 10.10.2020



PORSCHE

CARRERA CUP
BENELUX

SPRINT CHALLENGE
BENELUX

-Reg.No.: C-Z-DTM-015

Pos.	No.	Cl.	Entrant Driver	Car	Lap	Time	Gap Intervall	Speed Total	Fast Lap. Speed
------	-----	-----	-------------------	-----	-----	------	------------------	----------------	--------------------

PRO

Started: 2 **Classified: 2** **not Classified: 0**

1	4	PRC	Bas Koeten Racing (NLD) / 34220 Loek Hartog / NLD / 40970	GT3 Cup	20	30:49.445		155.722	1:31.797 4 156.868
2	14	PRC	Team GP Elite (NLD) / 359 Morris Schuring / NLD / 43838	GT3 Cup	20	30:55.083	5.638 +5.638	155.249	1:31.860 4 156.760

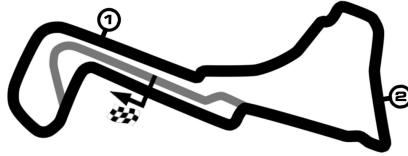
DTM Zolder 1

Circuit Zolder, length 4000 m

09. - 11.10.2020

Porsche Carrera Cup Benelux

Result race 1, 10.10.2020



PORSCHE

**CARRERA CUP
BENELUX**

**SPRINT CHALLENGE
BENELUX**

-Reg.No.: C-Z-DTM-015

Pos.	No.	Cl.	Entrant Driver	Car	Lap	Time	Gap Intervall	Speed Total	Fast Lap. Speed
------	-----	-----	-------------------	-----	-----	------	------------------	----------------	--------------------

PRO AM

Started: 4 Classified: 4 not Classified: 0

1	140	PAN	Huub van Eijndhoven (NLD) / 31818 Huub van Eijndhoven / NLD / 31818	GT3 Cup	20	30:55.918		155.179	1:31.948 3 156.610
2	919	PAN	Michael Cool (BEL) / 902353 Michael Cool / BEL / 902353	GT3 Cup	20	31:14.979	19.061 +19.061	153.602	1:32.555 6 155.583
3	63	PAN	EMG Motorsport (BEL) / 20982 Nicolas Vandierendonck / BEL / 907305	GT3 Cup	20	31:15.385	19.467 +0.406	153.568	1:32.439 6 155.778
4	5	PAN	Bas Koeten Racing (NLD) / 34220 Bas Barenbrug / NLD / 9291	GT3 Cup	20	31:42.217	46.299 +26.832	151.402	1:34.092 12 153.042

Fastest Lap: 140 van Eijndhoven Huub 1:31.948 = 156.610 km/h

CAR # 72 - 5 SEC. TIME PENALTY (INACCURATE GRID POSITION)

Subject to final scrutineering !

Issued:

Clerk of the Course:

Timekeeper:

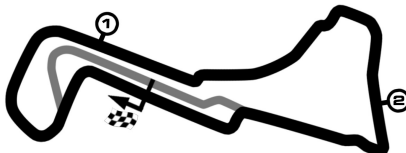
DTM Zolder 1

Circuit Zolder, length 4000 m

09. - 11.10.2020

Porsche Carrera Cup Benelux

Lap by Lap race 1, 10.10.2020



PORSCHE

CARRERA CUP
BENELUX

SPRINT CHALLENGE
BENELUX

-Reg.No.: C-Z-DTM-015

4 Loek Hartog , GT3 Cup PRO / NLD															
1	1:37.513	2	1:32.296	3	1:31.849	4	1:31.797	5	1:31.987	6	1:32.024	7	1:31.938	8	1:32.090
9	1:32.181	10	1:32.427	11	1:32.117	12	1:32.904	13	1:32.293	14	1:32.621	15	1:32.134	16	1:32.280
17	1:32.386	18	1:32.247	19	1:31.939	20	1:32.422								

5 Bas Barenbrug , GT3 Cup PRO AM / NLD															
1	1:43.835	2	1:34.583	3	1:34.835	4	1:34.657	5	1:35.022	6	1:34.832	7	1:35.145	8	1:34.655
9	1:34.508	10	1:34.712	11	1:34.454	12	1:34.092	13	1:34.532	14	1:34.706	15	1:35.029	16	1:34.971
17	1:34.569	18	1:34.348	19	1:34.298	20	1:34.434								

9 Jaxon Verhoeven , GT3 Cup AM / NLD															
1	1:41.758	2	1:33.241	3	1:32.509	4	1:31.973	5	1:32.426	6	1:32.686	7	1:32.462	8	1:32.678
9	1:32.461	10	1:32.394	11	1:32.659	12	1:32.390	13	1:33.482	14	1:32.524	15	1:32.473	16	1:32.267
17	1:33.170	18	1:32.991	19	1:32.388	20	1:32.115								

14 Morris Schuring , GT3 Cup PRO / NLD															
1	1:38.994	2	1:32.298	3	1:32.063	4	1:31.860	5	1:31.888	6	1:32.520	7	1:33.439	8	1:32.158
9	1:32.193	10	1:32.313	11	1:32.213	12	1:32.483	13	1:32.486	14	1:32.911	15	1:32.768	16	1:32.351
17	1:32.464	18	1:31.912	19	1:33.266	20	1:32.503								

17 Gilles Smits , GT3 Cup AM / BEL															
1	1:41.233	2	1:32.826	3	1:32.558	4	1:32.312	5	1:32.669	6	1:32.489	7	1:32.268	8	1:32.611
9	1:32.499	10	1:32.431	11	1:32.477	12	1:32.636	13	1:32.831	14	1:32.859	15	1:32.756	16	1:32.543
17	1:32.491	18	1:33.286	19	1:32.347	20	1:32.566								

25 Harold Goddijn , GT4 GT4 / NLD															
1	1:50.617	2	1:40.433	3	1:40.259	4	1:39.834	5	1:40.871	6	1:40.115	7	1:40.417	8	1:40.359
9	1:40.652	10	1:39.753	11	1:42.619	12	1:40.858	13	1:41.227	14	1:40.164	15	1:40.026	16	1:40.756
17	1:43.607	18	1:40.274	19	1:41.015										

63 Nicolas Vandierendonck , GT3 Cup PRO AM / BEL															
1	1:42.146	2	1:34.289	3	1:32.720	4	1:32.812	5	1:32.805	6	1:32.439	7	1:33.187	8	1:32.832
9	1:32.833	10	1:32.869	11	1:32.935	12	1:33.736	13	1:34.558	14	1:33.999	15	1:33.270	16	1:32.915
17	1:33.684	18	1:34.273	19	1:34.282	20	1:32.801								

69 Thierry Vermeulen , GT4 GT4 / NLD															
1	1:46.863	2	1:36.872	3	1:36.817	4	1:37.340	5	1:37.105	6	1:37.297	7	1:37.039	8	1:36.717
9	1:36.751	10	1:36.665	11	1:36.976	12	1:36.776	13	1:37.384	14	1:36.988	15	1:37.546	16	1:36.590
17	1:36.995	18	1:36.775	19	1:37.247										

71 Alexander Goddijn , GT4 GT4 / NLD															
1	1:49.112	2	1:39.648	3	1:39.421	4	1:38.260	5	1:38.769	6	1:38.646	7	1:38.789	8	1:38.716
9	1:38.907	10	1:38.469	11	1:38.620	12	1:39.806	13	1:39.178	14	1:39.627	15	1:40.061	16	1:40.067
17	1:38.905	18	1:38.873	19	1:38.923										

72 Steven van Rhee , GT4 GT4 / NLD															
1	1:49.192	2	1:39.154	3	1:38.772	4	1:37.765	5	1:37.451	6	1:37.785	7	1:38.047	8	1:37.806
9	1:37.756	10	1:37.191	11	1:37.480	12	1:37.827	13	1:37.504	14	1:37.784	15	1:37.713	16	1:39.993
17	1:38.532	18	1:38.680	19	1:37.533										

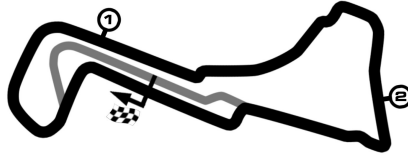
DTM Zolder 1

Circuit Zolder, length 4000 m

09. - 11.10.2020

Porsche Carrera Cup Benelux

Lap by Lap race 1, 10.10.2020



PORSCHE

CARRERA CUP
BENELUX

SPRINT CHALLENGE
BENELUX

-Reg.No.: C-Z-DTM-015

126 Jos Jansen , GT3 Cup AM / BEL															
1	1:41.339	2	1:36.104	3	1:33.393	4	1:33.628	5	1:33.008	6	1:33.731	7	1:35.096	8	1:34.120
9	1:34.312	10	1:33.704	11	1:34.342	12	1:34.416	13	1:34.619	14	1:34.865				

140 Huub van Eijndhoven , GT3 Cup PRO AM / NLD															
1	1:38.356	2	1:32.321	3	1:31.948	4	1:32.016	5	1:32.043	6	1:32.234	7	1:32.278	8	1:32.065
9	1:32.024	10	1:32.360	11	1:32.586	12	1:32.674	13	1:32.286	14	1:32.388	15	1:32.835	16	1:33.018
17	1:32.831	18	1:32.584	19	1:34.336	20	1:32.735								

700 Sven van Laere , GT4 GT4 / BEL															
1	1:49.896	2	1:39.829	3	1:40.034	4	1:39.002	5	1:39.519	6	1:39.938	7	1:40.311	8	1:40.726
9	1:40.655	10	1:40.527	11	1:40.810	12	1:43.635	13	1:41.800	14	1:42.103	15	1:40.569	16	1:40.696
17	1:41.180	18	1:40.768	19	1:41.839										

917 Stijn Lowette , GT3 Cup AM / BEL															
1	1:44.258	2	1:34.436	3	1:35.540	4	1:34.704	5	1:34.683	6	1:34.392	7	1:35.293	8	1:34.640
9	1:34.575	10	1:37.397	11	1:35.793	12	1:34.839	13	1:35.242	14	1:35.064	15	1:36.372	16	1:35.846
17	1:35.419	18	1:35.862	19	1:36.363	20	1:35.521								

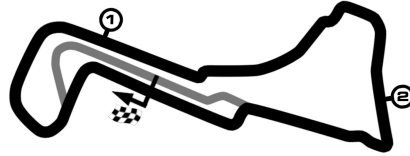
919 Michael Cool , GT3 Cup PRO AM / BEL															
1	1:42.608	2	1:34.207	3	1:32.897	4	1:32.591	5	1:32.853	6	1:32.555	7	1:33.223	8	1:32.823
9	1:32.827	10	1:32.675	11	1:33.115	12	1:33.449	13	1:33.518	14	1:34.426	15	1:33.282	16	1:33.023
17	1:33.647	18	1:34.401	19	1:33.976	20	1:32.883								

DTM Zolder 1

Circuit Zolder, length 4000 m

09. - 11.10.2020

Porsche Carrera Cup Benelux



PORSCHE

CARRERA CUP
BENELUX

SPRINT CHALLENGE
BENELUX

Lap Analysis race 1, 10.10.2020

-Reg.No.: C-Z-DTM-015

4 Loek Hartog , GT3 Cup PRO / NLD									theoretical besttime: 1:31.625								
Lap	Time	S1	V1	S2	V2	S3	V3	Vmax	Lap	Time	S1	V1	S2	V2	S3	V3	Vmax
1	1:37.513	34.804	197	33.985	208	28.724	202	208	11	1:32.117	30.005	195	33.529	207	28.583	205	207
2	1:32.296	29.817	194	33.940	207	28.539	202	207	12	1:32.904	30.066	194	34.102	204	28.736	203	204
3	1:31.849	29.842	194	33.523	208	28.484	203	208	13	1:32.293	29.965	196	33.633	208	28.695	203	208
4	1:31.797	29.800	194	33.466	208	28.531	202	208	14	1:32.621	30.170	194	33.637	208	28.814	202	208
5	1:31.987	29.773	195	33.498	208	28.716	202	208	15	1:32.134	30.086	195	33.508	208	28.540	203	208
6	1:32.024	29.907	196	33.524	208	28.593	202	208	16	1:32.280	30.041	193	33.555	209	28.684	203	209
7	1:31.938	29.860	195	33.441	207	28.637	202	207	17	1:32.386	30.195	194	33.570	208	28.621	203	208
8	1:32.090	29.830	195	33.610	208	28.650	203	208	18	1:32.247	30.148	194	33.447	208	28.652	203	208
9	1:32.181	29.921	196	33.585	206	28.675	202	206	19	1:31.939	29.969	195	33.368	208	28.602	203	208
10	1:32.427	30.014	194	33.630	208	28.783	202	208	20	1:32.422	30.029	194	33.598	208	28.795	200	208

5 Bas Barenbrug , GT3 Cup PRO AM / NLD									theoretical besttime: 1:33.940								
Lap	Time	S1	V1	S2	V2	S3	V3	Vmax	Lap	Time	S1	V1	S2	V2	S3	V3	Vmax
1	1:43.835	38.356	190	36.002	204	29.477	202	204	11	1:34.454	30.742	193	34.383	205	29.329	201	205
2	1:34.583	30.674	196	34.681	207	29.228	201	207	12	1:34.092	30.663	194	34.356	204	29.073	201	204
3	1:34.835	30.743	194	34.839	205	29.253	201	205	13	1:34.532	30.695	193	34.461	204	29.376	197	204
4	1:34.657	30.644	194	34.830	204	29.183	201	204	14	1:34.706	30.971	189	34.451	205	29.284	200	205
5	1:35.022	30.851	192	34.878	204	29.293	200	204	15	1:35.029	30.701	193	35.066	203	29.262	200	203
6	1:34.832	30.955	191	34.557	205	29.320	200	205	16	1:34.971	30.930	192	34.489	204	29.552	201	204
7	1:35.145	31.110	190	34.887	204	29.148	200	204	17	1:34.569	30.746	193	34.281	205	29.542	197	205
8	1:34.655	30.955	192	34.573	205	29.127	202	205	18	1:34.348	31.000	193	34.314	205	29.034	201	205
9	1:34.508	30.625	193	34.743	204	29.140	201	204	19	1:34.298	30.812	195	34.423	206	29.063	201	206
10	1:34.712	30.901	191	34.583	205	29.228	200	205	20	1:34.434	30.687	194	34.485	204	29.262	201	204

9 Jaxon Verhoeven , GT3 Cup AM / NLD									theoretical besttime: 1:31.797								
Lap	Time	S1	V1	S2	V2	S3	V3	Vmax	Lap	Time	S1	V1	S2	V2	S3	V3	Vmax
1	1:41.758	37.035	194	35.583	206	29.140	205	206	11	1:32.659	30.216	194	33.794	208	28.649	202	208
2	1:33.241	30.558	193	33.927	207	28.756	202	207	12	1:32.390	30.342	196	33.535	207	28.513	205	207
3	1:32.509	30.304	196	33.587	208	28.618	205	208	13	1:33.482	30.263	196	33.784	209	29.435	203	209
4	1:31.973	30.007	196	33.494	210	28.472	203	210	14	1:32.524	30.438	193	33.705	209	28.381	203	209
5	1:32.426	30.089	196	33.918	208	28.419	205	208	15	1:32.473	30.134	197	33.634	208	28.705	205	208
6	1:32.686	30.151	197	33.794	209	28.741	205	209	16	1:32.267	30.365	195	33.606	210	28.296	205	210
7	1:32.462	30.087	196	33.940	208	28.435	205	208	17	1:33.170	30.150	197	33.589	209	29.431	187	209
8	1:32.678	30.240	196	33.830	206	28.608	203	206	18	1:32.991	30.610	196	33.584	208	28.797	206	208
9	1:32.461	30.125	196	33.777	208	28.559	205	208	19	1:32.388	30.091	196	33.599	209	28.698	206	209
10	1:32.394	30.087	197	33.685	207	28.622	203	207	20	1:32.115	30.008	194	33.745	208	28.362	206	208

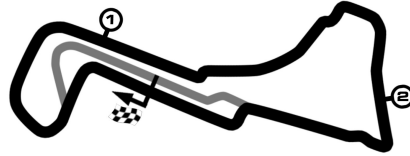
14 Morris Schuring , GT3 Cup PRO / NLD									theoretical besttime: 1:31.573								
Lap	Time	S1	V1	S2	V2	S3	V3	Vmax	Lap	Time	S1	V1	S2	V2	S3	V3	Vmax
1	1:38.994	36.039	195	34.172	210	28.783	203	210	11	1:32.213	30.044	195	33.624	208	28.545	205	208
2	1:32.298	29.945	194	33.709	210	28.644	205	210	12	1:32.483	30.036	196	33.531	208	28.916	205	208
3	1:32.063	29.863	195	33.575	210	28.625	203	210	13	1:32.486	30.262	193	33.659	209	28.565	205	209
4	1:31.860	29.811	197	33.427	208	28.622	203	208	14	1:32.911	30.585	194	33.669	208	28.657	205	208
5	1:31.888	29.781	198	33.546	210	28.561	203	210	15	1:32.768	30.216	194	33.854	208	28.698	205	208
6	1:32.520	30.167	196	33.770	208	28.583	205	208	16	1:32.351	30.217	194	33.619	209	28.515	206	209
7	1:33.439	29.972	197	34.177	208	29.290	202	208	17	1:32.464	30.164	195	33.559	209	28.741	205	209
8	1:32.158	30.083	195	33.446	209	28.629	203	209	18	1:31.912	30.120	196	33.319	209	28.473	206	209
9	1:32.193	29.997	196	33.482	209	28.714	205	209	19	1:33.266	30.274	196	34.206	208	28.786	203	208
10	1:32.313	30.040	194	33.594	208	28.679	205	208	20	1:32.503	30.140	194	33.788	208	28.575	205	208

DTM Zolder 1

Circuit Zolder, length 4000 m

09. - 11.10.2020

Porsche Carrera Cup Benelux



PORSCHE

CARRERA CUP
BENELUX

SPRINT CHALLENGE
BENELUX

Lap Analysis race 1, 10.10.2020

-Reg.No.: C-Z-DTM-015

17 Gilles Smits , GT3 Cup AM / BEL									theoretical besttime: 1:31.928								
Lap	Time	S1	V1	S2	V2	S3	V3	Vmax	Lap	Time	S1	V1	S2	V2	S3	V3	Vmax
1	1:41.233	36.941	192	35.248	206	29.044	200	206	11	1:32.477	30.168	194	33.742	206	28.567	203	206
2	1:32.826	30.367	195	33.757	206	28.702	201	206	12	1:32.636	30.334	194	33.615	206	28.687	205	206
3	1:32.558	30.345	194	33.864	206	28.349	202	206	13	1:32.831	30.144	196	33.972	206	28.715	202	206
4	1:32.312	30.202	194	33.535	207	28.575	203	207	14	1:32.859	30.395	196	33.663	207	28.801	203	207
5	1:32.669	30.287	196	33.850	206	28.532	201	206	15	1:32.756	30.346	192	33.887	207	28.523	203	207
6	1:32.489	30.204	195	33.623	206	28.662	202	206	16	1:32.543	30.277	193	33.780	207	28.486	203	207
7	1:32.268	30.098	194	33.739	206	28.431	202	206	17	1:32.491	30.097	195	33.542	206	28.852	202	206
8	1:32.611	30.159	195	33.776	206	28.676	202	206	18	1:33.286	30.363	194	34.058	205	28.865	202	205
9	1:32.499	30.246	194	33.518	207	28.735	200	207	19	1:32.347	30.112	196	33.599	208	28.636	202	208
10	1:32.431	30.222	194	33.482	207	28.727	201	207	20	1:32.566	30.100	195	33.874	205	28.592	202	205

25 Harold Goddijn , GT4 GT4 / NLD									theoretical besttime: 1:39.291								
Lap	Time	S1	V1	S2	V2	S3	V3	Vmax	Lap	Time	S1	V1	S2	V2	S3	V3	Vmax
1	1:50.617	40.661	179	38.574	188	31.382	181	188	11	1:42.619	32.494	179	37.797	181	32.328	182	181
2	1:40.433	32.685	181	36.843	188	30.905	182	188	12	1:40.858	32.257	179	37.700	187	30.901	181	187
3	1:40.259	32.158	180	37.042	188	31.059	181	188	13	1:41.227	32.391	179	37.979	187	30.857	182	187
4	1:39.834	32.320	180	36.968	189	30.546	182	189	14	1:40.164	32.208	180	36.686	188	31.270	181	188
5	1:40.871	32.511	179	37.534	189	30.826	179	189	15	1:40.026	32.356	179	36.834	188	30.836	183	188
6	1:40.115	32.595	178	36.722	189	30.798	182	189	16	1:40.756	32.869	177	36.957	188	30.930	181	188
7	1:40.417	32.678	178	36.879	189	30.860	179	189	17	1:43.607	32.707	179	38.087	186	32.813	181	186
8	1:40.359	32.544	177	36.836	187	30.979	181	187	18	1:40.274	32.300	179	37.023	190	30.951	184	190
9	1:40.652	32.509	178	37.102	188	31.041	181	188	19	1:41.015	32.166	176	36.904	189	31.945	179	189
10	1:39.753	32.405	180	36.587	189	30.761	181	189									

63 Nicolas Vandierendonck , GT3 Cup PRO AM / BEL									theoretical besttime: 1:32.316								
Lap	Time	S1	V1	S2	V2	S3	V3	Vmax	Lap	Time	S1	V1	S2	V2	S3	V3	Vmax
1	1:42.146	37.547	191	35.345	202	29.254	201	202	11	1:32.935	30.394	192	33.898	204	28.643	202	204
2	1:34.289	30.616	194	34.780	204	28.893	201	204	12	1:33.736	30.450	191	34.353	206	28.933	202	206
3	1:32.720	30.197	194	33.981	206	28.542	201	206	13	1:34.558	31.161	188	34.510	204	28.887	201	204
4	1:32.812	30.292	191	33.754	206	28.766	202	206	14	1:33.999	30.462	192	34.734	203	28.803	203	203
5	1:32.805	30.277	192	33.851	206	28.677	202	206	15	1:33.270	30.537	192	34.064	207	28.669	203	207
6	1:32.439	30.192	193	33.616	205	28.631	202	205	16	1:32.915	30.523	194	33.808	207	28.584	203	207
7	1:33.187	30.581	185	33.865	206	28.741	200	206	17	1:33.684	30.713	193	34.131	205	28.840	202	205
8	1:32.832	30.361	193	33.815	205	28.656	202	205	18	1:34.273	30.618	193	34.522	208	29.133	203	208
9	1:32.833	30.322	192	33.641	206	28.870	202	206	19	1:34.282	30.932	194	33.905	204	29.445	203	204
10	1:32.869	30.396	191	33.711	204	28.762	203	204	20	1:32.801	30.475	192	33.818	208	28.508	203	208

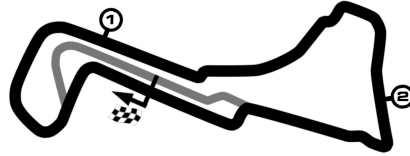
69 Thierry Vermeulen , GT4 GT4 / NLD									theoretical besttime: 1:36.468								
Lap	Time	S1	V1	S2	V2	S3	V3	Vmax	Lap	Time	S1	V1	S2	V2	S3	V3	Vmax
1	1:46.863	39.233	182	37.365	193	30.265	186	193	11	1:36.976	31.519	182	35.378	193	30.079	185	193
2	1:36.872	31.357	182	35.320	192	30.195	185	192	12	1:36.776	31.394	183	35.130	193	30.252	185	193
3	1:36.817	31.516	181	35.234	193	30.067	185	193	13	1:37.384	31.863	181	35.448	193	30.073	185	193
4	1:37.340	31.520	181	35.561	193	30.259	185	193	14	1:36.988	31.445	182	35.475	192	30.068	185	192
5	1:37.105	31.490	183	35.267	193	30.348	183	193	15	1:37.546	31.579	182	35.505	191	30.462	184	191
6	1:37.297	31.677	182	35.302	193	30.318	184	193	16	1:36.590	31.366	183	35.243	193	29.981	186	193
7	1:37.039	31.490	183	35.290	192	30.259	184	192	17	1:36.995	31.528	182	35.416	194	30.051	185	194
8	1:36.717	31.423	181	35.157	193	30.137	185	193	18	1:36.775	31.498	182	35.168	194	30.109	185	194
9	1:36.751	31.485	181	35.224	192	30.042	186	192	19	1:37.247	31.403	180	35.579	194	30.265	185	194
10	1:36.665	31.483	182	35.151	193	30.031	185	193									

DTM Zolder 1

Circuit Zolder, length 4000 m

09. - 11.10.2020

Porsche Carrera Cup Benelux



PORSCHE

CARRERA CUP
BENELUX

SPRINT CHALLENGE
BENELUX

Lap Analysis race 1, 10.10.2020

-Reg.No.: C-Z-DTM-015

71 Alexander Goddijn , GT4 GT4 / NLD										theoretical besttime: 1:37.818								
Lap	Time	S1	V1	S2	V2	S3	V3	Vmax		Lap	Time	S1	V1	S2	V2	S3	V3	Vmax
1	1:49.112	39.043	182	38.303	192	31.766	183	192		11	1:38.620	31.822	178	36.252	191	30.546	186	191
2	1:39.648	32.844	183	36.213	194	30.591	187	194		12	1:39.806	31.779	182	36.248	190	31.779	168	190
3	1:39.421	31.853	177	36.967	193	30.601	185	193		13	1:39.178	32.265	181	36.195	192	30.718	186	192
4	1:38.260	31.580	183	35.844	193	30.836	181	193		14	1:39.627	32.658	179	36.429	192	30.540	186	192
5	1:38.769	31.456	183	35.964	192	31.349	175	192		15	1:40.061	32.523	177	36.553	191	30.985	187	191
6	1:38.646	31.907	182	36.055	191	30.684	186	191		16	1:40.067	32.209	183	36.363	190	31.495	188	190
7	1:38.789	31.759	182	36.367	192	30.663	186	192		17	1:38.905	31.883	182	36.362	192	30.660	187	192
8	1:38.716	31.747	181	36.451	192	30.518	186	192		18	1:38.873	32.039	183	36.113	192	30.721	186	192
9	1:38.907	31.646	183	36.514	192	30.747	185	192		19	1:38.923	31.868	180	36.416	190	30.639	187	190
10	1:38.469	31.681	182	36.109	191	30.679	186	191										

72 Steven van Rhee , GT4 GT4 / NLD										theoretical besttime: 1:37.071								
Lap	Time	S1	V1	S2	V2	S3	V3	Vmax		Lap	Time	S1	V1	S2	V2	S3	V3	Vmax
1	1:49.192	39.625	180	37.962	191	31.605	183	191		11	1:37.480	31.747	179	35.463	192	30.270	185	192
2	1:39.154	32.495	181	35.990	193	30.669	183	193		12	1:37.827	31.686	179	35.387	192	30.754	184	192
3	1:38.772	32.090	177	35.907	193	30.775	183	193		13	1:37.504	31.725	180	35.470	192	30.309	184	192
4	1:37.765	31.670	180	35.609	193	30.486	183	193		14	1:37.784	31.864	179	35.610	192	30.310	184	192
5	1:37.451	31.540	180	35.311	192	30.600	182	192		15	1:37.713	31.684	181	35.516	191	30.513	183	191
6	1:37.785	31.734	179	35.546	190	30.505	184	190		16	1:39.993	32.248	180	35.828	191	31.917	184	191
7	1:38.047	31.709	180	35.579	193	30.759	183	193		17	1:38.532	31.932	180	35.854	189	30.746	185	189
8	1:37.806	31.687	180	35.616	191	30.503	184	191		18	1:38.680	31.787	180	36.427	187	30.466	183	187
9	1:37.756	31.563	181	35.668	189	30.525	184	189		19	1:37.533	31.762	181	35.420	193	30.351	183	193
10	1:37.191	31.653	180	35.318	192	30.220	183	192										

126 Jos Jansen , GT3 Cup AM / BEL										theoretical besttime: 1:32.688								
Lap	Time	S1	V1	S2	V2	S3	V3	Vmax		Lap	Time	S1	V1	S2	V2	S3	V3	Vmax
1	1:41.339	36.725	188	35.072	206	29.542	194	206		8	1:34.120	30.730	192	34.433	204	28.957	201	204
2	1:36.104	31.187	192	36.123	205	28.794	203	205		9	1:34.312	30.902	193	34.424	207	28.986	202	207
3	1:33.393	30.586	196	34.039	206	28.768	202	206		10	1:33.704	30.586	193	34.213	207	28.905	200	207
4	1:33.628	30.150	196	34.979	206	28.499	202	206		11	1:34.342	31.074	191	34.213	203	29.055	202	203
5	1:33.008	30.207	195	34.259	206	28.542	202	206		12	1:34.416	31.013	192	34.381	206	29.022	201	206
6	1:33.731	30.803	195	34.307	207	28.621	202	207		13	1:34.619	31.019	193	34.607	207	28.993	201	207
7	1:35.096	31.788	192	34.651	204	28.657	202	204		14	1:34.865	30.993	193	34.589	206	29.283	200	206

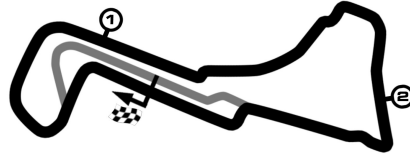
140 Huub van Eijndhoven , GT3 Cup PRO AM / NLD										theoretical besttime: 1:31.577								
Lap	Time	S1	V1	S2	V2	S3	V3	Vmax		Lap	Time	S1	V1	S2	V2	S3	V3	Vmax
1	1:38.356	35.600	196	34.229	208	28.527	203	208		11	1:32.586	30.261	194	33.784	207	28.541	203	207
2	1:32.321	30.046	196	33.926	210	28.349	203	210		12	1:32.674	30.410	194	33.610	207	28.654	205	207
3	1:31.948	29.869	197	33.780	210	28.299	206	210		13	1:32.286	30.421	196	33.533	208	28.332	205	208
4	1:32.016	30.062	196	33.625	208	28.329	205	208		14	1:32.388	30.362	195	33.553	209	28.473	203	209
5	1:32.043	30.058	196	33.548	208	28.437	203	208		15	1:32.835	30.649	193	33.737	208	28.449	205	208
6	1:32.234	30.422	194	33.453	208	28.359	205	208		16	1:33.018	30.569	195	33.862	208	28.587	205	208
7	1:32.278	30.214	194	33.741	207	28.323	202	207		17	1:32.831	30.381	196	33.761	208	28.689	203	208
8	1:32.065	30.284	194	33.409	208	28.372	203	208		18	1:32.584	30.474	195	33.672	208	28.438	205	208
9	1:32.024	30.214	196	33.493	208	28.317	203	208		19	1:34.336	30.621	195	34.784	208	28.931	205	208
10	1:32.360	30.357	194	33.504	207	28.499	203	207		20	1:32.735	30.345	197	33.789	208	28.601	206	208

DTM Zolder 1

Circuit Zolder, length 4000 m

09. - 11.10.2020

Porsche Carrera Cup Benelux



PORSCHE

CARRERA CUP
BENELUX

SPRINT CHALLENGE
BENELUX

Lap Analysis race 1, 10.10.2020

-Reg.No.: C-Z-DTM-015

700 Sven van Laere , GT4 GT4 / BEL										theoretical besttime: 1:38.911								
Lap	Time	S1	V1	S2	V2	S3	V3	Vmax		Lap	Time	S1	V1	S2	V2	S3	V3	Vmax
1	1:49.896	40.051	180	38.237	191	31.608	183	191		11	1:40.810	32.720	177	36.974	189	31.116	185	189
2	1:39.829	32.436	180	36.698	191	30.695	185	191		12	1:43.635	34.302	177	37.418	186	31.915	184	186
3	1:40.034	32.066	181	36.675	191	31.293	184	191		13	1:41.800	32.866	178	37.349	186	31.585	183	186
4	1:39.002	32.157	181	36.183	191	30.662	185	191		14	1:42.103	32.788	177	37.080	186	32.235	184	186
5	1:39.519	32.277	180	36.395	190	30.847	184	190		15	1:40.569	32.934	179	36.806	189	30.829	185	189
6	1:39.938	32.434	177	36.533	191	30.971	184	191		16	1:40.696	32.784	179	36.873	188	31.039	184	188
7	1:40.311	32.599	171	36.908	190	30.804	183	190		17	1:41.180	32.659	179	37.321	188	31.200	185	188
8	1:40.726	32.682	179	36.851	190	31.193	184	190		18	1:40.768	32.554	179	36.674	189	31.540	185	189
9	1:40.655	32.806	179	36.877	186	30.972	183	186		19	1:41.839	32.992	170	37.552	188	31.295	183	188
10	1:40.527	32.417	179	37.031	187	31.079	184	187										

917 Stijn Lowette , GT3 Cup AM / BEL										theoretical besttime: 1:33.990								
Lap	Time	S1	V1	S2	V2	S3	V3	Vmax		Lap	Time	S1	V1	S2	V2	S3	V3	Vmax
1	1:44.258	38.727	190	36.101	201	29.430	203	201		11	1:35.793	31.375	190	35.306	204	29.112	203	204
2	1:34.436	30.958	196	34.576	207	28.902	205	207		12	1:34.839	30.915	194	34.920	206	29.004	202	206
3	1:35.540	32.313	192	34.268	205	28.959	202	205		13	1:35.242	31.153	194	35.027	206	29.062	202	206
4	1:34.704	31.061	195	34.387	206	29.256	203	206		14	1:35.064	31.272	195	34.612	207	29.180	202	207
5	1:34.683	31.123	196	34.530	206	29.030	202	206		15	1:36.372	31.327	193	35.750	182	29.295	203	182
6	1:34.392	31.094	194	34.281	207	29.017	203	207		16	1:35.846	31.510	193	35.229	203	29.107	203	203
7	1:35.293	31.021	195	35.069	206	29.203	203	206		17	1:35.419	31.375	193	34.797	207	29.247	202	207
8	1:34.640	30.890	195	34.610	208	29.140	206	208		18	1:35.862	31.642	195	35.001	205	29.219	202	205
9	1:34.575	30.820	196	34.632	207	29.123	205	207		19	1:36.363	31.336	194	35.104	206	29.923	201	206
10	1:37.397	30.860	197	37.548	204	28.989	201	204		20	1:35.521	31.547	191	34.937	204	29.037	202	204

919 Michael Cool , GT3 Cup PRO AM / BEL										theoretical besttime: 1:32.344								
Lap	Time	S1	V1	S2	V2	S3	V3	Vmax		Lap	Time	S1	V1	S2	V2	S3	V3	Vmax
1	1:42.608	38.146	189	35.513	206	28.949	206	206		11	1:33.115	30.484	195	33.894	206	28.737	205	206
2	1:34.207	30.520	195	34.999	204	28.688	203	204		12	1:33.449	30.253	196	34.238	205	28.958	205	205
3	1:32.897	30.536	196	33.914	206	28.447	203	206		13	1:33.518	30.875	191	34.083	206	28.560	202	206
4	1:32.591	30.304	193	33.674	206	28.613	205	206		14	1:34.426	30.628	193	34.973	203	28.825	202	203
5	1:32.853	30.394	196	33.733	206	28.726	203	206		15	1:33.282	30.661	192	33.896	206	28.725	203	206
6	1:32.555	30.227	196	33.670	206	28.658	205	206		16	1:33.023	30.628	193	33.777	206	28.618	203	206
7	1:33.223	30.686	193	33.839	206	28.698	203	206		17	1:33.647	30.726	193	34.036	205	28.885	202	205
8	1:32.823	30.262	196	33.749	206	28.812	203	206		18	1:34.401	30.661	193	34.620	205	29.120	202	205
9	1:32.827	30.285	196	33.726	205	28.816	202	205		19	1:33.976	30.773	195	33.858	206	29.345	203	206
10	1:32.675	30.361	195	33.801	205	28.513	205	205		20	1:32.883	30.320	193	33.907	205	28.656	202	205

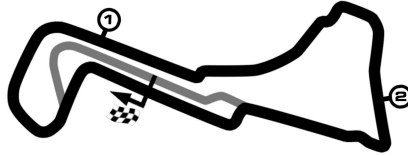
DTM Zolder 1

Circuit Zolder, length 4000 m

09. - 11.10.2020

Porsche Carrera Cup Benelux

Best Sector Times race 1



PORSCHE

**CARRERA CUP
BENELUX**

**SPRINT CHALLENGE
BENELUX**

-Reg.No.: C-Z-DTM-015

Pos.	sector 1			sector 2			sector 3			theoretical and best lap time				
	No	Driver	Time	No	Driver	Time	No	Driver	Time	No	Driver	theoretical	Best	Pos
1	4	Hartog L.	29.773	14	Schuring M.	33.319	9	Verhoeven J.	28.296	14	Schuring M.	1:31.573	1:31.860	
2	14	Schuring M.	29.781	4	Hartog L.	33.368	140	van Eijndhoven H.	28.299	140	van Eijndhoven H.	1:31.577	1:31.948	
3	140	van Eijndhoven H.	29.869	140	van Eijndhoven H.	33.409	17	Smits G.	28.349	4	Hartog L.	1:31.625	1:31.797	
4	9	Verhoeven J.	30.007	17	Smits G.	33.482	919	Cool M.	28.447	9	Verhoeven J.	1:31.797	1:31.973	
5	17	Smits G.	30.097	9	Verhoeven J.	33.494	14	Schuring M.	28.473	17	Smits G.	1:31.928	1:32.268	
6	126	Jansen J.	30.150	63	Vandierendonck N.	33.616	4	Hartog L.	28.484	63	Vandierendonck N.	1:32.316	1:32.439	
7	63	Vandierendonck N.	30.192	919	Cool M.	33.670	126	Jansen J.	28.499	919	Cool M.	1:32.344	1:32.555	
8	919	Cool M.	30.227	126	Jansen J.	34.039	63	Vandierendonck N.	28.508	126	Jansen J.	1:32.688	1:33.008	
9	5	Barenbrug B.	30.625	917	Lowette S.	34.268	917	Lowette S.	28.902	5	Barenbrug B.	1:33.940	1:34.092	
10	917	Lowette S.	30.820	5	Barenbrug B.	34.281	5	Barenbrug B.	29.034	917	Lowette S.	1:33.990	1:34.392	
11	69	Vermeulen T.	31.357	69	Vermeulen T.	35.130	69	Vermeulen T.	29.981	69	Vermeulen T.	1:36.468	1:36.590	
12	71	Goddijn A.	31.456	72	van Rhee S.	35.311	72	van Rhee S.	30.220	72	van Rhee S.	1:37.071	1:37.191	
13	72	van Rhee S.	31.540	71	Goddijn A.	35.844	71	Goddijn A.	30.518	71	Goddijn A.	1:37.818	1:38.260	
14	700	van Laere S.	32.066	700	van Laere S.	36.183	25	Goddijn H.	30.546	700	van Laere S.	1:38.911	1:39.002	
15	25	Goddijn H.	32.158	25	Goddijn H.	36.587	700	van Laere S.	30.662	25	Goddijn H.	1:39.291	1:39.753	

Lapchart: Porsche Carrera Cup Benelux race 1

POS	1	2	3	4	5	6	7	8	9	10	11	12	13	14	15	16
LAP 1	4	140	14	17	126	9	63	919	5	917	69	71	72	700	25	
LAP 2	4	140	14	17	9	63	919	126	5	917	69	72	71	700	25	
LAP 3	4	140	14	17	9	63	919	126	5	917	69	72	71	700	25	
LAP 4	4	140	14	17	9	63	919	126	5	917	69	72	71	700	25	
LAP 5	4	140	14	17	9	63	919	126	5	917	69	72	71	700	25	
LAP 6	4	140	14	17	9	63	919	126	5	917	69	72	71	700	25	
LAP 7	4	140	14	17	9	63	919	126	5	917	69	72	71	700	25	
LAP 8	4	140	14	17	9	63	919	126	5	917	69	72	71	700	25	
LAP 9	4	140	14	17	9	63	919	126	5	917	69	72	71	700	25	
LAP 10	4	140	14	17	9	63	919	126	5	917	69	72	71	700	25	
LAP 11	4	140	14	17	9	63	919	126	5	917	69	72	71	700	25	
LAP 12	4	140	14	17	9	63	919	126	5	917	69	72	71	700	25	
LAP 13	4	140	14	17	9	919	63	126	5	917	69	72	71	700	25	
LAP 14	4	140	14	17	9	919	63	126	5	917	69	72	71	25	700	
LAP 15	4	140	14	17	9	919	63	5	917	69	72	71	25	700		
LAP 16	4	140	14	17	9	919	63	5	917	69	72	71	25	700		
LAP 17	4	140	14	17	9	919	63	5	917	69	72	71	700	25		
LAP 18	4	140	14	17	9	919	63	5	917	69	72	71	700	25		
LAP 19	4	14	140	17	9	919	63	5	917	69	72	71	700	25		
LAP 20	4	14	140	17	9	919	63	5	917							

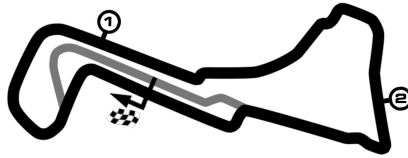
DTM Zolder 1

Circuit Zolder, length 4000 m

09. - 11.10.2020

Porsche Carrera Cup Benelux

Topspeed race 1, 10.10.2020



PORSCHE

CARRERA CUP
BENELUX

SPRINT CHALLENGE
BENELUX

-Reg.No.: C-Z-DTM-015

Car No.	Driver	Make	Speed km/h
9	Jaxon Verhoeven	GT3 Cup	210
140	Huub van Eijndhoven	GT3 Cup	210
14	Morris Schuring	GT3 Cup	210
4	Loek Hartog	GT3 Cup	209
17	Gilles Smits	GT3 Cup	208
917	Stijn Lowette	GT3 Cup	208
63	Nicolas Vandierendonck	GT3 Cup	208
126	Jos Jansen	GT3 Cup	207
5	Bas Barenbrug	GT3 Cup	207
919	Michael Cool	GT3 Cup	206
69	Thierry Vermeulen	GT4	194
71	Alexander Goddijn	GT4	194
72	Steven van Rhee	GT4	193
700	Sven van Laere	GT4	191
25	Harold Goddijn	GT4	190

DTM Zolder 1

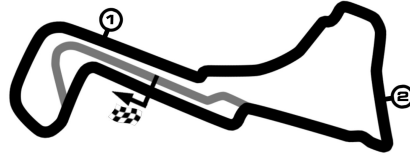
Circuit Zolder, length 4000 m

09. - 11.10.2020

Porsche Carrera Cup Benelux

Weather race 1

10.10.2020, 15:20:00 - 15:50:00

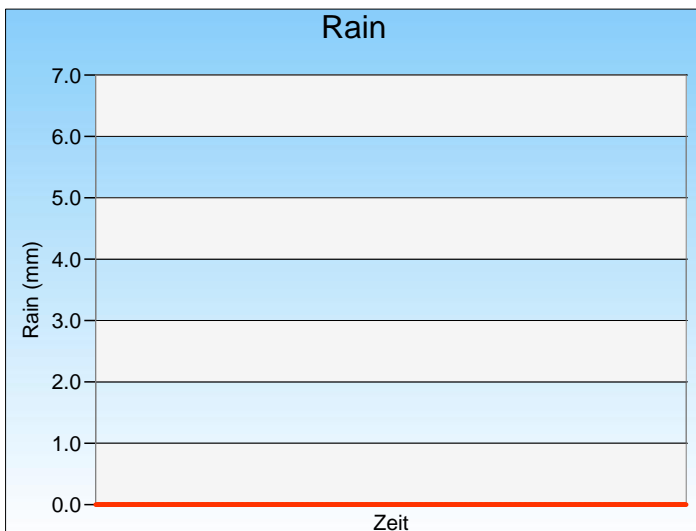
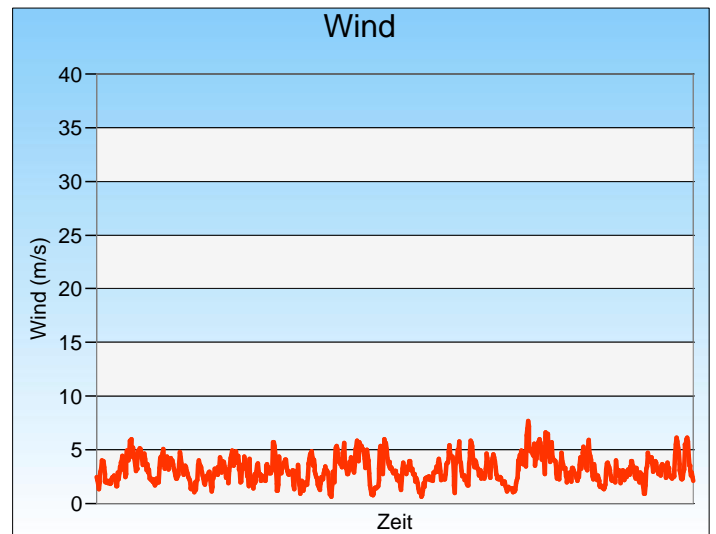
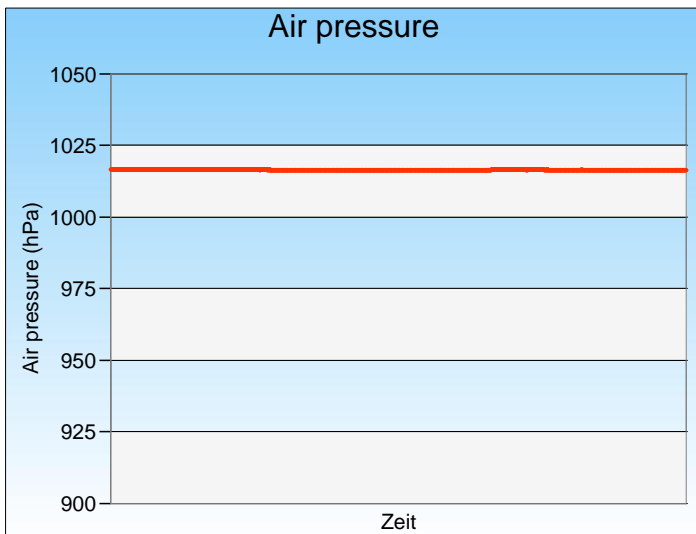
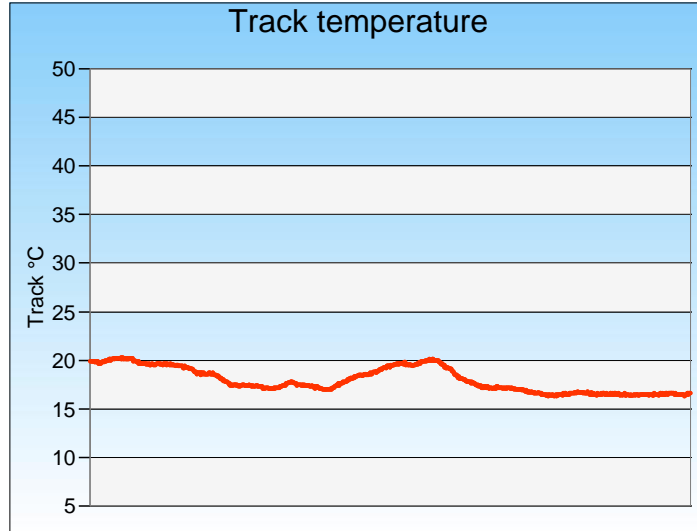


PORSCHE

CARRERA CUP
BENELUX

SPRINT CHALLENGE
BENELUX

-Reg.No.: C-Z-DTM-015



Weather:



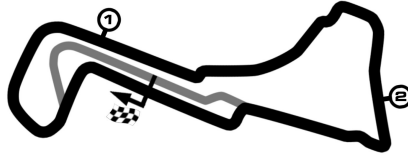
DTM Zolder 1

Circuit Zolder, length 4000 m

09. - 11.10.2020

Porsche Carrera Cup Benelux

Starting grid race 1



PORSCHE

CARRERA CUP
BENELUX

SPRINT CHALLENGE
BENELUX

-Reg.No.: C-Z-DTM-015

25	Harold Goddijn GT4	1:46.033	8	700	Sven van Laere GT4	1:46.633
69	Thierry Vermeulen GT4	1:44.733	7	72	Steven van Rhee GT4	1:45.086
917	Stijn Lowette GT3 Cup	1:42.825	6	71	Alexander Goddijn GT4	1:44.245
63	Nicolas Vandierendonck GT3 Cup	1:42.090	5	5	Bas Barenbrug GT3 Cup	1:42.169
17	Gilles Smits GT3 Cup	1:40.164	4	919	Michael Cool GT3 Cup	1:41.319
140	Huub van Eijndhoven GT3 Cup	1:35.456	3	14	Morris Schuring GT3 Cup	1:39.914
126	Jos Jansen GT3 Cup	1:37.442	2	9	Jaxon Verhoeven GT3 Cup	1:38.596
			1	4	Loek Hartog GT3 Cup	1:35.226
					Pole Position	

Subject to final scrutineering !

Marc Boonman

Ludo Peeters

CAR # 140 - DROP OF 2 GRID POSITIONS (DECISION 2)