

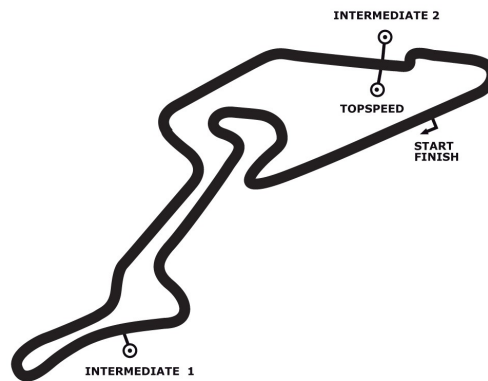
PORSCHE

**CARRERA CUP
BENELUX**

**SPRINT CHALLENGE
BENELUX**

DTM Nürburgring GP

race 3



Nürburgring GP 5148 m

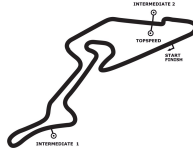
11. - 13.09.2020

DTM Nürburgring GP

Nürburgring GP, length 5148 m

11. - 13.09.2020

Porsche Carrera Cup Benelux



PORSCHE

**CARRERA CUP
BENELUX**

**SPRINT CHALLENGE
BENELUX**

DMSB-Reg.No.: R-11392/20

Result race 3, 13.09.2020

started : 11

classified : 11

not classified : 0

Pos	No.	Cl.	R	Entrant Driver, Place	Car Sponsor	Lap	Time total	Interval GAP	Avg. Total	fastest Avg.	at Lap
1	140	PAM		Huub van Eijndhoven (NLD) / 318' Huub van Eijndhoven / NLD / 31818	GT3 Cup	26	56:14.394		142.797	2:04.166 149.258	8
2	6	PAM		Black Falcon (DEU) / BIF1112500 Carlos Rivas / LUX / A 1343	GT3 Cup	26	56:20.107	5.713 5.713	142.555	2:04.194 149.225	7
3	11	PAM		Tijn Jilesen (NLD) / 37343 Tijn Jilesen / NLD / 37343	GT3 Cup	26	56:22.922	8.528 2.815	142.437	2:04.720 148.595	7
4	63	PAM		EMG Motorsport (BEL) / 20982 Nicolas Vandierendonck / BEL / 907305	GT3 Cup	26	56:32.491	18.097 9.569	142.035	2:04.570 148.774	7
5	9	AM		Jean Pierre Verhoeven (NLD) / 43082 Jean-Pierre Verhoeven / NLD / 14333 Jaxon Verhoeven / NLD / 43082	GT3 Cup	26	56:44.951	30.557 12.460	141.515	2:04.808 148.490	26
6	919	PAM		Michael Cool (BEL) / 902353 Michael Cool / BEL / 902353	GT3 Cup	26	56:52.914	38.520 7.963	141.185	2:04.465 148.900	5
7	5	PAM		Bas Koeten Racing (NLD) / 34220 Bas Barenbrug / NLD / 9291	GT3 Cup	26	57:02.552	48.158 9.638	140.788	2:05.957 147.136	13
8	69	GT4		Team GP Elite (NLD) / 359 Thierry Vermeulen / NLD / 49530	GT4	25	56:46.754	1 Runde 1 Runde	136.000	2:10.329 142.200	6
9	72	GT4		Team GP Elite (NLD) / 359 Steven van Rhee / NLD / 46387	GT4	25	57:05.776	1 Runde 19.022	135.245	2:10.968 141.506	7
10	71	GT4		Team GP Elite (NLD) / 359 Alexander Goddijn / NLD / 46378	GT4	25	57:18.817	1 Runde 13.041	134.732	2:11.203 141.253	20
11	700	GT4		Sven van Laere (BEL) / 700701 Sven van Laere / BEL / 700701 Ayrton Redant / BEL / 913275	GT4	25	57:34.533	1 Runde 15.716	134.119	2:10.493 142.021	19

fastest lap: 140 van Eijndhoven Huub 2:04.166 =149.258 km/h

Subject to final scrutineering !

Issued:

Clerk of the Course:

Timekeeper:

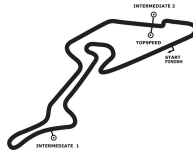
DTM Nürburgring GP

Nürburgring GP, length 5148 m

11. - 13.09.2020

Porsche Carrera Cup Benelux

Result race 3, 13.09.2020



PORSCHE

CARRERA CUP
BENELUX

SPRINT CHALLENGE
BENELUX

DMSB-Reg.No.: R-11392/20

Pos.	No.	Cl.	Entrant Driver	Car	Lap	Time	Gap Intervall	Speed Total	Fast Lap. Speed
------	-----	-----	-------------------	-----	-----	------	------------------	----------------	--------------------

AM

Started: 1 **Classified: 1** **not Classified: 0**

1	9	AM	Jean Pierre Verhoeven (NLD) / 43082 Jean-Pierre Verhoeven / NLD / 14333 Jaxon Verhoeven / NLD / 43082	GT3 Cup	26	56:44.951		141.515	2:04.808 26 148.490
---	---	----	---	---------	----	-----------	--	---------	------------------------

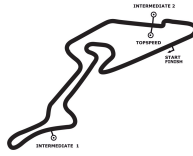
DTM Nürburgring GP

Nürburgring GP, length 5148 m

11. - 13.09.2020

Porsche Carrera Cup Benelux

Result race 3, 13.09.2020



PORSCHE

**CARRERA CUP
BENELUX**

**SPRINT CHALLENGE
BENELUX**

DMSB-Reg.No.: R-11392/20

Pos.	No.	Cl.	Entrant Driver	Car	Lap	Time	Gap Intervall	Speed Total	Fast Lap. Speed
------	-----	-----	-------------------	-----	-----	------	------------------	----------------	--------------------

GT4

Started: 4 Classified: 4 not Classified: 0

1	69	GT4	Team GP Elite (NLD) / 359 Thierry Vermeulen / NLD / 49530	GT4	25	56:46.754		136.000	2:10.329 6 142.200
2	72	GT4	Team GP Elite (NLD) / 359 Steven van Rhee / NLD / 46387	GT4	25	57:05.776	19.022 +19.022	135.245	2:10.968 7 141.506
3	71	GT4	Team GP Elite (NLD) / 359 Alexander Goddijn / NLD / 46378	GT4	25	57:18.817	32.063 +13.041	134.732	2:11.203 20 141.253
4	700	GT4	Sven van Laere (BEL) / 700701 Sven van Laere / BEL / 700701 Ayrton Redant / BEL / 913275	GT4	25	57:34.533	47.779 +15.716	134.119	2:10.493 19 142.021

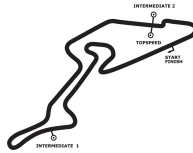
DTM Nürburgring GP

Nürburgring GP, length 5148 m

11. - 13.09.2020

Porsche Carrera Cup Benelux

Result race 3, 13.09.2020



PORSCHE

CARRERA CUP
BENELUX

SPRINT CHALLENGE
BENELUX

DMSB-Reg.No.: R-11392/20

Pos.	No.	Cl.	Entrant Driver	Car	Lap	Time	Gap Intervall	Speed Total	Fast Lap. Speed
------	-----	-----	----------------	-----	-----	------	------------------	----------------	--------------------

PRO AM

Started: 6 **Classified: 6** **not Classified: 0**

1	140	PAN	Huub van Eindhoven (NLD) / 31818 Huub van Eindhoven / NLD / 31818	GT3 Cup	26	56:14.394		142.797	2:04.166 8 149.258
2	6	PAN	Black Falcon (DEU) / BIF1112500 Carlos Rivas / LUX / A 1343	GT3 Cup	26	56:20.107	5.713 +5.713	142.555	2:04.194 7 149.225
3	11	PAN	Tijn Jilesen (NLD) / 37343 Tijn Jilesen / NLD / 37343	GT3 Cup	26	56:22.922	8.528 +2.815	142.437	2:04.720 7 148.595
4	63	PAN	EMG Motorsport (BEL) / 20982 Nicolas Vandierendonck / BEL / 907305	GT3 Cup	26	56:32.491	18.097 +9.569	142.035	2:04.570 7 148.774
5	919	PAN	Michael Cool (BEL) / 902353 Michael Cool / BEL / 902353	GT3 Cup	26	56:52.914	38.520 +20.423	141.185	2:04.465 5 148.900
6	5	PAN	Bas Koeten Racing (NLD) / 34220 Bas Barenbrug / NLD / 9291	GT3 Cup	26	57:02.552	48.158 +9.638	140.788	2:05.957 13 147.136

Fastest Lap: 140 van Eindhoven Huub 2:04.166 = 149.258 km/h

Subject to final scrutineering !

Issued:

Clerk of the Course:

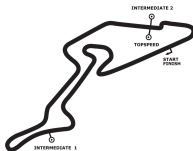
Timekeeper:

DTM Nürburgring GP

Nürburgring GP, length 5148 m

11. - 13.09.2020

Porsche Carrera Cup Benelux



PORSCHE

CARRERA CUP
BENELUX

SPRINT CHALLENGE
BENELUX

Lap by Lap race 3, 13.09.2020

DMSB-Reg.No.: R-11392/20

5 Bas Barenbrug , GT3 Cup PRO AM / NLD															
1	2:13.249	2	2:07.859	3	2:06.761	4	2:06.331	5	2:06.230	6	2:06.439	7	2:06.488	8	2:06.591
9	2:06.234	10	2:06.440	11	2:06.149	12	2:06.525	13	2:05.957	14	2:06.079	pit	2:15.613	16	4:02.599
17	2:06.544	18	2:06.186	19	2:06.576	20	2:06.023	21	2:07.138	22	2:07.235	23	2:06.704	24	2:06.923
25	2:06.667	26	2:07.012												

6 Carlos Rivas , GT3 Cup PRO AM / LUX															
1	2:07.494	2	2:05.591	3	2:05.699	4	2:05.088	5	2:04.529	6	2:04.597	7	2:04.194	8	2:04.396
9	2:04.613	10	2:04.772	11	2:04.504	12	2:04.716	pit	2:10.398	14	3:58.809	15	2:04.936	16	2:05.400
17	2:05.523	18	2:05.282	19	2:10.453	20	2:05.500	21	2:05.380	22	2:05.305	23	2:05.617	24	2:05.815
25	2:05.535	26	2:05.961												

9 Jean-Pierre Verhoeven , GT3 Cup AM / NLD															
1	2:12.501	2	2:06.827	3	2:06.183	4	2:05.547	5	2:05.460	6	2:05.589	7	2:05.731	8	2:05.752
9	2:05.849	10	2:06.144	11	2:06.434	pit	2:15.260	13	4:04.489	14	2:06.861	15	2:06.403	16	2:05.640
17	2:05.355	18	2:06.220	19	2:06.182	20	2:05.139	21	2:05.358	22	2:06.152	23	2:04.989	24	2:05.226
25	2:04.852	26	2:04.808												

11 Tijn Jilesen , GT3 Cup PRO AM / NLD															
1	2:09.332	2	2:05.670	3	2:05.195	4	2:04.931	5	2:04.855	6	2:04.763	7	2:04.720	8	2:05.036
9	2:04.989	10	2:05.328	11	2:05.415	12	2:05.459	13	2:06.048	pit	2:09.564	15	4:00.822	16	2:05.440
17	2:05.106	18	2:06.299	19	2:05.530	20	2:05.305	21	2:05.629	22	2:05.092	23	2:05.405	24	2:04.983
25	2:05.993	26	2:06.013												

63 Nicolas Vandierendonck , GT3 Cup PRO AM / BEL															
1	2:09.844	2	2:05.958	3	2:05.314	4	2:04.951	5	2:04.827	6	2:04.735	7	2:04.570	8	2:04.770
9	2:06.361	10	2:05.073	11	2:05.308	12	2:05.207	pit	2:13.940	14	4:01.480	15	2:06.945	16	2:05.264
17	2:05.452	18	2:05.567	19	2:06.333	20	2:05.301	21	2:05.912	22	2:06.502	23	2:05.465	24	2:05.848
25	2:05.496	26	2:06.068												

69 Thierry Vermeulen , GT4 GT4 / NLD															
1	2:16.467	2	2:11.553	3	2:10.576	4	2:10.800	5	2:10.580	6	2:10.329	7	2:10.520	8	2:10.438
9	2:10.597	10	2:10.777	11	2:10.847	12	2:10.697	13	2:10.963	pit	2:15.472	15	4:05.922	16	2:11.162
17	2:10.705	18	2:10.834	19	2:11.509	20	2:11.824	21	2:12.879	22	2:13.734	23	2:13.888	24	2:11.421
25	2:12.260														

71 Alexander Goddijn , GT4 GT4 / NLD															
1	2:18.278	2	2:13.071	3	2:12.544	4	2:12.253	5	2:13.424	6	2:11.741	7	2:11.810	8	2:11.462
9	2:11.659	10	2:11.659	11	2:11.568	12	2:12.134	13	2:16.630	14	2:12.737	pit	2:16.969	16	4:09.229
17	2:12.708	18	2:13.430	19	2:11.989	20	2:11.203	21	2:13.348	22	2:12.173	23	2:12.219	24	2:12.429
25	2:12.150														

72 Steven van Rhee , GT4 GT4 / NLD															
1	2:17.888	2	2:12.938	3	2:13.249	4	2:12.512	5	2:11.759	6	2:11.429	7	2:10.968	8	2:11.293
9	2:11.163	10	2:11.440	11	2:11.366	12	2:11.498	13	2:11.624	14	2:11.340	pit	2:15.724	16	4:06.758
17	2:11.708	18	2:12.292	19	2:12.160	20	2:12.371	21	2:13.180	22	2:12.250	23	2:14.246	24	2:12.261
25	2:12.359														

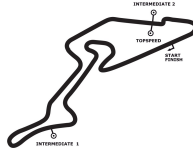
140 Huub van Eijndhoven , GT3 Cup PRO AM / NLD															
1	2:08.730	2	2:05.598	3	2:05.511	4	2:04.871	5	2:04.617	6	2:04.578	7	2:04.294	8	2:04.166

DTM Nürburgring GP

Nürburgring GP, length 5148 m

11. - 13.09.2020

Porsche Carrera Cup Benelux



PORSCHE

**CARRERA CUP
BENELUX**

**SPRINT CHALLENGE
BENELUX**

Lap by Lap race 3, 13.09.2020

DMSB-Reg.No.: R-11392/20

9	2:04.580	10	2:04.515	11	2:04.613	12	2:04.752	pit	2:11.597	14	3:58.285	15	2:04.483	16	2:05.027
17	2:05.795	18	2:04.871	19	2:06.224	20	2:04.982	21	2:04.559	22	2:04.844	23	2:05.170	24	2:05.268
25	2:05.809	26	2:06.655												

700 Sven van Laere , GT4 GT4 / BEL

1	2:19.963	2	2:14.881	3	2:14.894	4	2:16.457	5	2:15.338	6	2:15.207	7	2:14.832	8	2:14.894
9	2:14.635	10	2:14.976	11	2:15.076	pit	2:22.699	13	4:05.749	14	2:13.001	15	2:10.610	16	2:10.671
17	2:11.179	18	2:11.612	19	2:10.493	20	2:10.539	21	2:11.213	22	2:10.952	23	2:11.396	24	2:12.059
25	2:11.207														

919 Michael Cool , GT3 Cup PRO AM / BEL

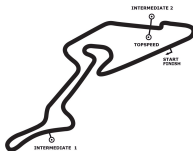
1	2:11.988	2	2:05.630	3	2:05.659	4	2:04.688	5	2:04.465	6	2:04.555	7	2:04.679	8	2:04.763
9	2:05.281	10	2:06.132	11	2:05.215	12	2:05.439	13	2:05.279	pit	2:10.928	15	4:05.264	16	2:05.426
17	2:05.807	18	2:05.540	19	2:23.036	20	2:05.538	21	2:05.313	22	2:06.903	23	2:05.750	24	2:06.960
25	2:05.875	26	2:06.801												

DTM Nürburgring GP

Nürburgring GP, length 5148 m

11. - 13.09.2020

Porsche Carrera Cup Benelux



PORSCHE

CARRERA CUP
BENELUX

SPRINT CHALLENGE
BENELUX

DMSB-Reg.No.: R-11392/20

Lap Analysis race 3, 13.09.2020

5 Bas Barenbrug , GT3 Cup PRO AM / NLD									theoretical besttime: 2:05.831								
Lap	Time	S1	V1	S2	V2	S3	V3	Vmax	Lap	Time	S1	V1	S2	V2	S3	V3	Vmax
1	2:13.249	1:03.347	207	46.664	237	23.238	186	237	14	2:06.079	58.181	209	45.302	238	22.596	186	238
2	2:07.859	58.963	205	45.961	237	22.935	186	237	15	2:15.613	58.248	215	45.681	236	0.000		236
3	2:06.761	58.451	216	45.617	236	22.693	186	236	16	4:02.599	2:54.249	209	45.693	237	22.657	186	237
4	2:06.331	58.179	217	45.402	237	22.750	187	237	17	2:06.544	58.175	215	45.483	237	22.886	186	237
5	2:06.230	58.219	211	45.425	237	22.586	186	237	18	2:06.186	58.037	214	45.467	238	22.682	186	238
6	2:06.439	58.282	210	45.307	237	22.850	186	237	19	2:06.576	58.034	209	45.895	237	22.647	186	237
7	2:06.488	58.177	217	45.565	237	22.746	185	237	20	2:06.023	58.077	212	45.288	239	22.658	187	239
8	2:06.591	58.278	207	45.608	237	22.705	187	237	21	2:07.138	58.775	208	45.557	237	22.806	186	237
9	2:06.234	58.263	211	45.306	238	22.665	186	238	22	2:07.235	58.683	205	45.607	238	22.945	186	238
10	2:06.440	58.191	213	45.374	239	22.875	186	239	23	2:06.704	58.287	211	45.391	240	23.026	186	240
11	2:06.149	58.007	213	45.503	238	22.639	186	238	24	2:06.923	58.233	214	45.724	237	22.966	187	237
12	2:06.525	58.288	215	45.513	238	22.724	186	238	25	2:06.667	58.329	208	45.546	238	22.792	186	238
13	2:05.957	58.110	213	45.238	237	22.609	186	237	26	2:07.012	58.421	212	45.524	238	23.067	186	238

6 Carlos Rivas , GT3 Cup PRO AM / LUX									theoretical besttime: 2:04.051								
Lap	Time	S1	V1	S2	V2	S3	V3	Vmax	Lap	Time	S1	V1	S2	V2	S3	V3	Vmax
1	2:07.494	59.539	205	45.553	237	22.402	187	237	14	3:58.809	2:51.510	213	44.955	239	22.344	188	239
2	2:05.591	57.800	209	45.350	237	22.441	188	237	15	2:04.936	57.595	214	45.054	241	22.287	188	241
3	2:05.699	57.829	210	45.333	238	22.537	188	238	16	2:05.400	57.861	213	45.045	240	22.494	188	240
4	2:05.088	57.514	211	45.090	238	22.484	187	238	17	2:05.523	57.768	215	44.997	237	22.758	188	237
5	2:04.529	57.322	213	44.904	239	22.303	188	239	18	2:05.282	57.693	214	45.139	239	22.450	188	239
6	2:04.597	57.569	211	44.904	238	22.124	188	238	19	2:10.453	57.646	213	50.424	237	22.383	187	237
7	2:04.194	57.154	214	44.773	239	22.267	188	239	20	2:05.500	57.754	212	45.165	240	22.581	188	240
8	2:04.396	57.226	208	44.979	239	22.191	188	239	21	2:05.380	57.682	206	45.321	240	22.377	189	240
9	2:04.613	57.416	211	44.926	239	22.271	188	239	22	2:05.305	57.744	210	45.246	241	22.315	189	241
10	2:04.772	57.289	212	45.113	240	22.370	189	240	23	2:05.617	57.830	214	45.283	240	22.504	189	240
11	2:04.504	57.356	215	44.971	240	22.177	188	240	24	2:05.815	57.814	215	45.395	240	22.606	189	240
12	2:04.716	57.634	213	44.787	240	22.295	188	240	25	2:05.535	57.611	209	45.412	240	22.512	189	240
13	2:10.398	57.612	211	45.051	238	0.000		238	26	2:05.961	57.615	210	45.443	240	22.903	188	240

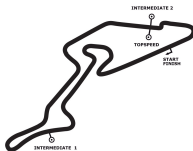
9 Jean-Pierre Verhoeven , GT3 Cup AM / NLD									theoretical besttime: 2:04.502								
Lap	Time	S1	V1	S2	V2	S3	V3	Vmax	Lap	Time	S1	V1	S2	V2	S3	V3	Vmax
1	2:12.501	1:02.137	206	47.352	232	23.012	185	232	14	2:06.861	58.408	218	45.699	237	22.754	186	237
2	2:06.827	58.622	210	45.595	237	22.610	185	237	15	2:06.403	57.886	220	45.789	238	22.728	186	238
3	2:06.183	57.984	215	45.447	236	22.752	185	236	16	2:05.640	57.629	221	45.410	238	22.601	187	238
4	2:05.547	57.975	217	45.057	237	22.515	185	237	17	2:05.355	57.571	222	45.287	239	22.497	187	239
5	2:05.460	57.570	217	45.219	236	22.671	182	236	18	2:06.220	57.756	219	45.551	237	22.913	186	237
6	2:05.589	57.647	219	45.600	237	22.342	185	237	19	2:06.182	57.471	221	46.276	237	22.435	187	237
7	2:05.731	57.809	217	45.302	237	22.620	184	237	20	2:05.139	57.289	221	45.456	238	22.394	187	238
8	2:05.752	57.654	215	45.459	236	22.639	185	236	21	2:05.358	57.418	223	45.523	238	22.417	187	238
9	2:05.849	57.836	216	45.351	236	22.662	184	236	22	2:06.152	58.139	215	45.586	238	22.427	187	238
10	2:06.144	57.934	216	45.660	237	22.550	184	237	23	2:04.989	57.406	222	45.252	238	22.331	187	238
11	2:06.434	58.560	217	45.281	238	22.593	185	238	24	2:05.226	57.589	218	45.412	239	22.225	188	239
12	2:15.260	58.146	217	45.280	237	0.000		237	25	2:04.852	57.395	222	45.020	238	22.437	188	238
13	4:04.489	2:54.584	217	46.697	237	23.208	186	237	26	2:04.808	57.480	222	44.988	239	22.340	187	239

DTM Nürburgring GP

Nürburgring GP, length 5148 m

11. - 13.09.2020

Porsche Carrera Cup Benelux



PORSCHE

CARRERA CUP
BENELUX

SPRINT CHALLENGE
BENELUX

Lap Analysis race 3, 13.09.2020

DMSB-Reg.No.: R-11392/20

11 Tijn Jilesen , GT3 Cup PRO AM / NLD

theoretical besttime: **2:04.489**

Lap	Time	S1	V1	S2	V2	S3	V3	Vmax	Lap	Time	S1	V1	S2	V2	S3	V3	Vmax
1	2:09.332	1:00.757	211	45.784	236	22.791	185	236	14	2:09.564	57.634	218	45.020	237	0.000		237
2	2:05.670	57.895	217	45.341	238	22.434	186	238	15	4:00.822	2:53.263	216	45.190	237	22.369	186	237
3	2:05.195	57.568	219	45.072	236	22.555	187	236	16	2:05.440	57.867	216	45.201	237	22.372	186	237
4	2:04.931	57.633	219	44.970	239	22.328	186	239	17	2:05.106	57.553	218	45.241	238	22.312	186	238
5	2:04.855	57.559	216	44.972	238	22.324	187	238	18	2:06.299	57.740	219	45.448	238	23.111	185	238
6	2:04.763	57.517	218	44.849	238	22.397	185	238	19	2:05.530	57.806	219	45.322	237	22.402	186	237
7	2:04.720	57.418	216	44.906	239	22.396	186	239	20	2:05.305	57.673	217	45.332	238	22.300	186	238
8	2:05.036	57.641	219	45.167	237	22.228	186	237	21	2:05.629	57.844	212	45.301	238	22.484	185	238
9	2:04.989	57.456	218	45.236	237	22.297	187	237	22	2:05.092	57.611	219	45.259	238	22.222	186	238
10	2:05.328	57.720	216	45.140	238	22.468	186	238	23	2:05.405	57.549	216	45.577	238	22.279	186	238
11	2:05.415	57.902	217	45.164	237	22.349	185	237	24	2:04.983	57.500	219	45.076	238	22.407	184	238
12	2:05.459	58.048	217	45.049	238	22.362	186	238	25	2:05.993	57.874	217	45.553	238	22.566	186	238
13	2:06.048	58.322	216	45.182	237	22.544	185	237	26	2:06.013	57.858	211	45.374	237	22.781	185	237

63 Nicolas Vandierendonck , GT3 Cup PRO AM / BEL

theoretical besttime: **2:04.456**

Lap	Time	S1	V1	S2	V2	S3	V3	Vmax	Lap	Time	S1	V1	S2	V2	S3	V3	Vmax
1	2:09.844	1:01.154	215	46.358	239	22.332	187	239	14	4:01.480	2:53.373	210	45.422	238	22.685	188	238
2	2:05.958	57.998	217	45.519	240	22.441	187	240	15	2:06.945	58.099	217	46.354	240	22.492	187	240
3	2:05.314	57.816	219	45.194	240	22.304	187	240	16	2:05.264	57.751	218	45.340	239	22.173	188	239
4	2:04.951	57.436	219	45.102	240	22.413	186	240	17	2:05.452	57.787	218	45.357	240	22.308	186	240
5	2:04.827	57.482	220	45.124	240	22.221	187	240	18	2:05.567	57.980	220	45.270	240	22.317	188	240
6	2:04.735	57.554	220	45.025	241	22.156	188	241	19	2:06.333	57.611	220	45.794	231	22.928	189	231
7	2:04.570	57.275	220	45.090	241	22.205	188	241	20	2:05.301	57.552	220	45.282	240	22.467	187	240
8	2:04.770	57.330	219	45.142	241	22.298	186	241	21	2:05.912	57.953	218	45.421	241	22.538	187	241
9	2:06.361	57.963	220	45.914	238	22.484	187	238	22	2:06.502	58.541	215	45.407	239	22.554	187	239
10	2:05.073	57.494	218	45.207	241	22.372	187	241	23	2:05.465	58.083	221	45.099	240	22.283	189	240
11	2:05.308	57.755	216	45.199	241	22.354	187	241	24	2:05.848	57.737	220	45.643	235	22.468	189	235
12	2:05.207	57.754	219	45.076	241	22.377	186	241	25	2:05.496	57.716	218	45.453	240	22.327	188	240
13	2:13.940	58.205	220	45.339	240	0.000		240	26	2:06.068	57.865	219	45.738	240	22.465	186	240

69 Thierry Vermeulen , GT4 GT4 / NLD

theoretical besttime: **2:10.053**

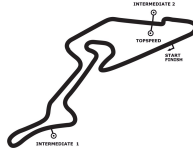
Lap	Time	S1	V1	S2	V2	S3	V3	Vmax	Lap	Time	S1	V1	S2	V2	S3	V3	Vmax
1	2:16.467	1:04.842	201	48.078	217	23.547	168	217	14	2:15.472	1:00.198	204	47.562	219	0.000		219
2	2:11.553	1:00.392	203	47.529	219	23.632	169	219	15	4:05.922	2:54.828	205	47.707	219	23.387	169	219
3	2:10.576	59.681	204	47.399	218	23.496	169	218	16	2:11.162	1:00.283	204	47.515	220	23.364	170	220
4	2:10.800	59.887	204	47.394	219	23.519	169	219	17	2:10.705	59.756	204	47.539	220	23.410	169	220
5	2:10.580	59.866	204	47.356	219	23.358	167	219	18	2:10.834	59.922	203	47.545	219	23.367	170	219
6	2:10.329	59.762	204	47.391	219	23.176	170	219	19	2:11.509	1:00.156	204	47.813	219	23.540	169	219
7	2:10.520	59.899	204	47.286	219	23.335	169	219	20	2:11.824	1:00.445	204	47.692	219	23.687	168	219
8	2:10.438	59.610	203	47.557	218	23.271	169	218	21	2:12.879	1:00.837	204	48.550	220	23.492	168	220
9	2:10.597	59.922	204	47.443	220	23.232	170	220	22	2:13.734	1:01.559	206	48.793	220	23.382	171	220
10	2:10.777	1:00.096	204	47.477	220	23.204	170	220	23	2:13.888	1:00.419	204	49.057	207	24.412	171	207
11	2:10.847	1:00.270	204	47.420	220	23.157	170	220	24	2:11.421	1:00.226	205	47.806	219	23.389	170	219
12	2:10.697	1:00.006	204	47.492	220	23.199	170	220	25	2:12.260	1:00.431	205	47.939	208	23.890	170	208
13	2:10.963	59.960	204	47.706	218	23.297	169	218									

DTM Nürburgring GP

Nürburgring GP, length 5148 m

11. - 13.09.2020

Porsche Carrera Cup Benelux



PORSCHE

CARRERA CUP
BENELUX

SPRINT CHALLENGE
BENELUX

DMSB-Reg.No.: R-11392/20

Lap Analysis race 3, 13.09.2020

71 Alexander Goddijn , GT4 GT4 / NLD

theoretical besttime: 2:11.021

Lap	Time	S1	V1	S2	V2	S3	V3	Vmax	Lap	Time	S1	V1	S2	V2	S3	V3	Vmax
1	2:18.278	1:05.926	201	48.619	217	23.733	170	217	14	2:12.737	1:00.851	203	47.999	217	23.887	168	217
2	2:13.071	1:01.430	203	47.984	217	23.657	170	217	15	2:16.969	1:00.708	204	48.145	217	0.000		217
3	2:12.544	1:00.955	203	47.691	216	23.898	169	216	16	4:09.229	2:56.726	204	47.792	218	24.711	169	218
4	2:12.253	1:01.232	203	47.410	218	23.611	168	218	17	2:12.708	1:00.693	204	47.624	219	24.391	168	219
5	2:13.424	1:01.885	201	47.824	219	23.715	170	219	18	2:13.430	1:00.916	204	48.132	218	24.382	168	218
6	2:11.741	1:00.522	202	47.754	218	23.465	169	218	19	2:11.989	1:00.604	204	47.701	218	23.684	169	218
7	2:11.810	1:00.731	194	47.573	218	23.506	168	218	20	2:11.203	1:00.195	204	47.583	219	23.421	170	219
8	2:11.462	1:00.532	203	47.401	218	23.529	170	218	21	2:13.348	1:00.981	201	48.705	219	23.662	169	219
9	2:11.659	1:00.419	204	47.677	219	23.563	169	219	22	2:12.173	1:00.528	204	47.817	218	23.828	168	218
10	2:11.659	1:00.553	203	47.596	219	23.510	169	219	23	2:12.219	1:00.650	204	48.025	215	23.544	170	215
11	2:11.568	1:00.624	203	47.444	218	23.500	168	218	24	2:12.429	1:00.789	204	47.894	217	23.746	169	217
12	2:12.134	1:00.732	203	47.732	219	23.670	170	219	25	2:12.150	1:00.673	203	47.868	218	23.609	169	218
13	2:16.630	1:01.281	204	51.404	217	23.945	168	217									

72 Steven van Rhee , GT4 GT4 / NLD

theoretical besttime: 2:10.881

Lap	Time	S1	V1	S2	V2	S3	V3	Vmax	Lap	Time	S1	V1	S2	V2	S3	V3	Vmax
1	2:17.888	1:05.520	200	48.503	214	23.865	167	214	14	2:11.340	1:00.413	202	47.449	217	23.478	168	217
2	2:12.938	1:01.352	202	47.899	216	23.687	168	216	15	2:15.724	1:00.611	202	47.606	216	0.000		216
3	2:13.249	1:01.805	203	47.764	216	23.680	168	216	16	4:06.758	2:55.416	201	47.828	217	23.514	168	217
4	2:12.512	1:01.639	202	47.432	217	23.441	168	217	17	2:11.708	1:00.575	203	47.597	216	23.536	169	216
5	2:11.759	1:00.825	200	47.547	216	23.387	168	216	18	2:12.292	1:00.706	202	48.011	216	23.575	169	216
6	2:11.429	1:00.571	201	47.374	216	23.484	168	216	19	2:12.160	1:00.507	204	48.126	217	23.527	168	217
7	2:10.968	1:00.124	203	47.412	216	23.432	168	216	20	2:12.371	1:01.185	203	47.599	217	23.587	169	217
8	2:11.293	1:00.401	201	47.426	216	23.466	168	216	21	2:13.180	1:01.812	203	47.758	216	23.610	168	216
9	2:11.163	1:00.307	201	47.380	217	23.476	168	217	22	2:12.250	1:00.772	203	47.793	216	23.685	168	216
10	2:11.440	1:00.379	201	47.370	217	23.691	168	217	23	2:14.246	1:00.921	188	48.053	217	25.272	169	217
11	2:11.366	1:00.347	201	47.429	216	23.590	168	216	24	2:12.261	1:00.859	203	47.901	216	23.501	169	216
12	2:11.498	1:00.366	201	47.586	216	23.546	168	216	25	2:12.359	1:00.827	184	47.813	216	23.719	168	216
13	2:11.624	1:00.501	202	47.429	216	23.694	168	216									

140 Huub van Eijndhoven , GT3 Cup PRO AM / NLD

theoretical besttime: 2:04.053

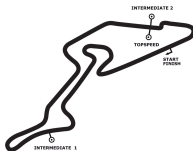
Lap	Time	S1	V1	S2	V2	S3	V3	Vmax	Lap	Time	S1	V1	S2	V2	S3	V3	Vmax
1	2:08.730	1:00.159	212	45.901	236	22.670	186	236	14	3:58.285	2:50.870	219	45.052	238	22.363	187	238
2	2:05.598	57.823	220	45.312	236	22.463	186	236	15	2:04.483	57.411	220	44.834	240	22.238	187	240
3	2:05.511	57.582	218	45.410	237	22.519	186	237	16	2:05.027	57.450	216	45.056	240	22.521	188	240
4	2:04.871	57.589	219	44.867	237	22.415	187	237	17	2:05.795	57.705	220	45.026	241	23.064	187	241
5	2:04.617	57.343	220	44.977	238	22.297	187	238	18	2:04.871	57.387	221	44.924	241	22.560	188	241
6	2:04.578	57.458	219	44.900	238	22.220	187	238	19	2:06.224	57.680	217	46.136	237	22.408	187	237
7	2:04.294	57.270	220	44.855	238	22.169	187	238	20	2:04.982	57.648	218	45.190	237	22.144	187	237
8	2:04.166	57.075	219	44.861	238	22.230	188	238	21	2:04.559	57.340	219	44.983	238	22.236	187	238
9	2:04.580	57.340	220	44.883	238	22.357	187	238	22	2:04.844	57.414	216	45.154	238	22.276	187	238
10	2:04.515	57.122	219	44.913	241	22.480	188	241	23	2:05.170	57.633	219	45.253	238	22.284	187	238
11	2:04.613	57.304	217	45.021	240	22.288	188	240	24	2:05.268	57.634	219	45.316	238	22.318	187	238
12	2:04.752	57.503	219	44.918	240	22.331	187	240	25	2:05.809	57.779	218	45.406	238	22.624	187	238
13	2:11.597	57.536	218	44.959	239	0.000		239	26	2:06.655	58.145	216	45.582	237	22.928	152	237

DTM Nürburgring GP

Nürburgring GP, length 5148 m

11. - 13.09.2020

Porsche Carrera Cup Benelux



PORSCHE

CARRERA CUP
BENELUX

SPRINT CHALLENGE
BENELUX

Lap Analysis race 3, 13.09.2020

DMSB-Reg.No.: R-11392/20

700 Sven van Laere , GT4 GT4 / BEL									theoretical besttime: 2:10.181								
Lap	Time	S1	V1	S2	V2	S3	V3	Vmax	Lap	Time	S1	V1	S2	V2	S3	V3	Vmax
1	2:19.963	1:06.216	196	49.531	217	24.216	168	217	14	2:13.001	1:00.094	203	49.306	221	23.601	168	221
2	2:14.881	1:01.985	203	48.632	217	24.264	168	217	15	2:10.610	1:00.167	204	47.054	221	23.389	170	221
3	2:14.894	1:01.865	203	48.898	217	24.131	168	217	16	2:10.671	1:00.053	204	47.344	220	23.274	170	220
4	2:16.457	1:02.668	201	49.531	216	24.258	166	216	17	2:11.179	1:00.040	197	47.621	220	23.518	170	220
5	2:15.338	1:02.120	200	48.951	217	24.267	167	217	18	2:11.612	1:00.078	203	47.629	220	23.905	169	220
6	2:15.207	1:01.715	201	49.260	216	24.232	168	216	19	2:10.493	59.994	205	47.098	221	23.401	170	221
7	2:14.832	1:01.682	202	48.902	216	24.248	168	216	20	2:10.539	59.853	204	47.343	221	23.343	170	221
8	2:14.894	1:01.398	201	49.113	216	24.383	168	216	21	2:11.213	1:00.243	204	47.423	219	23.547	168	219
9	2:14.635	1:01.810	201	48.837	218	23.988	168	218	22	2:10.952	1:00.349	204	47.208	220	23.395	170	220
10	2:14.976	1:01.890	202	48.779	218	24.307	166	218	23	2:11.396	1:00.571	204	47.448	220	23.377	171	220
11	2:15.076	1:02.101	201	48.915	218	24.060	167	218	24	2:12.059	1:00.348	203	48.230	219	23.481	170	219
12	2:22.699	1:02.071	201	49.298	207	0.000		207	25	2:11.207	1:00.408	203	47.289	220	23.510	167	220
13	4:05.749	2:54.670	204	47.504	219	23.575	169	219									

919 Michael Cool , GT3 Cup PRO AM / BEL									theoretical besttime: 2:04.188								
Lap	Time	S1	V1	S2	V2	S3	V3	Vmax	Lap	Time	S1	V1	S2	V2	S3	V3	Vmax
1	2:11.988	1:02.668	206	46.561	237	22.759	185	237	14	2:10.928	57.701	219	46.362	240	0.000		240
2	2:05.630	57.884	220	45.297	238	22.449	187	238	15	4:05.264	2:57.211	220	45.598	241	22.455	188	241
3	2:05.659	57.721	219	45.396	238	22.542	187	238	16	2:05.426	57.842	220	45.211	241	22.373	188	241
4	2:04.688	57.511	220	44.978	238	22.199	188	238	17	2:05.807	58.088	220	45.154	241	22.565	187	241
5	2:04.465	57.213	221	44.933	240	22.319	188	240	18	2:05.540	57.935	221	45.179	240	22.426	188	240
6	2:04.555	57.429	221	44.781	241	22.345	188	241	19	2:23.036	57.631	225	1:02.708	240	22.697	188	240
7	2:04.679	57.467	221	45.018	240	22.194	188	240	20	2:05.538	58.079	222	44.987	241	22.472	188	241
8	2:04.763	57.374	221	44.918	241	22.471	186	241	21	2:05.313	57.823	220	45.135	241	22.355	189	241
9	2:05.281	57.608	222	45.045	241	22.628	188	241	22	2:06.903	57.978	216	46.022	240	22.903	188	240
10	2:06.132	58.563	219	44.996	242	22.573	187	242	23	2:05.750	57.922	219	45.407	240	22.421	189	240
11	2:05.215	57.736	218	45.175	242	22.304	187	242	24	2:06.960	57.945	220	45.149	240	23.866	184	240
12	2:05.439	57.954	218	45.076	241	22.409	189	241	25	2:05.875	58.378	219	45.141	240	22.356	188	240
13	2:05.279	57.704	220	45.106	241	22.469	188	241	26	2:06.801	58.425	218	45.690	240	22.686	189	240

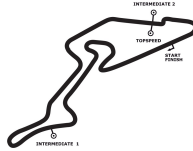
DTM Nürburgring GP

Nürburgring GP, length 5148 m

11. - 13.09.2020

Porsche Carrera Cup Benelux

Best Sector Times race 3



PORSCHE

**CARRERA CUP
BENELUX**

**SPRINT CHALLENGE
BENELUX**

DMSB -Reg.No.: R-11392/20

Pos.	sector 1			sector 2			sector 3			theoretical and best lap time				
	No	Driver	Time	No	Driver	Time	No	Driver	Time	No	Driver	theoretical	Best	Pos
1	140	van Eijndhoven H.	57.075	6	Rivas C.	44.773	6	Rivas C.	22.124	6	Rivas C.	2:04.051	2:04.194	
2	6	Rivas C.	57.154	919	Cool M.	44.781	140	van Eijndhoven H.	22.144	140	van Eijndhoven H.	2:04.053	2:04.166	
3	919	Cool M.	57.213	140	van Eijndhoven H.	44.834	63	Vandierendonck N.	22.156	919	Cool M.	2:04.188	2:04.465	
4	63	Vandierendonck N.	57.275	11	Jilesen T.	44.849	919	Cool M.	22.194	63	Vandierendonck N.	2:04.456	2:04.570	
5	9	Verhoeven-Verhoeve	57.289	9	Verhoeven-Verhoeve	44.988	11	Jilesen T.	22.222	11	Jilesen T.	2:04.489	2:04.720	
6	11	Jilesen T.	57.418	63	Vandierendonck N.	45.025	9	Verhoeven-Verhoeve	22.225	9	Verhoeven-Verhoeve	2:04.502	2:04.808	
7	5	Barenbrug B.	58.007	5	Barenbrug B.	45.238	5	Barenbrug B.	22.586	5	Barenbrug B.	2:05.831	2:05.957	
8	69	Vermeulen T.	59.610	700	van Laere-Redant	47.054	69	Vermeulen T.	23.157	69	Vermeulen T.	2:10.053	2:10.329	
9	700	van Laere-Redant	59.853	69	Vermeulen T.	47.286	700	van Laere-Redant	23.274	700	van Laere-Redant	2:10.181	2:10.493	
10	72	van Rhee S.	1:00.124	72	van Rhee S.	47.370	72	van Rhee S.	23.387	72	van Rhee S.	2:10.881	2:10.968	
11	71	Goddijn A.	1:00.199	71	Goddijn A.	47.401	71	Goddijn A.	23.421	71	Goddijn A.	2:11.021	2:11.203	

Lapchart: Porsche Carrera Cup Benelux race 3

POS	1	2	3	4	5	6	7	8	9	10	11
LAP 1	6	140	11	63	919	9	5	69	72	71	700
LAP 2	6	140	11	63	919	9	5	69	72	71	700
LAP 3	6	140	11	63	919	9	5	69	71	72	700
LAP 4	6	140	11	63	919	9	5	69	71	72	700
LAP 5	6	140	11	63	919	9	5	69	72	71	700
LAP 6	6	140	11	63	919	9	5	69	72	71	700
LAP 7	6	140	11	63	919	9	5	69	72	71	700
LAP 8	6	140	11	63	919	9	5	69	72	71	700
LAP 9	6	140	11	63	919	9	5	69	72	71	700
LAP 10	6	140	11	63	919	9	5	69	72	71	700
LAP 11	6	140	11	63	919	9	5	69	72	71	700
LAP 12	6	140	11	63	919	5	9.	69	72	71	700.
LAP 13	6.	11	140.	919	63.	5	69	72	71	9	700
LAP 14	11.	919.	5	69.	72	71	6	140	63	9	700
LAP 15	5.	72.	6	140	71.	11	63	919	9	69	700
LAP 16	6	140	11	63	919	9	5	69	72	71	700
LAP 17	6	140	11	63	919	9	5	69	72	71	700
LAP 18	6	140	11	63	919	9	5	69	72	71	700
LAP 19	140	6	11	63	9	919	5	69	72	71	700
LAP 20	140	6	11	63	9	919	5	69	72	71	700
LAP 21	140	6	11	63	9	919	5	69	72	71	700
LAP 22	140	6	11	63	9	919	5	69	72	71	700
LAP 23	140	6	11	63	9	919	5	69	72	71	700
LAP 24	140	6	11	63	9	919	5	69	72	71	700
LAP 25	140	6	11	63	9	919	5	69	72	71	700
LAP 26	140	6	11	63	9	919	5				

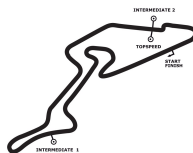
DTM Nürburgring GP

Nürburgring GP, length 5148 m

11. - 13.09.2020

Porsche Carrera Cup Benelux

Topspeed race 3, 13.09.2020



PORSCHE

**CARRERA CUP
BENELUX**

**SPRINT CHALLENGE
BENELUX**

DMSB-Reg.No.: R-11392/20

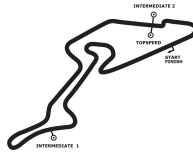
Car No.	Driver	Make	Speed km/h
919	Michael Cool	GT3 Cup	242
140	Huub van Eijndhoven	GT3 Cup	241
6	Carlos Rivas	GT3 Cup	241
63	Nicolas Vandierendonck	GT3 Cup	241
5	Bas Barenbrug	GT3 Cup	240
11	Tijn Jilesen	GT3 Cup	239
9	Jean-Pierre Verhoeven	GT3 Cup	239
700	Sven van Laere	GT4	221
69	Thierry Vermeulen	GT4	220
71	Alexander Goddijn	GT4	219
72	Steven van Rhee	GT4	217

DTM Nürburgring GP

Nürburgring GP, length 5148 m

11. - 13.09.2020

Porsche Carrera Cup Benelux



PORSCHE

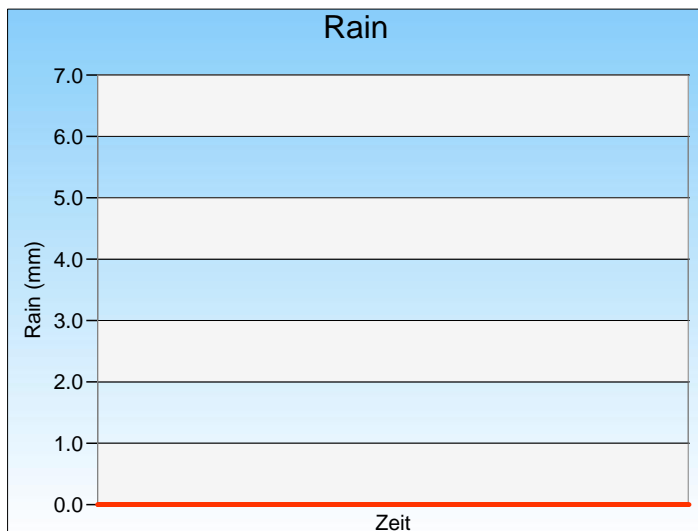
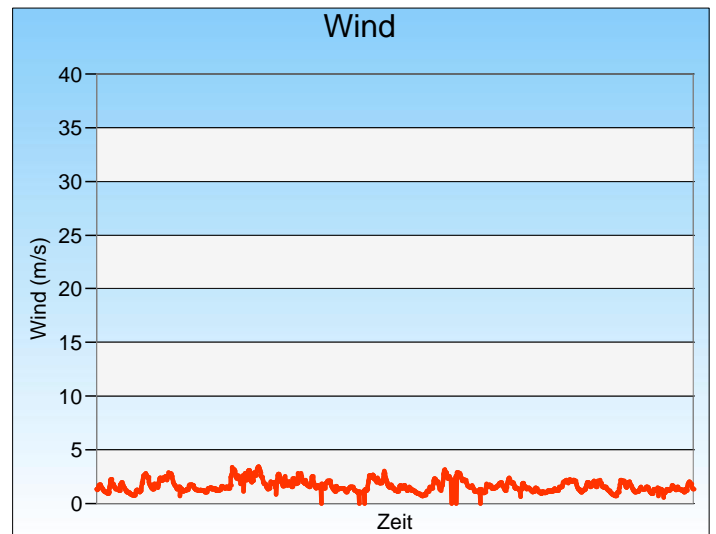
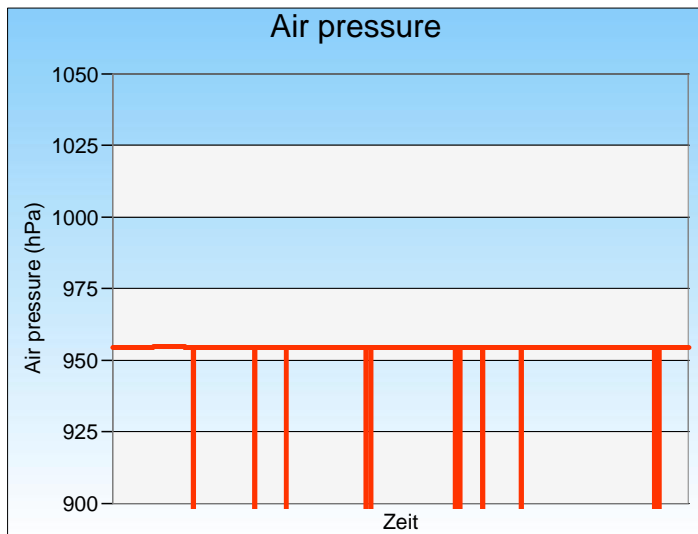
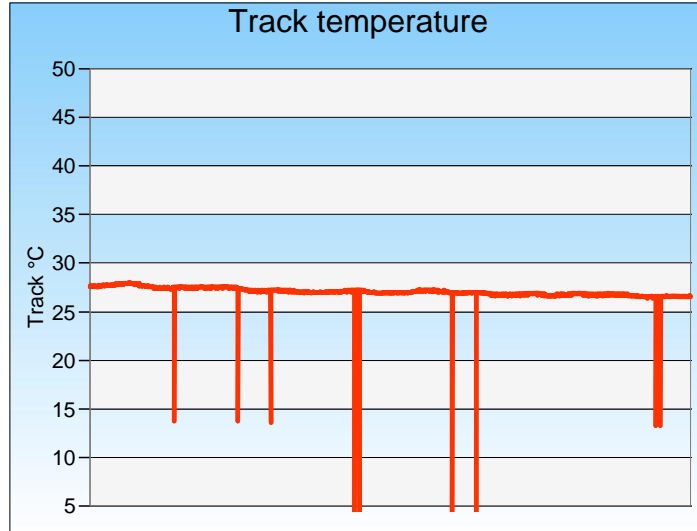
CARRERA CUP
BENELUX

SPRINT CHALLENGE
BENELUX


Weather race 3

DMSB -Reg.No.: R-11392/20

13.09.2020, 16:55:00 - 17:50:00



Weather:



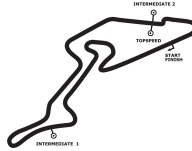
DTM Nürburgring GP

Nürburgring GP, length 5148 m

11. - 13.09.2020

Porsche Carrera Cup Benelux

Starting grid race 3



PORSCHE

CARRERA CUP
BENELUX

SPRINT CHALLENGE
BENELUX

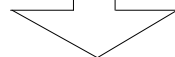
DMSB Reg.No.: R-11392/20

700	van Laere, Sven	2:11.212
	GT4	
72	van Rhee, Steven	2:09.522
	GT4	
5	Barenbrug, Bas	2:05.922
	GT3 Cup	
9	Verhoeven, Jean-Pierre	2:03.860
	GT3 Cup	
140	van Eijndhoven, Huub	2:03.068
	GT3 Cup	
6	Rivas, Carlos	2:02.677
	GT3 Cup	

Pole Position

6
5
4
3
2
1

71	Goddijn, Alexander	2:09.826
	GT4	
69	Vermeulen, Thierry	2:09.154
	GT4	
919	Cool, Michael	2:04.520
	GT3 Cup	
63	Vandierendonck, Nicolas	2:03.542
	GT3 Cup	
11	Jilesen, Tijn	2:03.017
	GT3 Cup	



Subject to final scrutineering !

Marc Boonman

Ulrich Bell

Jürgen Juschkat