

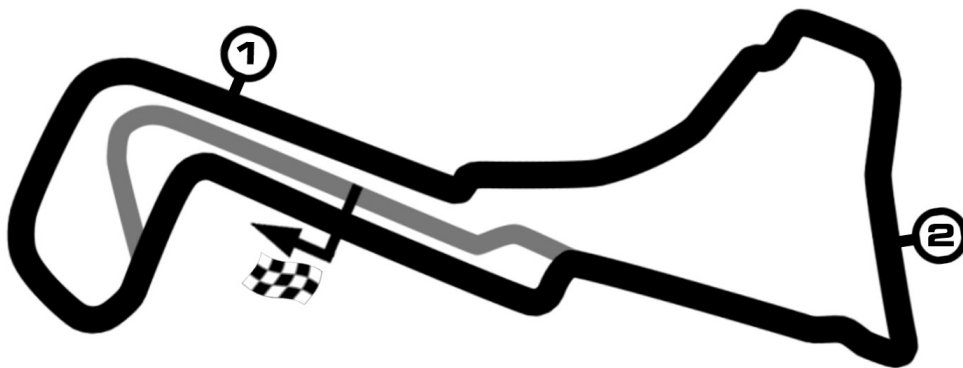
PORSCHE

**CARRERA CUP
BENELUX**

**SPRINT CHALLENGE
BENELUX**

DTM Zolder 1

race 2



Circuit Zolder 4000 m

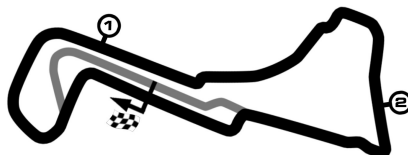
09. - 11.10.2020

DTM Zolder 1

Circuit Zolder, length 4000 m

09. - 11.10.2020

Porsche Carrera Cup Benelux



PORSCHE

CARRERA CUP
BENELUX

SPRINT CHALLENGE
BENELUX

Result race 2, 11.10.2020

-Reg.No.: C-Z-DTM-015

started : 15

classified : 14

not classified : 1

Pos	No.	Cl.	R	Entrant Driver, Place	Car Sponsor	Lap	Time total	Interval GAP	Avg. Total	fastest Avg.	at Lap
1	4	PRO		Bas Koeten Racing (NLD) / 34220 Loek Hartog / NLD / 40970	GT3 Cup	18	31:32.786		136.941	1:33.108 154.659	18
2	14	PRO		Team GP Elite (NLD) / 359 Morris Schuring / NLD / 43838	GT3 Cup	18	31:33.991	1.205 1.205	136.854	1:33.008 154.825	18
3	140	PAM		Huub van Eijndhoven (NLD) / 318 Huub van Eijndhoven / NLD / 31818	GT3 Cup	18	31:34.734	1.948 0.743	136.800	1:33.008 154.825	17
4	17	AM		Gilles Smits (BEL) / 184496 Gilles Smits / BEL / 184496	GT3 Cup	18	31:38.575	5.789 3.841	136.523	1:33.774 153.561	18
5	63	PAM		EMG Motorsport (BEL) / 20982 Nicolas Vandierendonck / BEL / 907305	GT3 Cup	18	31:57.280	24.494 18.705	135.192	1:38.537 146.138	16
6	919	PAM		Michael Cool (BEL) / 902353 Michael Cool / BEL / 902353	GT3 Cup	18	31:58.114	25.328 0.834	135.133	1:38.596 146.051	16
7	71	GT4		Team GP Elite (NLD) / 359 Alexander Goddijn / NLD / 46378	GT4	18	32:05.904	33.118 7.790	134.586	1:38.699 145.898	18
8	700	GT4		Sven van Laere (BEL) / 700701 Yannick Redant / BEL / 913274	GT4	18	32:09.663	36.877 3.759	134.324	1:38.063 146.844	17
9	69	GT4		Team GP Elite (NLD) / 359 Thierry Vermeulen / NLD / 49530	GT4	18	32:09.993	37.207 0.330	134.301	1:38.244 146.574	16
10	5	PAM		Bas Koeten Racing (NLD) / 34220 Bas Barenbrug / NLD / 9291	GT3 Cup	18	32:10.968	38.182 0.975	134.233	1:41.044 142.512	17
11	917	AM		Stijn Lowette (BEL) / 914796 Stijn Lowette / BEL / 914796	GT3 Cup	18	32:11.234	38.448 0.266	134.215	1:40.614 143.121	17
12	9	AM		Jean Pierre Verhoeven (NLD) / 43082 Jean-Pierre Verhoeven / NLD / 14333	GT3 Cup	18	32:26.968	54.182 15.734	133.130	1:35.693 150.481	18
13	25	GT4		Team GP Elite (NLD) / 359 Harold Goddijn / NLD / 44332	GT4	17	32:16.564	1 Runde 1 Runde	126.409	1:41.506 141.864	16
14	126	AM		Jos Jansen (BEL) / 907022 Jos Jansen / BEL / 907022	GT3 Cup	15	27:50.297	3 Runden 2 Runden	129.318	1:38.480 146.223	7
NOT CLASSIFIED											
72	GT4			Team GP Elite (NLD) / 359 Steven van Rhee / NLD / 46387	GT4	10	22:55.199	8 Runden	104.712	1:40.250 143.641	9

fastest lap: 140 van Eijndhoven Huub 1:33.008 =154.825 km/h

Subject to final scrutineering !

Issued:

Clerk of the Course:

Timekeeper:

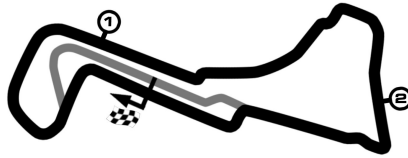
DTM Zolder 1

Circuit Zolder, length 4000 m

09. - 11.10.2020

Porsche Carrera Cup Benelux

Result race 2, 11.10.2020



PORSCHE

**CARRERA CUP
BENELUX**

**SPRINT CHALLENGE
BENELUX**

-Reg.No.: C-Z-DTM-015

Pos.	No.	Cl.	Entrant Driver	Car	Lap	Time	Gap Intervall	Speed Total	Fast Lap. Speed
------	-----	-----	-------------------	-----	-----	------	------------------	----------------	--------------------

AM

Started: 4 **Classified: 4** **not Classified: 0**

1	17	AM	Gilles Smits (BEL) / 184496 Gilles Smits / BEL / 184496	GT3 Cup	18	31:38.575		136.523	1:33.774 18 153.561
2	917	AM	Stijn Lowette (BEL) / 914796 Stijn Lowette / BEL / 914796	GT3 Cup	18	32:11.234	32.659 +32.659	134.215	1:40.614 17 143.121
3	9	AM	Jean Pierre Verhoeven (NLD) / 43082 Jean-Pierre Verhoeven / NLD / 14333	GT3 Cup	18	32:26.968	48.393 +15.734	133.130	1:35.693 18 150.481
4	126	AM	Jos Jansen (BEL) / 907022 Jos Jansen / BEL / 907022	GT3 Cup	15	27:50.297	3 Rd. 3 Rd.	129.318	1:38.480 7 146.223

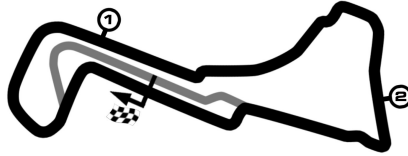
DTM Zolder 1

Circuit Zolder, length 4000 m

09. - 11.10.2020

Porsche Carrera Cup Benelux

Result race 2, 11.10.2020



PORSCHE

CARRERA CUP
BENELUX

SPRINT CHALLENGE
BENELUX

-Reg.No.: C-Z-DTM-015

Pos.	No.	Cl.	Entrant Driver	Car	Lap	Time	Gap Intervall	Speed Total	Fast Lap. Speed
------	-----	-----	-------------------	-----	-----	------	------------------	----------------	--------------------

GT4

Started: 5 **Classified: 4** **not Classified: 1**

1	71	GT4	Team GP Elite (NLD) / 359 Alexander Goddijn / NLD / 46378	GT4	18	32:05.904		134.586	1:38.699 18 145.898
2	700	GT4	Sven van Laere (BEL) / 700701 Yannick Redant / BEL / 913274	GT4	18	32:09.663	3.759 +3.759	134.324	1:38.063 17 146.844
3	69	GT4	Team GP Elite (NLD) / 359 Thierry Vermeulen / NLD / 49530	GT4	18	32:09.993	4.089 +0.330	134.301	1:38.244 16 146.574
4	25	GT4	Team GP Elite (NLD) / 359 Harold Goddijn / NLD / 44332	GT4	17	32:16.564	1 Rd. 1 Rd.	126.409	1:41.506 16 141.864

NOT CLASSIFIED

72	GT4	Team GP Elite (NLD) / 359 Steven van Rhee / NLD / 46387	GT4	10	22:55.199	8 Rd. 7 Rd.	104.712	1:40.250 9 143.641
----	-----	--	-----	----	-----------	----------------	---------	-----------------------

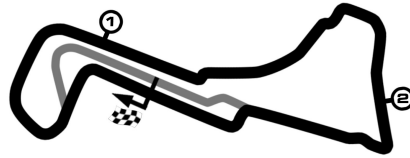
DTM Zolder 1

Circuit Zolder, length 4000 m

09. - 11.10.2020

Porsche Carrera Cup Benelux

Result race 2, 11.10.2020



PORSCHE

CARRERA CUP
BENELUX

SPRINT CHALLENGE
BENELUX

-Reg.No.: C-Z-DTM-015

Pos.	No.	Cl.	Entrant Driver	Car	Lap	Time	Gap Intervall	Speed Total	Fast Lap. Speed
------	-----	-----	-------------------	-----	-----	------	------------------	----------------	--------------------

PRO

Started: 2 **Classified: 2** **not Classified: 0**

1	4	PRC	Bas Koeten Racing (NLD) / 34220 Loek Hartog / NLD / 40970	GT3 Cup	18	31:32.786		136.941	1:33.108 18 154.659
2	14	PRC	Team GP Elite (NLD) / 359 Morris Schuring / NLD / 43838	GT3 Cup	18	31:33.991	1.205 +1.205	136.854	1:33.008 18 154.825

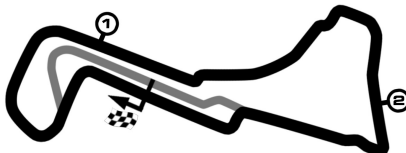
DTM Zolder 1

Circuit Zolder, length 4000 m

09. - 11.10.2020

Porsche Carrera Cup Benelux

Result race 2, 11.10.2020



PORSCHE

CARRERA CUP
BENELUX

SPRINT CHALLENGE
BENELUX

-Reg.No.: C-Z-DTM-015

Pos.	No.	Cl.	Entrant Driver	Car	Lap	Time	Gap Intervall	Speed Total	Fast Lap. Speed
------	-----	-----	-------------------	-----	-----	------	------------------	----------------	--------------------

PRO AM

Started: 4 **Classified: 4** **not Classified: 0**

1	140	PAN	Huub van Eijndhoven (NLD) / 31818 Huub van Eijndhoven / NLD / 31818	GT3 Cup	18	31:34.734		136.800	1:33.008 17 154.825
2	63	PAN	EMG Motorsport (BEL) / 20982 Nicolas Vandierendonck / BEL / 907305	GT3 Cup	18	31:57.280	22.546 +22.546	135.192	1:38.537 16 146.138
3	919	PAN	Michael Cool (BEL) / 902353 Michael Cool / BEL / 902353	GT3 Cup	18	31:58.114	23.380 +0.834	135.133	1:38.596 16 146.051
4	5	PAN	Bas Koeten Racing (NLD) / 34220 Bas Barenbrug / NLD / 9291	GT3 Cup	18	32:10.968	36.234 +12.854	134.233	1:41.044 17 142.512

Fastest Lap: 140 van Eijndhoven Huub 1:33.008 = 154.825 km/h

Subject to final scrutineering !

Issued:

Clerk of the Course:

Timekeeper:

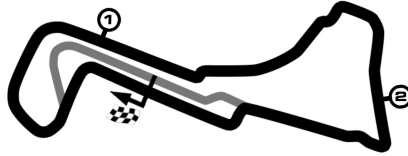
DTM Zolder 1

Circuit Zolder, length 4000 m

09. - 11.10.2020

Porsche Carrera Cup Benelux

Lap by Lap race 2, 11.10.2020



PORSCHE

CARRERA CUP
BENELUX

SPRINT CHALLENGE
BENELUX

-Reg.No.: C-Z-DTM-015

4 Loek Hartog , GT3 Cup PRO / NLD															
1	1:52.770	2	1:45.788	3	1:43.491	4	1:40.649	5	1:42.738	6	1:39.101	7	1:37.991	8	1:37.185
9	1:35.744	10	1:35.287	11	1:37.046	12	1:54.748	13	2:33.660	14	2:21.961	15	1:34.616	16	1:33.445
17	1:33.458	18	1:33.108												

5 Bas Barenbrug , GT3 Cup PRO AM / NLD															
1	1:53.441	2	1:46.903	3	1:43.489	4	1:42.994	5	1:42.753	6	1:42.668	7	1:42.831	8	1:43.171
9	1:41.969	10	1:42.517	11	1:44.165	12	2:06.100	13	2:04.850	14	2:06.533	15	1:41.964	16	1:41.269
17	1:41.044	18	1:42.307												

9 Jean-Pierre Verhoeven , GT3 Cup AM / NLD															
1	1:50.869	2	1:43.734	3	1:43.558	4	1:42.441	5	1:44.105	6	1:42.838	7	1:42.654	8	1:43.330
9	1:43.300	10	1:42.492	11	1:43.587	pit	2:00.503	13	3:14.028	14	1:43.314	15	1:37.329	16	1:36.903
17	1:36.290	18	1:35.693												

14 Morris Schuring , GT3 Cup PRO / NLD															
1	1:52.613	2	1:47.576	3	1:42.926	4	1:41.070	5	1:41.364	6	1:40.848	7	1:37.607	8	1:36.646
9	1:35.833	10	1:35.042	11	1:36.021	12	1:54.331	13	2:33.779	14	2:22.413	15	1:36.268	16	1:33.524
17	1:33.122	18	1:33.008												

17 Gilles Smits , GT3 Cup AM / BEL															
1	1:55.644	2	1:46.709	3	1:44.706	4	1:42.252	5	1:42.137	6	1:41.414	7	1:38.479	8	1:37.812
9	1:36.725	10	1:37.166	11	1:36.389	12	1:45.695	13	2:33.888	14	2:22.256	15	1:35.117	16	1:34.327
17	1:34.085	18	1:33.774												

25 Harold Goddijn , GT4 GT4 / NLD															
1	2:05.082	2	1:53.286	3	1:52.251	4	1:50.169	5	1:49.600	6	1:48.093	7	1:46.989	8	1:46.400
9	1:45.789	10	1:46.437	11	1:59.160	12	2:34.091	13	2:25.046	14	1:47.528	15	1:43.568	16	1:41.506
17	1:41.569														

63 Nicolas Vandierendonck , GT3 Cup PRO AM / BEL															
1	1:53.175	2	1:45.503	3	1:41.954	4	1:41.037	5	1:40.759	6	1:39.905	7	1:39.490	8	1:40.984
9	1:39.716	10	1:40.182	11	1:40.717	12	1:46.861	13	2:29.761	14	2:21.548	15	1:39.570	16	1:38.537
17	1:38.901	18	1:38.680												

69 Thierry Vermeulen , GT4 GT4 / NLD															
1	2:02.037	2	1:49.115	3	1:47.212	4	1:46.434	5	1:42.844	6	1:41.274	7	1:39.972	8	1:39.722
9	1:38.823	10	1:39.191	11	1:39.354	12	2:06.320	13	2:01.731	14	2:09.928	15	1:39.770	16	1:38.244
17	1:38.968	18	1:49.054												

71 Alexander Goddijn , GT4 GT4 / NLD															
1	2:02.463	2	1:52.434	3	1:47.148	4	1:47.788	5	1:44.844	6	1:43.167	7	1:42.569	8	1:41.264
9	1:41.480	10	1:40.773	11	1:42.849	12	1:47.737	13	2:04.694	14	2:06.827	15	1:41.564	16	1:40.671
17	1:38.933	18	1:38.699												

72 Steven van Rhee , GT4 GT4 / NLD															
1	1:59.894	2	1:48.646	3	1:45.559	4	1:43.424	5	1:43.159	6	1:41.609	7	1:40.343	8	1:41.056
9	1:40.250	pit	7:11.259												

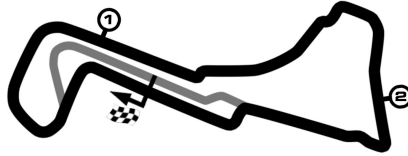
DTM Zolder 1

Circuit Zolder, length 4000 m

09. - 11.10.2020

Porsche Carrera Cup Benelux

Lap by Lap race 2, 11.10.2020



PORSCHE

CARRERA CUP
BENELUX

SPRINT CHALLENGE
BENELUX

-Reg.No.: C-Z-DTM-015

126 Jos Jansen , GT3 Cup AM / BEL															
1	2:02.840	2	1:49.261	3	1:46.361	4	1:44.043	5	1:42.603	6	1:40.209	7	1:38.480	8	1:38.651
9	1:38.899	10	1:40.803	11	1:39.932	12	1:40.907	13	2:18.890	14	2:20.714	pit	2:27.704		

140 Huub van Eijndhoven , GT3 Cup PRO AM / NLD															
1	1:56.821	2	1:46.285	3	1:45.793	4	1:40.494	5	1:40.816	6	1:39.138	7	1:39.188	8	1:37.892
9	1:36.442	10	1:36.501	11	1:35.626	12	1:49.017	13	2:33.727	14	2:22.191	15	1:34.794	16	1:33.890
17	1:33.008	18	1:33.111												

700 Yannick Redant , GT4 GT4 / BEL															
1	1:59.229	2	1:48.050	3	1:46.132	4	1:43.190	5	1:42.198	6	1:41.496	7	1:40.627	8	1:40.732
9	1:39.667	10	1:41.993	11	1:39.982	12	2:08.158	13	2:01.841	14	2:10.211	15	1:39.683	16	1:39.878
17	1:38.063	18	1:48.533												

917 Stijn Lowette , GT3 Cup AM / BEL															
1	1:57.038	2	1:46.150	3	1:45.920	4	1:42.934	5	1:42.546	6	1:42.236	7	1:42.314	8	1:43.076
9	1:43.617	10	1:43.803	11	1:44.169	12	2:00.037	13	2:04.554	14	2:06.549	15	1:41.576	16	1:42.200
17	1:40.614	18	1:41.901												

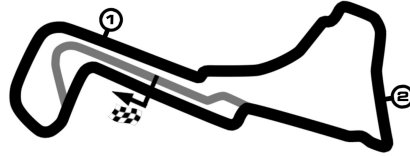
919 Michael Cool , GT3 Cup PRO AM / BEL															
1	1:53.494	2	1:45.314	3	1:43.680	4	1:42.177	5	1:41.487	6	1:41.689	7	1:40.211	8	1:40.706
9	1:41.667	10	1:39.882	11	1:40.958	12	1:50.805	13	2:19.191	14	2:20.600	15	1:40.036	16	1:38.596
17	1:38.869	18	1:38.752												

DTM Zolder 1

Circuit Zolder, length 4000 m

09. - 11.10.2020

Porsche Carrera Cup Benelux



PORSCHE

CARRERA CUP
BENELUX

SPRINT CHALLENGE
BENELUX

Lap Analysis race 2, 11.10.2020

-Reg.No.: C-Z-DTM-015

4 Loek Hartog , GT3 Cup PRO / NLD									theoretical besttime: 1:33.037								
Lap	Time	S1	V1	S2	V2	S3	V3	Vmax	Lap	Time	S1	V1	S2	V2	S3	V3	Vmax
1	1:52.770	39.210	183	39.933	185	33.627	197	185	10	1:35.287	30.729	197	34.773	204	29.785	201	204
2	1:45.788	34.208	187	39.063	191	32.517	197	191	11	1:37.046	30.465	196	34.589	202	31.992	203	202
3	1:43.491	33.760	191	38.221	195	31.510	198	195	12	1:54.748	30.580	197	43.030	151	41.138	111	151
4	1:40.649	32.439	192	37.190	196	31.020	198	196	13	2:33.660	48.591	121	58.089	111	46.980	99	111
5	1:42.738	32.094	194	38.209	196	32.435	201	196	14	2:21.961	47.504	95	53.080	103	41.377	203	103
6	1:39.101	32.310	189	36.341	200	30.450	201	200	15	1:34.616	30.538	196	34.663	205	29.415	201	205
7	1:37.991	31.322	194	36.203	199	30.466	200	199	16	1:33.445	29.965	194	34.014	205	29.466	202	205
8	1:37.185	31.540	193	35.593	201	30.052	201	201	17	1:33.458	30.150	196	33.960	206	29.348	201	206
9	1:35.744	30.752	194	35.130	203	29.862	201	203	18	1:33.108	30.036	196	33.887	206	29.185	203	206

5 Bas Barenbrug , GT3 Cup PRO AM / NLD									theoretical besttime: 1:40.923								
Lap	Time	S1	V1	S2	V2	S3	V3	Vmax	Lap	Time	S1	V1	S2	V2	S3	V3	Vmax
1	1:53.441	40.815	184	39.621	189	33.005	197	189	10	1:42.517	33.289	184	37.564	194	31.664	200	194
2	1:46.903	35.305	184	39.065	185	32.533	198	185	11	1:44.165	33.985	177	37.869	194	32.311	198	194
3	1:43.489	34.247	185	38.011	193	31.231	197	193	12	2:06.100	37.844	163	46.822	147	41.434	117	147
4	1:42.994	33.543	181	38.214	192	31.237	197	192	13	2:04.850	43.035	157	45.048	160	36.767	166	160
5	1:42.753	33.199	186	37.921	194	31.633	197	194	14	2:06.533	36.973	155	47.675	95	41.885	200	95
6	1:42.668	33.499	186	37.873	192	31.296	197	192	15	1:41.964	33.758	187	37.186	196	31.020	194	196
7	1:42.831	33.521	186	38.039	193	31.271	198	193	16	1:41.269	33.094	186	37.095	196	31.080	196	196
8	1:43.171	33.449	183	38.487	188	31.235	198	188	17	1:41.044	33.061	183	37.149	196	30.834	198	196
9	1:41.969	33.203	183	37.637	193	31.129	197	193	18	1:42.307	32.994	185	37.128	196	32.185	198	196

9 Jean-Pierre Verhoeven , GT3 Cup AM / NLD									theoretical besttime: 1:35.662								
Lap	Time	S1	V1	S2	V2	S3	V3	Vmax	Lap	Time	S1	V1	S2	V2	S3	V3	Vmax
1	1:50.869	40.101	182	39.554	190	31.214	197	190	10	1:42.492	33.107	184	37.956	191	31.429	197	191
2	1:43.734	33.069	183	39.269	186	31.396	198	186	11	1:43.587	33.444	184	38.041	186	32.102	178	186
3	1:43.558	33.800	182	38.487	190	31.271	198	190	12	2:00.503	35.770	175	38.522	188	0.000		188
4	1:42.441	33.500	182	37.807	191	31.134	197	191	13	3:14.028	1:59.879	171	40.494	175	33.655	179	175
5	1:44.105	32.972	185	39.649	194	31.484	196	194	14	1:43.314	34.179	185	37.959	190	31.176	197	190
6	1:42.838	33.199	179	38.677	193	30.962	198	193	15	1:37.329	31.691	192	35.973	198	29.665	201	198
7	1:42.654	33.774	182	38.019	192	30.861	198	192	16	1:36.903	31.299	193	35.705	201	29.899	200	201
8	1:43.330	33.762	181	38.341	194	31.227	198	194	17	1:36.290	30.727	192	35.678	200	29.885	201	200
9	1:43.300	33.120	185	38.762	194	31.418	197	194	18	1:35.693	30.659	193	35.338	203	29.696	197	203

14 Morris Schuring , GT3 Cup PRO / NLD									theoretical besttime: 1:33.000								
Lap	Time	S1	V1	S2	V2	S3	V3	Vmax	Lap	Time	S1	V1	S2	V2	S3	V3	Vmax
1	1:52.613	39.510	187	39.938	189	33.165	197	189	10	1:35.042	30.558	197	34.644	205	29.840	203	205
2	1:47.576	35.830	186	39.105	188	32.641	198	188	11	1:36.021	30.391	198	34.450	206	31.180	202	206
3	1:42.926	32.853	192	38.270	191	31.803	198	191	12	1:54.331	30.378	194	42.965	147	40.988	113	147
4	1:41.070	32.313	191	37.295	195	31.462	198	195	13	2:33.779	48.551	107	58.353	101	46.875	112	101
5	1:41.364	31.927	194	37.482	197	31.955	198	197	14	2:22.413	47.428	109	53.445	103	41.540	202	103
6	1:40.848	32.541	194	37.727	200	30.580	201	200	15	1:36.268	30.372	196	34.513	206	31.383	202	206
7	1:37.607	31.421	195	35.757	201	30.429	201	201	16	1:33.524	30.107	193	34.047	208	29.370	203	208
8	1:36.646	30.989	196	35.554	202	30.103	202	202	17	1:33.122	29.952	196	33.763	207	29.407	202	207
9	1:35.833	30.844	197	35.181	203	29.808	202	203	18	1:33.008	29.960	197	33.753	208	29.295	202	208

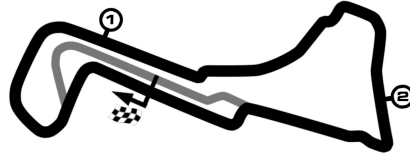
17 Gilles Smits , GT3 Cup AM / BEL									theoretical besttime: 1:33.642								
Lap	Time	S1	V1	S2	V2	S3	V3	Vmax	Lap	Time	S1	V1	S2	V2	S3	V3	Vmax
1	1:55.644	41.303	185	41.210	181	33.131	197	181	10	1:37.166	30.910	194	35.659	196	30.597	200	196
2	1:46.709	34.523	188	39.400	184	32.786	195	184	11	1:36.389	31.084	195	35.425	200	29.880	200	200
3	1:44.706	33.585	191	38.949	184	32.172	196	184	12	1:45.695	30.900	189	39.042	170	35.753	115	170
4	1:42.252	32.883	190	37.836	190	31.533	196	190	13	2:33.888	49.048	88	57.513	85	47.327	105	85
5	1:42.137	33.591	194	37.254	192	31.292	197	192	14	2:22.256	47.325	97	52.216	98	42.715	198	98
6	1:41.414	31.953	194	38.023	194	31.438	198	194	15	1:35.117	31.020	196	34.635	204	29.462	202	204
7	1:38.479	32.188	194	35.883	198	30.408	200	198	16	1:34.327	30.428	197	34.392	204	29.507	200	204
8	1:37.812	31.674	193	35.901	197	30.237	201	197	17	1:34.085	30.286	196	34.518	204	29.281	203	204
9	1:36.725	31.704	195	35.260	199	29.761	202	199	18	1:33.774	30.214	195	34.524	203	29.036	201	203

DTM Zolder 1

Circuit Zolder, length 4000 m

09. - 11.10.2020

Porsche Carrera Cup Benelux



PORSCHE

CARRERA CUP
BENELUX

SPRINT CHALLENGE
BENELUX

-Reg.No.: C-Z-DTM-015

Lap Analysis race 2, 11.10.2020

25 Harold Goddijn , GT4 GT4 / NLD									theoretical besttime: 1:41.041								
Lap	Time	S1	V1	S2	V2	S3	V3	Vmax	Lap	Time	S1	V1	S2	V2	S3	V3	Vmax
1	2:05.082	46.890	171	43.053	167	35.139	179	167	10	1:46.437	34.325	173	38.580	186	33.532	179	186
2	1:53.286	36.904	171	41.966	166	34.416	179	166	11	1:59.160	35.607	167	44.162	161	39.391	116	161
3	1:52.251	35.781	171	41.646	179	34.824	177	179	12	2:34.091	48.935	89	57.949	92	47.207	110	92
4	1:50.169	35.556	173	41.094	176	33.519	179	176	13	2:25.046	47.001	97	53.015	104	45.030	171	104
5	1:49.600	35.786	175	40.527	179	33.287	179	179	14	1:47.528	37.658	174	38.148	183	31.722	183	183
6	1:48.093	35.311	173	39.668	184	33.114	179	184	15	1:43.568	34.635	178	37.389	189	31.544	182	189
7	1:46.989	34.397	175	39.541	178	33.051	179	178	16	1:41.506	32.877	178	37.429	187	31.200	183	187
8	1:46.400	34.041	175	39.162	184	33.197	182	184	17	1:41.569	32.596	180	37.245	186	31.728	182	186
9	1:45.789	34.403	177	38.934	184	32.452	181	184									

63 Nicolas Vandierendonck , GT3 Cup PRO AM / BEL									theoretical besttime: 1:38.058								
Lap	Time	S1	V1	S2	V2	S3	V3	Vmax	Lap	Time	S1	V1	S2	V2	S3	V3	Vmax
1	1:53.175	40.401	184	39.657	181	33.117	198	181	10	1:40.182	32.766	188	36.977	195	30.439	201	195
2	1:45.503	34.739	186	38.601	181	32.163	200	181	11	1:40.717	32.998	187	37.027	193	30.692	198	193
3	1:41.954	33.291	186	37.976	189	30.687	198	189	12	1:46.861	33.244	184	39.906	166	33.711	198	166
4	1:41.037	32.800	185	37.653	189	30.584	198	189	13	2:29.761	44.960	98	56.968	88	47.833	96	88
5	1:40.759	32.836	187	37.444	192	30.479	198	192	14	2:21.548	46.842	102	52.275	90	42.431	198	90
6	1:39.905	32.552	186	37.104	195	30.249	200	195	15	1:39.570	32.814	183	36.744	195	30.012	201	195
7	1:39.490	32.505	187	36.807	192	30.178	200	192	16	1:38.537	32.075	189	35.971	199	30.491	198	199
8	1:40.984	33.081	186	37.373	191	30.530	198	191	17	1:38.901	32.404	188	36.354	197	30.143	200	197
9	1:39.716	32.606	186	36.918	194	30.192	200	194	18	1:38.680	32.260	186	36.109	198	30.311	198	198

69 Thierry Vermeulen , GT4 GT4 / NLD									theoretical besttime: 1:37.679								
Lap	Time	S1	V1	S2	V2	S3	V3	Vmax	Lap	Time	S1	V1	S2	V2	S3	V3	Vmax
1	2:02.037	45.089	171	42.413	178	34.535	179	178	10	1:39.191	31.985	183	36.613	190	30.593	183	190
2	1:49.115	35.340	176	40.701	183	33.074	182	183	11	1:39.354	31.642	176	36.534	188	31.178	185	188
3	1:47.212	34.625	176	39.599	184	32.988	178	184	12	2:06.320	36.273	126	47.446	136	42.601	120	136
4	1:46.434	34.836	177	39.164	185	32.434	183	185	13	2:01.731	40.104	117	45.020	160	36.607	144	160
5	1:42.844	33.491	182	37.890	187	31.463	183	187	14	2:09.928	38.409	126	49.371	85	42.148	186	85
6	1:41.274	33.052	179	37.154	190	31.068	185	190	15	1:39.770	32.738	181	36.443	192	30.589	186	192
7	1:39.972	32.232	179	36.928	189	30.812	184	189	16	1:38.244	31.796	184	35.817	191	30.631	185	191
8	1:39.722	32.022	183	36.498	190	31.202	181	190	17	1:38.968	31.478	183	35.769	192	31.721	185	192
9	1:38.823	31.717	181	36.390	190	30.716	185	190	18	1:49.054	31.321	183	36.091	193	41.642	175	193

71 Alexander Goddijn , GT4 GT4 / NLD									theoretical besttime: 1:38.319								
Lap	Time	S1	V1	S2	V2	S3	V3	Vmax	Lap	Time	S1	V1	S2	V2	S3	V3	Vmax
1	2:02.463	45.324	175	42.374	178	34.765	182	178	10	1:40.773	31.762	184	36.878	191	32.133	186	191
2	1:52.434	35.053	178	43.566	182	33.815	184	182	11	1:42.849	32.237	183	37.385	189	33.227	185	189
3	1:47.148	33.467	180	40.025	182	33.656	182	182	12	1:47.737	32.989	182	38.239	186	36.509	101	186
4	1:47.788	33.902	181	39.528	184	34.358	179	184	13	2:04.694	43.045	137	45.237	162	36.412	156	162
5	1:44.844	33.370	180	38.720	184	32.754	185	184	14	2:06.827	36.682	175	47.532	107	42.613	187	107
6	1:43.167	32.529	182	38.444	187	32.194	184	187	15	1:41.564	32.550	178	37.686	190	31.328	186	190
7	1:42.569	32.722	182	38.035	189	31.812	186	189	16	1:40.671	32.337	185	36.902	187	31.432	184	187
8	1:41.264	32.218	183	37.402	188	31.644	185	188	17	1:38.933	31.891	181	36.359	193	30.683	188	193
9	1:41.480	32.094	182	37.908	188	31.478	186	188	18	1:38.699	31.503	184	36.133	193	31.063	184	193

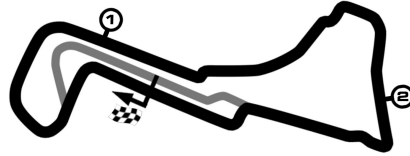
72 Steven van Rhee , GT4 GT4 / NLD									theoretical besttime: 1:39.061								
Lap	Time	S1	V1	S2	V2	S3	V3	Vmax	Lap	Time	S1	V1	S2	V2	S3	V3	Vmax
1	1:59.894	43.048	172	42.232	178	34.614	179	178	6	1:41.609	32.802	181	37.263	187	31.544	182	187
2	1:48.646	34.508	179	40.294	179	33.844	181	179	7	1:40.343	32.379	179	36.774	187	31.190	184	187
3	1:45.559	33.683	180	39.235	183	32.641	179	183	8	1:41.056	32.283	180	37.729	187	31.044	184	187
4	1:43.424	33.322	179	38.040	185	32.062	183	185	9	1:40.250	32.473	178	36.973	186	30.804	185	186
5	1:43.159	33.623	175	38.083	185	31.453	184	185	10	7:11.259	32.039	181	36.218	188	0.000		188

DTM Zolder 1

Circuit Zolder, length 4000 m

09. - 11.10.2020

Porsche Carrera Cup Benelux



PORSCHE

CARRERA CUP
BENELUX

SPRINT CHALLENGE
BENELUX

Lap Analysis race 2, 11.10.2020

-Reg.No.: C-Z-DTM-015

126 Jos Jansen , GT3 Cup AM / BEL

theoretical besttime: 1:37.470

Lap	Time	S1	V1	S2	V2	S3	V3	Vmax	Lap	Time	S1	V1	S2	V2	S3	V3	Vmax
1	2:02.840	46.089	182	42.358	171	34.393	191	171	9	1:38.899	32.763	193	36.054	199	30.082	201	199
2	1:49.261	35.690	186	40.733	176	32.838	197	176	10	1:40.803	32.560	192	37.428	193	30.815	201	193
3	1:46.361	34.098	187	39.878	183	32.385	197	183	11	1:39.932	31.334	197	37.219	195	31.379	158	195
4	1:44.043	34.104	188	38.705	189	31.234	198	189	12	1:40.907	32.761	194	36.514	193	31.632	187	193
5	1:42.603	33.078	190	38.237	189	31.288	200	189	13	2:18.890	37.569	126	54.392	94	46.929	89	94
6	1:40.209	32.613	192	37.219	194	30.377	200	194	14	2:20.714	46.343	102	51.912	90	42.459	176	90
7	1:38.480	32.014	194	36.329	198	30.137	200	198	15	2:27.704	44.997	148	49.142	123	0.000		123
8	1:38.651	31.521	193	36.122	190	31.008	202	190									

140 Huub van Eijndhoven , GT3 Cup PRO AM / NLD

theoretical besttime: 1:32.876

Lap	Time	S1	V1	S2	V2	S3	V3	Vmax	Lap	Time	S1	V1	S2	V2	S3	V3	Vmax
1	1:56.821	42.167	185	41.872	170	32.782	200	170	10	1:36.501	31.878	193	34.813	204	29.810	203	204
2	1:46.285	33.934	191	39.585	189	32.766	198	189	11	1:35.626	30.914	197	34.599	204	30.113	202	204
3	1:45.793	34.605	184	39.170	181	32.018	198	181	12	1:49.017	30.754	196	38.750	151	39.513	112	151
4	1:40.494	32.734	193	36.989	198	30.771	201	198	13	2:33.727	48.754	90	58.041	82	46.932	110	82
5	1:40.816	33.036	193	36.752	198	31.028	200	198	14	2:22.191	47.255	92	52.869	105	42.067	201	105
6	1:39.138	32.302	193	36.390	198	30.446	202	198	15	1:34.794	30.647	196	34.083	205	30.064	205	205
7	1:39.188	31.951	191	36.658	199	30.579	203	199	16	1:33.890	30.445	197	34.279	206	29.166	205	206
8	1:37.892	32.089	190	35.912	199	29.891	202	199	17	1:33.008	30.143	197	33.991	207	28.874	205	207
9	1:36.442	31.179	196	35.110	203	30.153	203	203	18	1:33.111	30.089	197	33.913	207	29.109	205	207

700 Yannick Redant , GT4 GT4 / BEL

theoretical besttime: 1:49.944

Lap	Time	S1	V1	S2	V2	S3	V3	Vmax	Lap	Time	S1	V1	S2	V2	S3	V3	Vmax
1	1:59.229	44.246	178	41.275	179	33.708	182	179	10	1:41.993	0.000		0.000		0.000		
2	1:48.050	34.961	180	0.000		1:13.089			11	1:39.982	0.000		0.000		0.000		
3	1:46.132	0.000		0.000		0.000			12	2:08.158	0.000		0.000		0.000		
4	1:43.190	0.000		0.000		0.000			13	2:01.841	0.000		0.000		0.000		
5	1:42.198	0.000		0.000		0.000			14	2:10.211	0.000		0.000		0.000		
6	1:41.496	0.000		0.000		0.000			15	1:39.683	0.000		0.000		0.000		
7	1:40.627	0.000		0.000		0.000			16	1:39.878	0.000		0.000		0.000		
8	1:40.732	0.000		0.000		0.000			17	1:38.063	0.000		0.000		0.000		
9	1:39.667	0.000		0.000		0.000			18	1:48.533	0.000		0.000		0.000		

917 Stijn Lowette , GT3 Cup AM / BEL

theoretical besttime: 1:40.229

Lap	Time	S1	V1	S2	V2	S3	V3	Vmax	Lap	Time	S1	V1	S2	V2	S3	V3	Vmax
1	1:57.038	42.789	183	41.341	176	32.908	198	176	10	1:43.803	33.270	181	39.237	189	31.296	197	189
2	1:46.150	34.924	184	38.679	188	32.547	201	188	11	1:44.169	33.624	186	37.644	194	32.901	155	194
3	1:45.920	34.481	180	39.453	178	31.986	195	178	12	2:00.037	35.200	184	43.407	151	41.430	106	151
4	1:42.934	34.061	182	37.917	194	30.956	200	194	13	2:04.554	42.980	151	45.163	163	36.411	168	163
5	1:42.546	33.371	181	37.974	195	31.201	200	195	14	2:06.549	37.093	170	47.396	96	42.060	201	96
6	1:42.236	33.283	184	37.843	190	31.110	198	190	15	1:41.576	33.859	186	37.224	197	30.493	201	197
7	1:42.314	33.636	185	37.980	193	30.698	200	193	16	1:42.200	34.299	185	37.062	196	30.839	201	196
8	1:43.076	33.191	184	38.727	186	31.158	200	186	17	1:40.614	33.101	186	36.887	199	30.626	200	199
9	1:43.617	34.296	186	38.014	196	31.307	198	196	18	1:41.901	32.849	188	36.891	198	32.161	201	198

919 Michael Cool , GT3 Cup PRO AM / BEL

theoretical besttime: 1:38.330

Lap	Time	S1	V1	S2	V2	S3	V3	Vmax	Lap	Time	S1	V1	S2	V2	S3	V3	Vmax
1	1:53.494	41.919	181	39.835	196	31.740	201	196	10	1:39.882	32.483	187	36.727	196	30.672	200	196
2	1:45.314	34.579	188	38.518	187	32.217	200	187	11	1:40.958	32.700	188	37.032	196	31.226	200	196
3	1:43.680	33.383	188	38.780	194	31.517	201	194	12	1:50.805	32.800	184	42.476	160	35.529	179	160
4	1:42.177	32.979	184	38.133	196	31.065	198	196	13	2:19.191	37.779	129	54.260	94	47.152	92	94
5	1:41.487	32.987	188	37.438	196	31.062	200	196	14	2:20.600	46.357	108	52.171	89	42.072	200	89
6	1:41.689	33.241	187	37.493	199	30.955	201	199	15	1:40.036	32.638	182	37.136	196	30.262	198	196
7	1:40.211	32.941	187	36.878	196	30.392	198	196	16	1:38.596	32.047	190	36.142	195	30.407	198	195
8	1:40.706	32.773	180	37.130	196	30.803	197	196	17	1:38.869	32.123	189	36.245	197	30.501	200	197
9	1:41.667	33.741	186	37.008	192	30.918	198	192	18	1:38.752	32.189	189	36.021	197	30.542	200	197

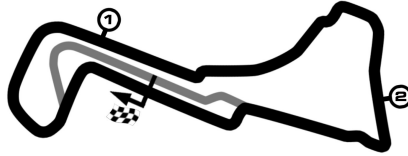
DTM Zolder 1

Circuit Zolder, length 4000 m

09. - 11.10.2020

Porsche Carrera Cup Benelux

Best Sector Times race 2



PORSCHE

**CARRERA CUP
BENELUX**

**SPRINT CHALLENGE
BENELUX**

-Reg.No.: C-Z-DTM-015

Pos.	sector 1			sector 2			sector 3			theoretical and best lap time				
	No	Driver	Time	No	Driver	Time	No	Driver	Time	No	Driver	theoretical	Best	Pos
1	14	Schuring M.	29.952	14	Schuring M.	33.753	140	van Eijndhoven H.	28.874	140	van Eijndhoven H.	1:32.876	1:33.008	
2	4	Hartog L.	29.965	4	Hartog L.	33.887	17	Smits G.	29.036	14	Schuring M.	1:33.000	1:33.008	
3	140	van Eijndhoven H.	30.089	140	van Eijndhoven H.	33.913	4	Hartog L.	29.185	4	Hartog L.	1:33.037	1:33.108	
4	17	Smits G.	30.214	17	Smits G.	34.392	14	Schuring M.	29.295	17	Smits G.	1:33.642	1:33.774	
5	9	Verhoeven J.	30.659	9	Verhoeven J.	35.338	9	Verhoeven J.	29.665	9	Verhoeven J.	1:35.662	1:35.693	
6	69	Vermeulen T.	31.321	69	Vermeulen T.	35.769	63	Vandierendonck N.	30.012	126	Jansen J.	1:37.470	1:38.480	
7	126	Jansen J.	31.334	63	Vandierendonck N.	35.971	126	Jansen J.	30.082	69	Vermeulen T.	1:37.679	1:38.244	
8	71	Goddijn A.	31.503	919	Cool M.	36.021	919	Cool M.	30.262	63	Vandierendonck N.	1:38.058	1:38.537	
9	72	van Rhee S.	32.039	126	Jansen J.	36.054	917	Lowette S.	30.493	71	Goddijn A.	1:38.319	1:38.699	
10	919	Cool M.	32.047	71	Goddijn A.	36.133	69	Vermeulen T.	30.589	919	Cool M.	1:38.330	1:38.596	
11	63	Vandierendonck N.	32.075	72	van Rhee S.	36.218	71	Goddijn A.	30.683	72	van Rhee S.	1:39.061	1:40.250	
12	25	Goddijn H.	32.596	917	Lowette S.	36.887	72	van Rhee S.	30.804	917	Lowette S.	1:40.229	1:40.614	
13	917	Lowette S.	32.849	5	Barenbrug B.	37.095	5	Barenbrug B.	30.834	5	Barenbrug B.	1:40.923	1:41.044	
14	5	Barenbrug B.	32.994	25	Goddijn H.	37.245	25	Goddijn H.	31.200	25	Goddijn H.	1:41.041	1:41.506	
15	700	Redant Y.	34.961	700	Redant Y.	41.275	700	Redant Y.	33.708	700	Redant Y.	1:49.944	1:38.063	

Lapchart: Porsche Carrera Cup Benelux race 2

POS	1	2	3	4	5	6	7	8	9	10	11	12	13	14	15	16
LAP 1	9	14	4	63	5	919	17	140	917	700	72	69	71	126	25	
LAP 2	9	4	63	919	14	5	17	140	917	700	72	69	126	71	25	
LAP 3	9	63	4	919	14	5	17	140	917	700	72	69	126	71	25	
LAP 4	9	63	4	14	919	5	17	140	917	700	72	126	69	71	25	
LAP 5	63	9	4	14	919	5	140	17	917	700	72	126	69	71	25	
LAP 6	63	4	14	9	919	140	5	17	917	700	72	126	69	71	25	
LAP 7	63	4	14	919	140	9	17	5	917	700	72	126	69	71	25	
LAP 8	4	14	63	140	919	17	9	5	700	917	126	72	69	71	25	
LAP 9	4	14	63	140	17	919	9	5	700	126	72	917	69	71	25	
LAP 10	4	14	140	63	17	919	9	126	5	700	69	917	71	25	72.	
LAP 11	14	4	140	17	63	919	126	9	700	69	5	917	71	25		
LAP 12	14	4	140	17	63	919	126	9.	700	69	5	917	71	25		
LAP 13	14	4	140	17	63	919	126	700	69	5	917	71	9	25		
LAP 14	14	4	140	17	63	919	126	700	69	5	917	71	9	25		
LAP 15	4	14	140	17	63	919	700	69	5	917	71	9	126.	25		
LAP 16	4	14	140	17	63	919	69	700	5	71	917	9	25			
LAP 17	4	14	140	17	63	919	69	700	71	5	917	9	25			
LAP 18	4	14	140	17	63	919	71	700	69	5	917	9				

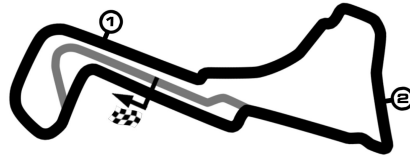
DTM Zolder 1

Circuit Zolder, length 4000 m

09. - 11.10.2020

Porsche Carrera Cup Benelux

Topspeed race 2, 11.10.2020



PORSCHE

CARRERA CUP
BENELUX

SPRINT CHALLENGE
BENELUX

-Reg.No.: C-Z-DTM-015

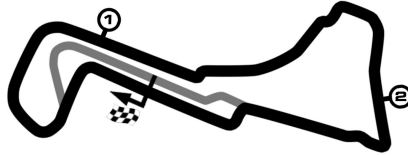
Car No.	Driver	Make	Speed km/h
14	Morris Schuring	GT3 Cup	208
140	Huub van Eijndhoven	GT3 Cup	207
4	Loek Hartog	GT3 Cup	206
17	Gilles Smits	GT3 Cup	204
9	Jean-Pierre Verhoeven	GT3 Cup	203
126	Jos Jansen	GT3 Cup	199
919	Michael Cool	GT3 Cup	199
63	Nicolas Vandierendonck	GT3 Cup	199
917	Stijn Lowette	GT3 Cup	199
5	Bas Barenbrug	GT3 Cup	196
69	Thierry Vermeulen	GT4	193
71	Alexander Goddijn	GT4	193
25	Harold Goddijn	GT4	189
72	Steven van Rhee	GT4	188
700	Yannick Redant	GT4	179

DTM Zolder 1

Circuit Zolder, length 4000 m

09. - 11.10.2020

Porsche Carrera Cup Benelux



PORSCHE

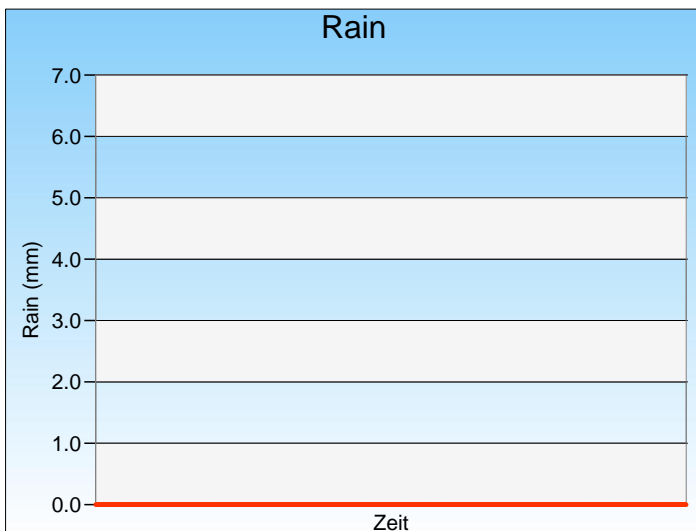
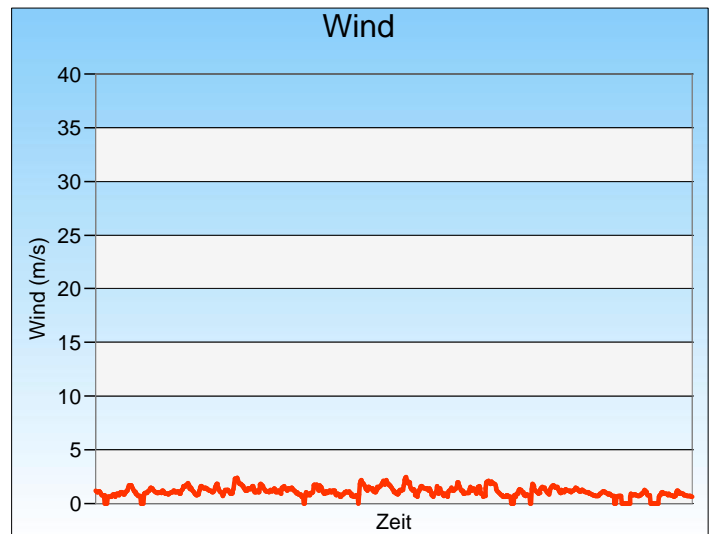
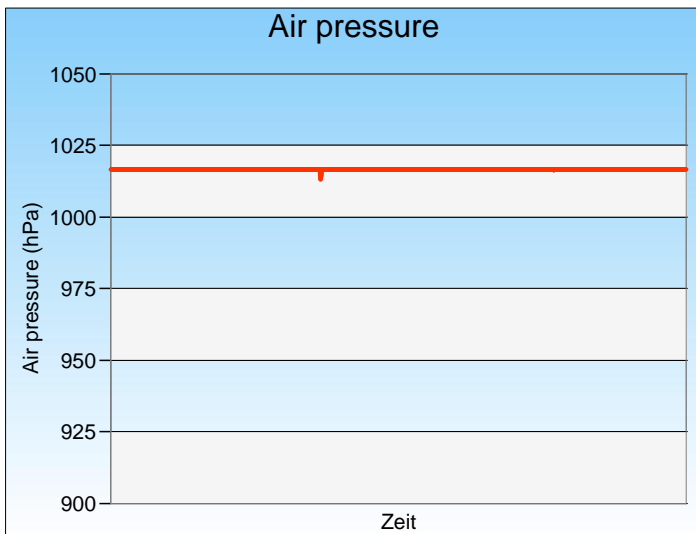
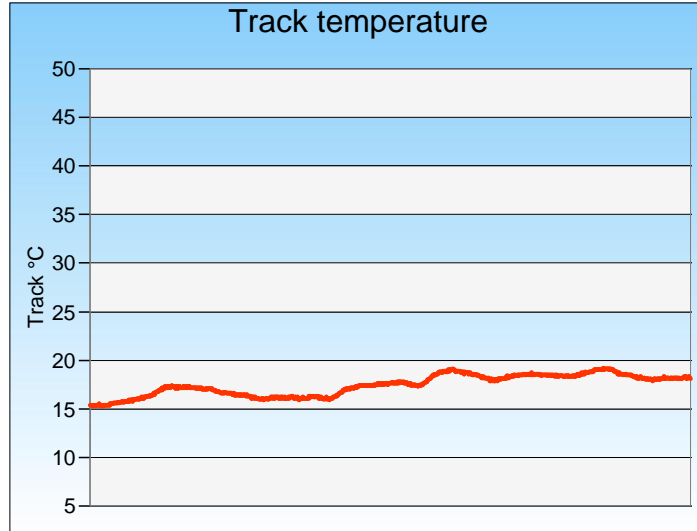
CARRERA CUP
BENELUX

SPRINT CHALLENGE
BENELUX

Weather race 2

-Reg.No.: C-Z-DTM-015

11.10.2020, 11:30:00 - 12:00:00



Weather:



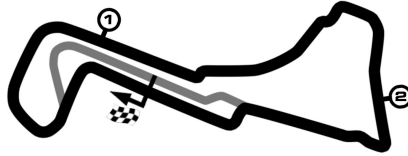
DTM Zolder 1

Circuit Zolder, length 4000 m

09. - 11.10.2020

Porsche Carrera Cup Benelux

Starting grid race 2



PORSCHE

CARRERA CUP
BENELUX

SPRINT CHALLENGE
BENELUX

-Reg.No.: C-Z-DTM-015

71 Alexander Goddijn GT4	1:37.702	8	25 Harold Goddijn GT4	1:44.392
69 Thierry Vermeulen GT4	1:37.259	7	700 Yannick Redant GT4	1:37.416
919 Michael Cool GT3 Cup	1:35.514	6	72 Steven van Rhee GT4	1:37.108
917 Stijn Lowette GT3 Cup	1:35.103	5	5 Bas Barenbrug GT3 Cup	1:35.319
63 Nicolas Vandierendonck GT3 Cup	1:33.471	4	126 Jos Jansen GT3 Cup	1:33.856
140 Huub van Eijndhoven GT3 Cup	1:32.816	3	9 Jean-Pierre Verhoeven GT3 Cup	1:33.143
14 Morris Schuring GT3 Cup	1:32.557	2	17 Gilles Smits GT3 Cup	1:32.802
		1	4 Loek Hartog GT3 Cup	1:32.469
			Pole Position	

Subject to final scrutineering !

Marc Boonman

Ludo Peeters